



US00D819846S

(12) **United States Design Patent**
Oglow

(10) **Patent No.:** **US D819,846 S**
(45) **Date of Patent:** **** Jun. 5, 2018**

(54) **TEALIGHT WRAP**
(71) Applicant: **FruX Decor, Inc.**, Sault Ste Marie (CA)
(72) Inventor: **Shane Oglow**, Sault Ste Marie (CA)
(73) Assignee: **FruX Decor, Inc.**, Sault Ste Marie (CA)
(**) Term: **14 Years**

D360,384 S * 7/1995 Weder D11/143
D361,295 S * 8/1995 Weder D11/143
D365,043 S * 12/1995 Bonds D11/164
D369,317 S * 4/1996 Weder D11/164
D374,204 S * 10/1996 Weder D11/143
5,772,424 A * 6/1998 Nokelainen F21S 13/12
229/155
D402,588 S * 12/1998 Weder D11/164
D403,270 S * 12/1998 Weder D11/164

(Continued)

(21) Appl. No.: **29/515,741**
(22) Filed: **Jan. 26, 2015**
(51) **LOC (11) Cl.** **26-01**
(52) **U.S. Cl.**
USPC **D26/22**
(58) **Field of Classification Search**
USPC D26/1-23, 114-137; D7/624.2; D11/164
CPC F21V 35/00; F23D 3/24; F23D 3/16
See application file for complete search history.

Primary Examiner — T. Chase Nelson
Assistant Examiner — Ania Aman
(74) *Attorney, Agent, or Firm* — Lightbulb IP, LLC

(57) **CLAIM**

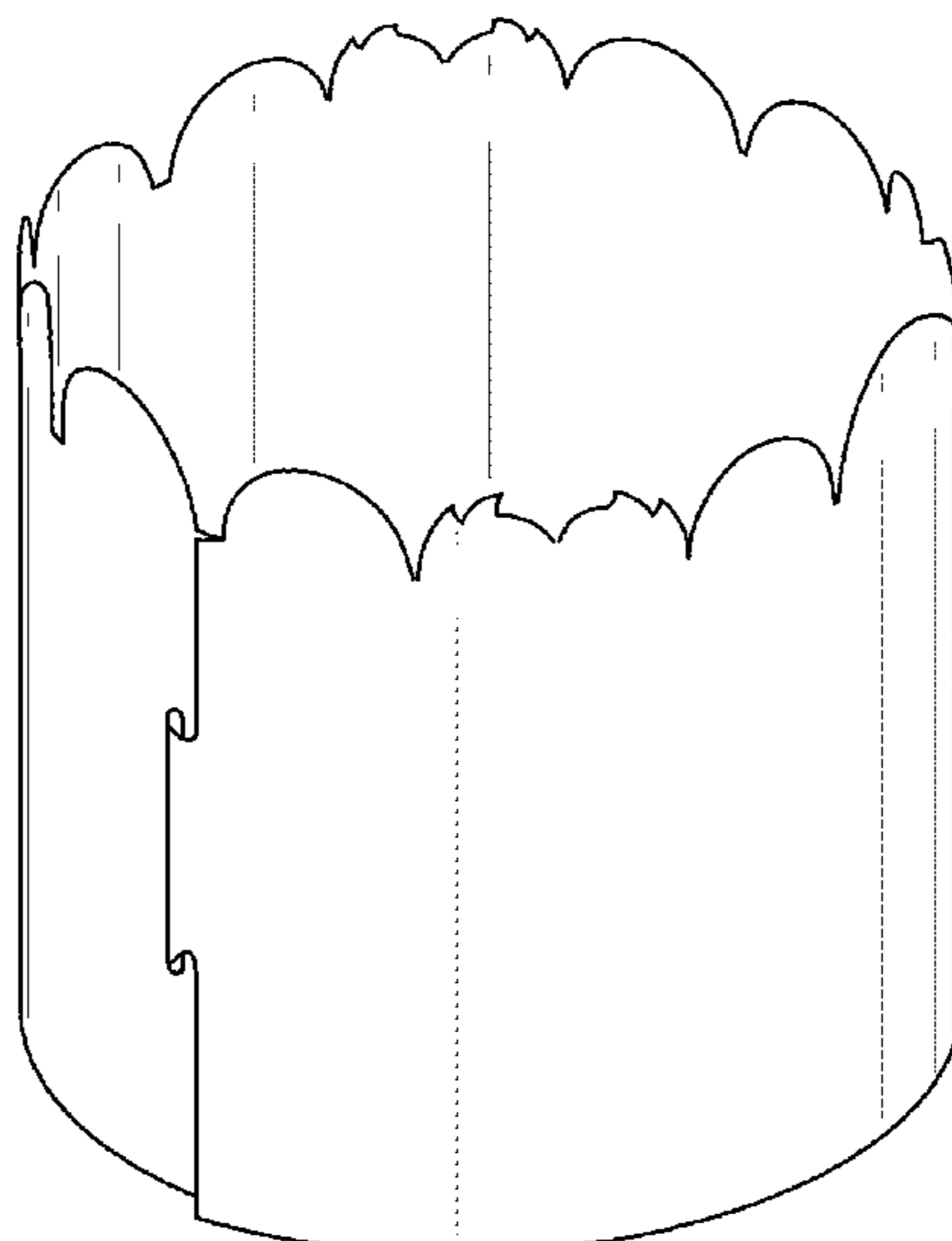
The ornamental design for a tealight wrap, as shown and described.

DESCRIPTION

FIG. 1 is a perspective view of a tealight wrap in accordance to a first embodiment of the present invention.
FIG. 2 is a back view of a tealight wrap.
FIG. 3 is a front view of a tealight wrap.
FIG. 4 is a top view of a tealight wrap.
FIG. 5 is a bottom view of a tealight wrap.
FIG. 6 is a front elevational view of a tealight wrap in a flat configuration, the back elevational view being a mirror image thereof.
FIG. 7 is a perspective view of a tealight wrap in accordance with a second embodiment of the present invention.
FIG. 8 is a back view of a tealight wrap.
FIG. 9 is a front view of a tealight wrap; and,
FIG. 10 is a front elevational view of a tealight wrap in a flat configuration, the back elevational view being a mirror image thereof.
The broken lines shown in the drawings are for the purpose of illustrating portions of the article that form no part of the claimed design.

(56) **References Cited**
U.S. PATENT DOCUMENTS
173,708 A * 2/1876 Wuensch F21V 35/00
431/291
716,668 A * 12/1902 Cheney B65D 85/52
24/67 R
1,610,652 A * 12/1926 Bouchard B65D 85/52
112/414
1,632,347 A * 6/1927 Pipkin B65D 23/0885
215/394
1,924,926 A * 8/1933 Gray A47G 23/03
215/394
D162,601 S * 3/1951 Walden D5/7
2,745,569 A * 5/1956 Seaman A61J 9/08
215/11.1
3,680,726 A * 8/1972 Massey B65D 23/0842
215/12.2
4,170,618 A * 10/1979 Adams A47G 7/085
264/101
4,604,307 A * 8/1986 Spreeuwiers B29C 61/025
156/86

1 Claim, 6 Drawing Sheets



(56)

References Cited

U.S. PATENT DOCUMENTS

D403,615 S * 1/1999 Weder D11/164
 D419,914 S * 2/2000 Weder D11/164
 6,151,830 A * 11/2000 Weder A01G 5/04
 47/72
 D434,655 S * 12/2000 Haugh D9/434
 D434,698 S * 12/2000 Weder D11/164
 6,345,467 B1 * 2/2002 Weder A47G 7/085
 206/423
 6,430,869 B1 * 8/2002 Weder A47G 7/085
 47/72
 6,453,611 B1 * 9/2002 Weder B65D 75/008
 47/72
 6,594,927 B2 * 7/2003 Witkowski G09F 3/0288
 40/306
 6,912,810 B2 * 7/2005 Weder A01G 5/00
 47/72
 D609,374 S * 2/2010 Schaefer-Mayer D26/6
 D644,879 S * 9/2011 Hadley D7/510
 8,028,471 B2 * 10/2011 Weder B65B 25/026
 47/72

8,434,263 B2 * 5/2013 Weder B65D 65/14
 47/72
 2002/0112401 A1 * 8/2002 Weder B65D 85/52
 47/72
 2003/0041512 A1 * 3/2003 Hazeltine A01G 13/0243
 47/58.1 R
 2004/0128877 A1 * 7/2004 Luedde B65D 25/36
 40/306
 2006/0186129 A1 * 8/2006 Allnutt B65D 81/3865
 220/737
 2008/0078824 A1 * 4/2008 Spriegel B65D 81/3876
 229/403
 2009/0059596 A1 * 3/2009 Lederer F21S 6/001
 362/295
 2010/0173764 A1 * 7/2010 Messerschmid B31C 7/02
 493/128
 2010/0200603 A1 * 8/2010 Kim B65D 81/3876
 220/739
 2013/0043261 A1 * 2/2013 Barton B65D 81/3876
 220/720
 2013/0043263 A1 * 2/2013 Yang B65D 25/2897
 220/738

* cited by examiner

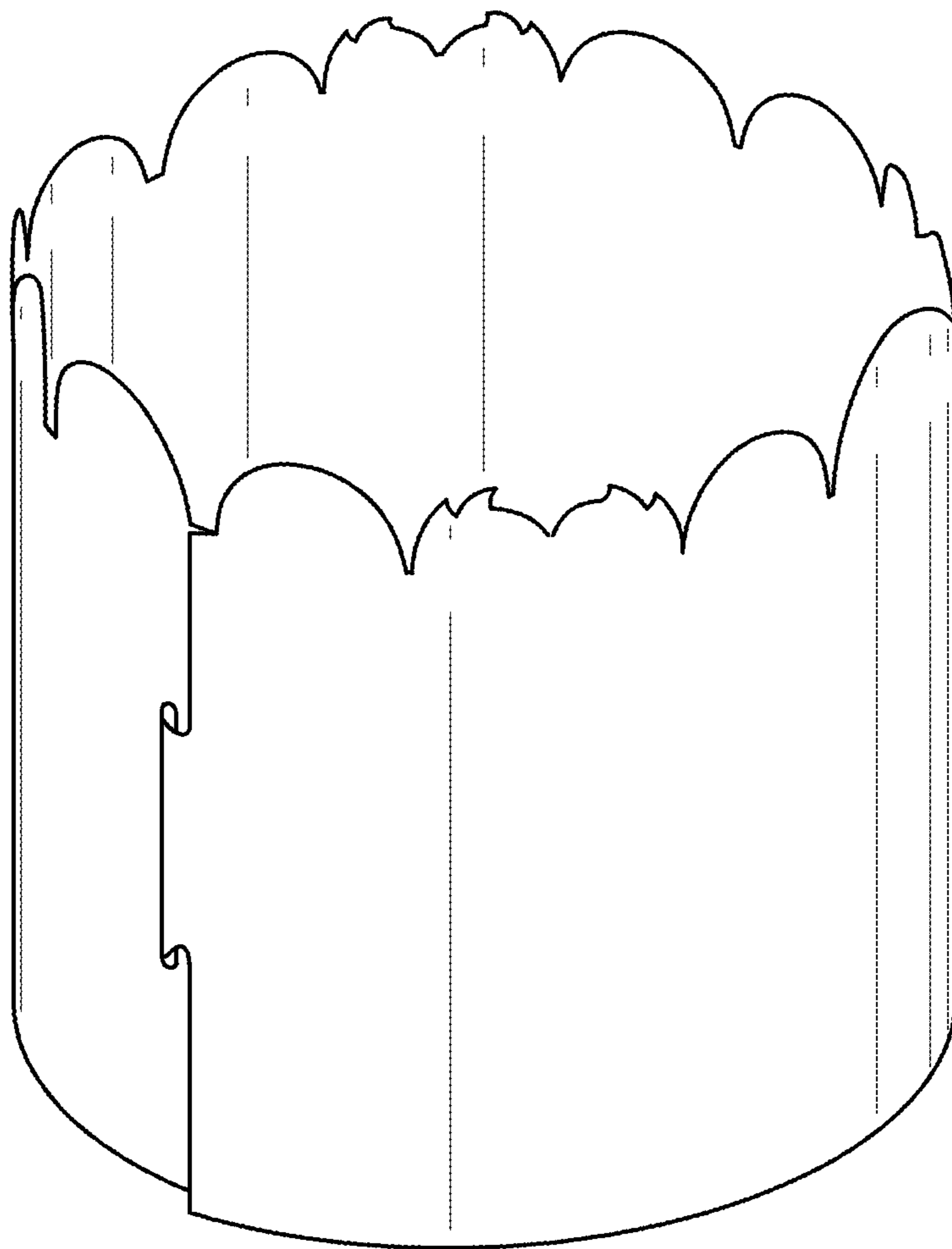


FIG. 1

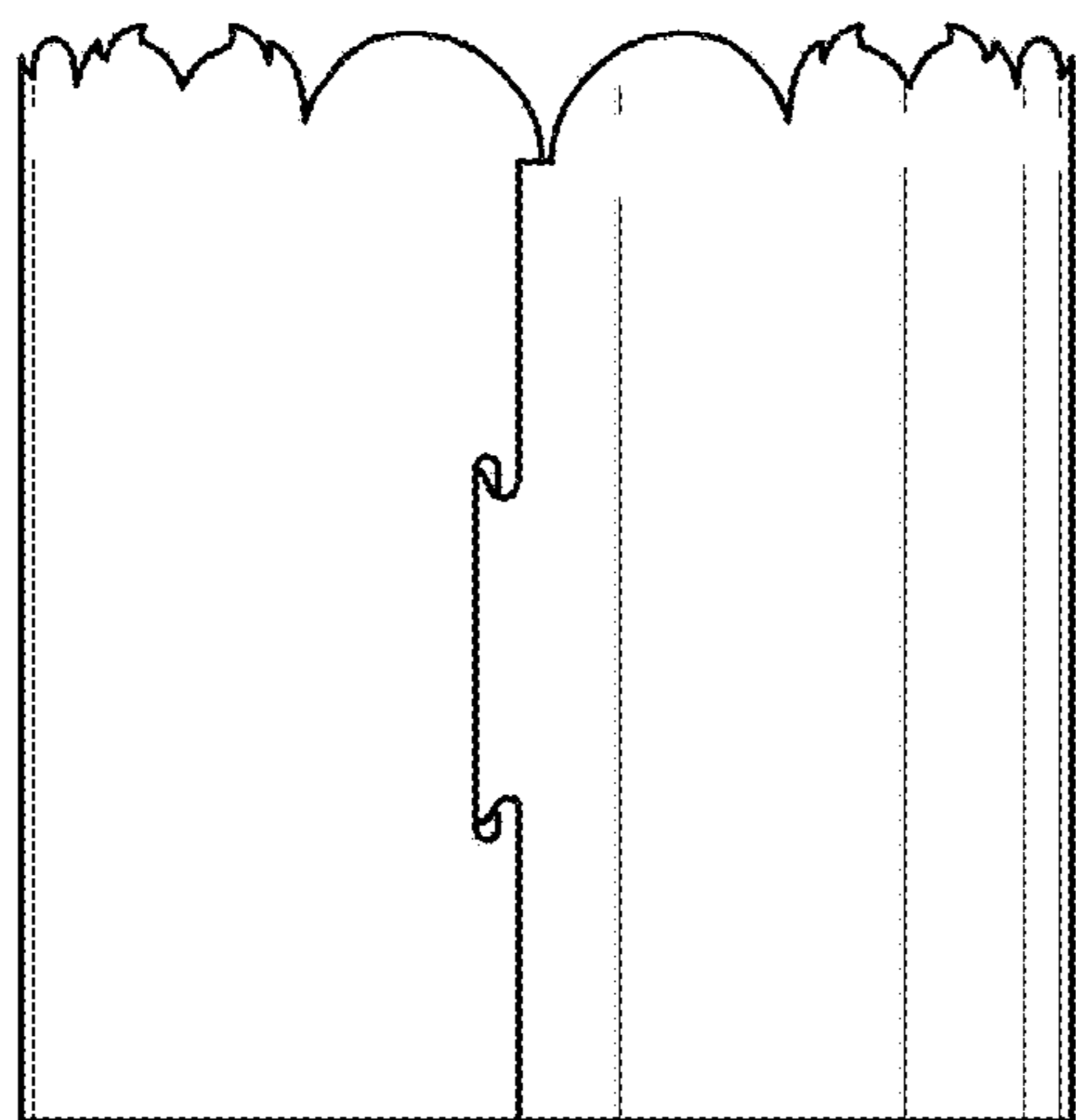


FIG. 2

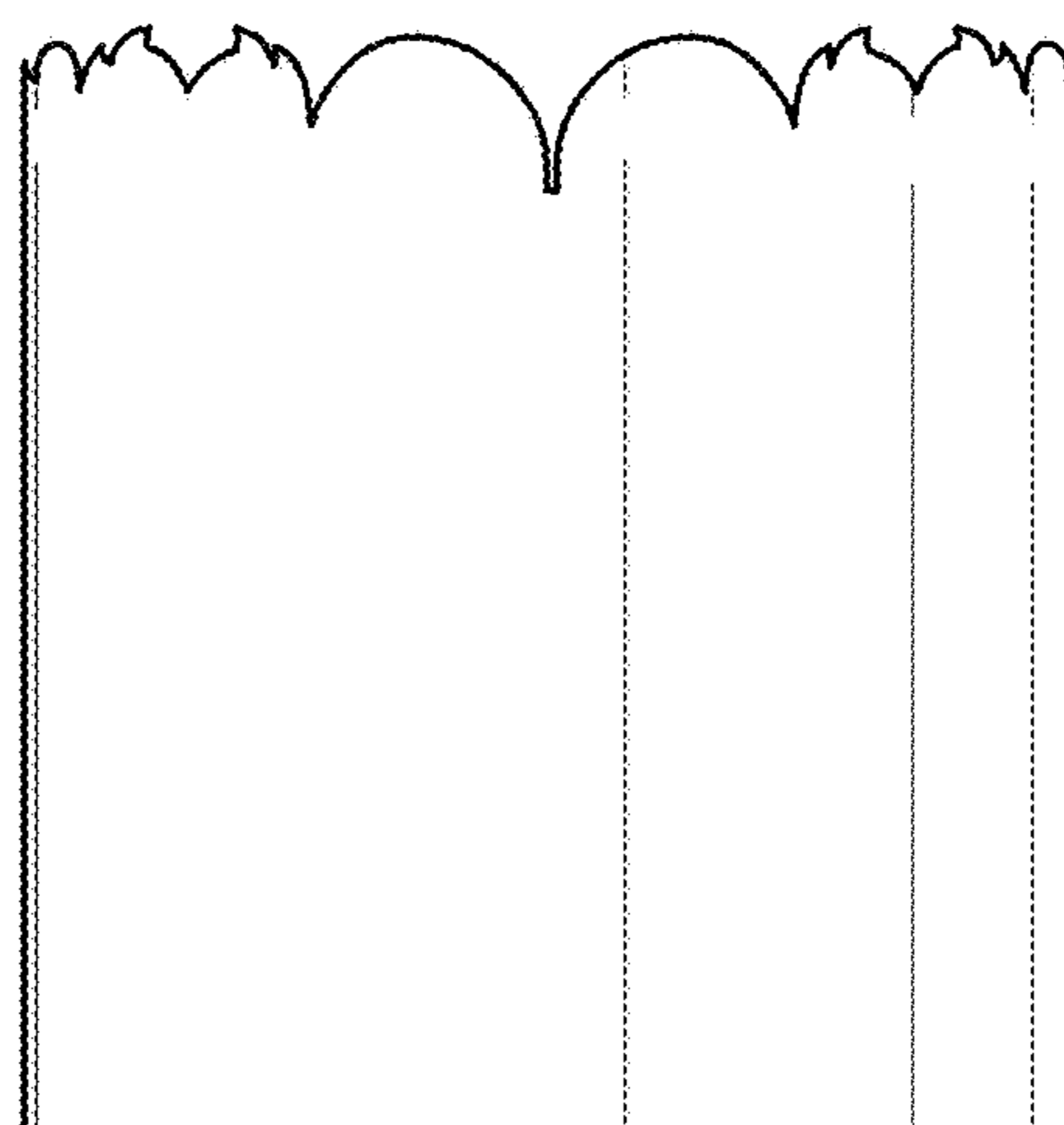


FIG. 3




FIG. 4




FIG. 5

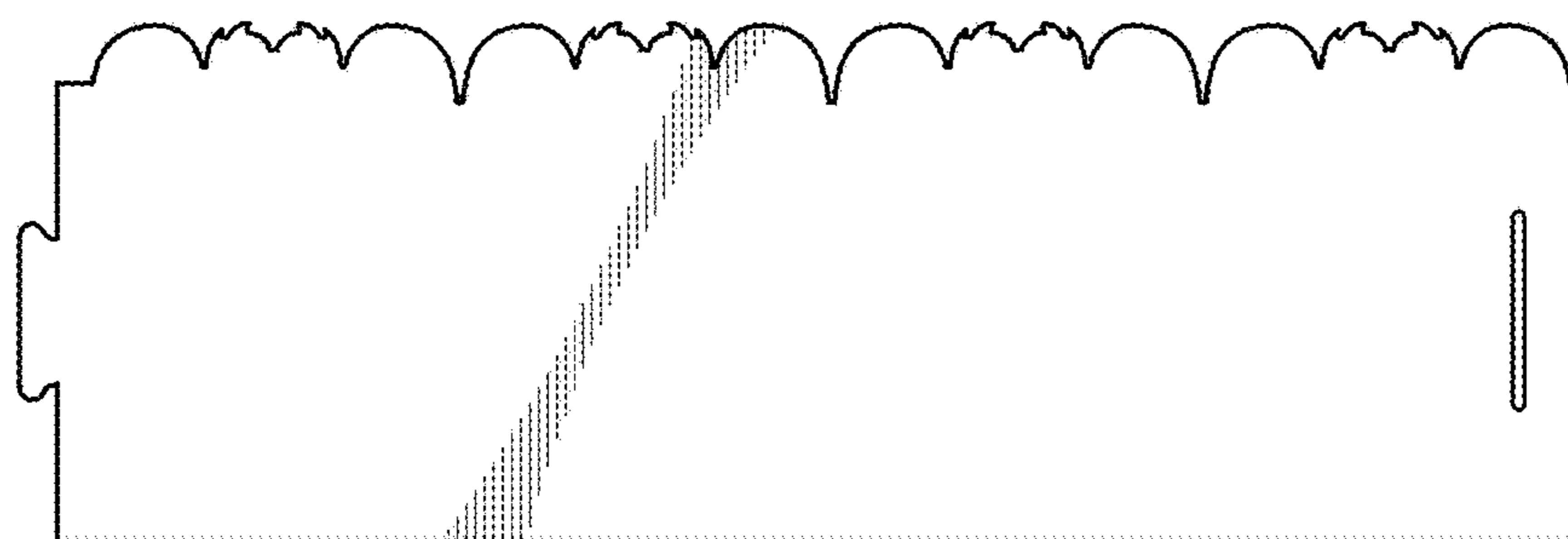


FIG. 6

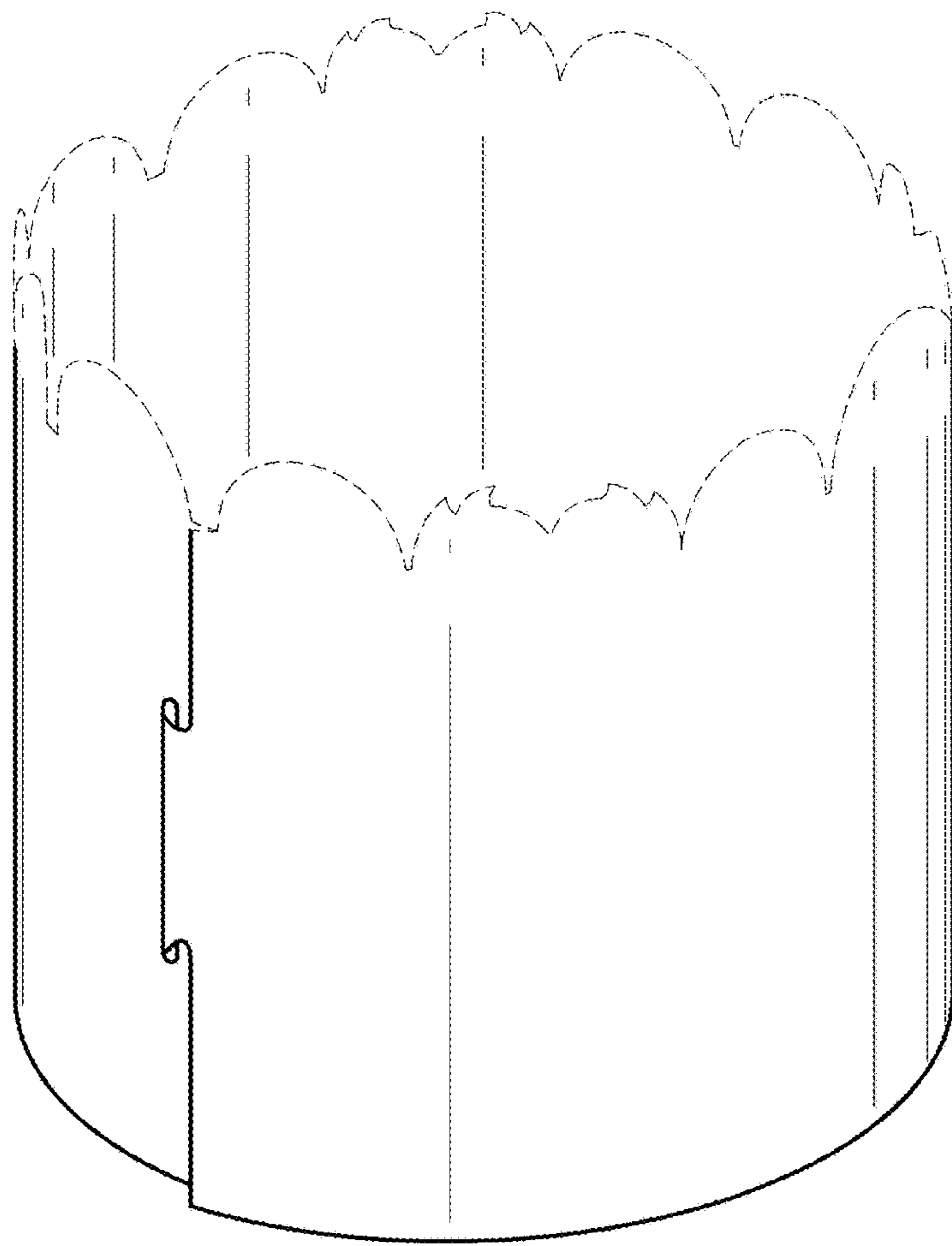


FIG. 7

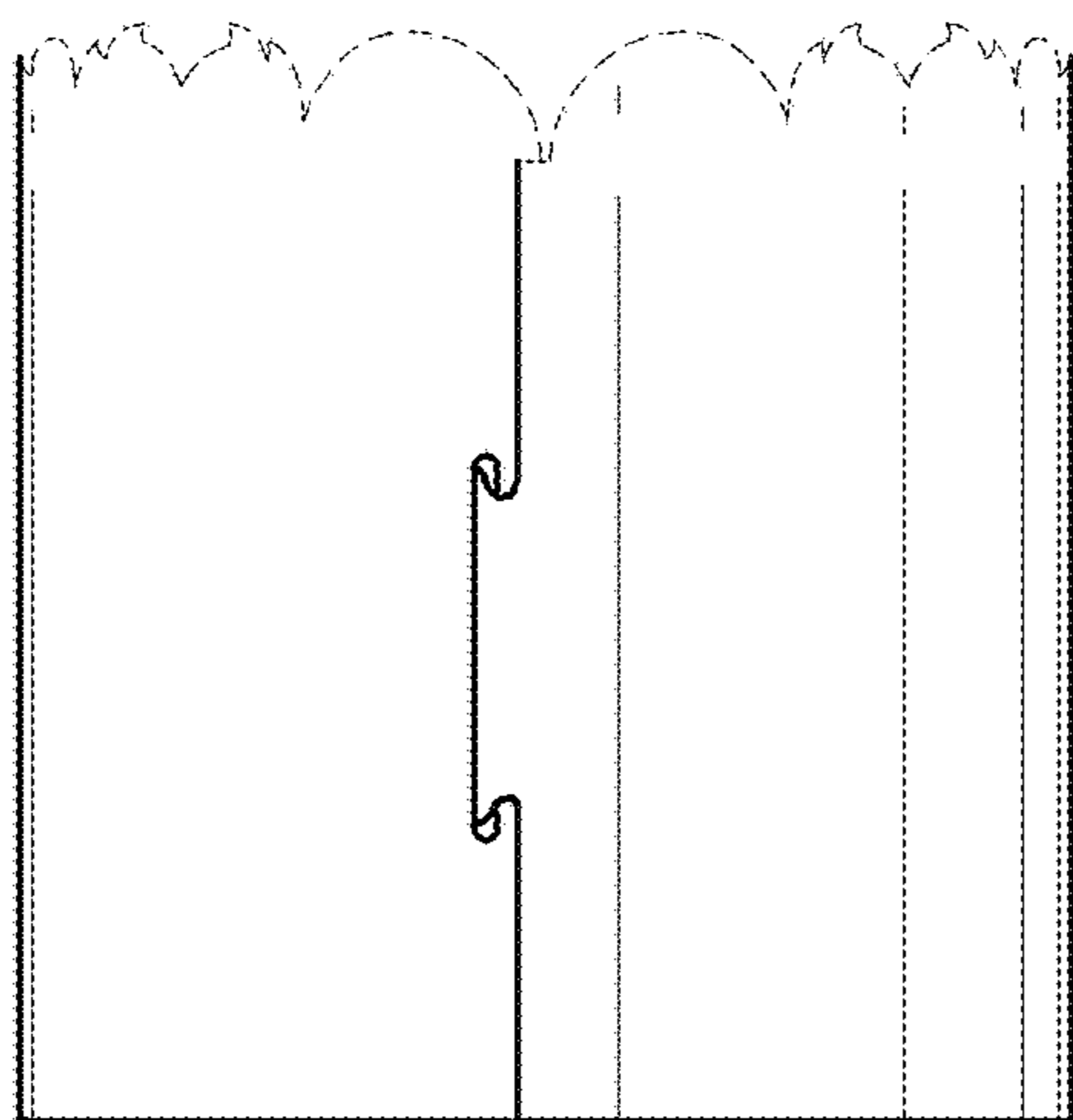


FIG. 8

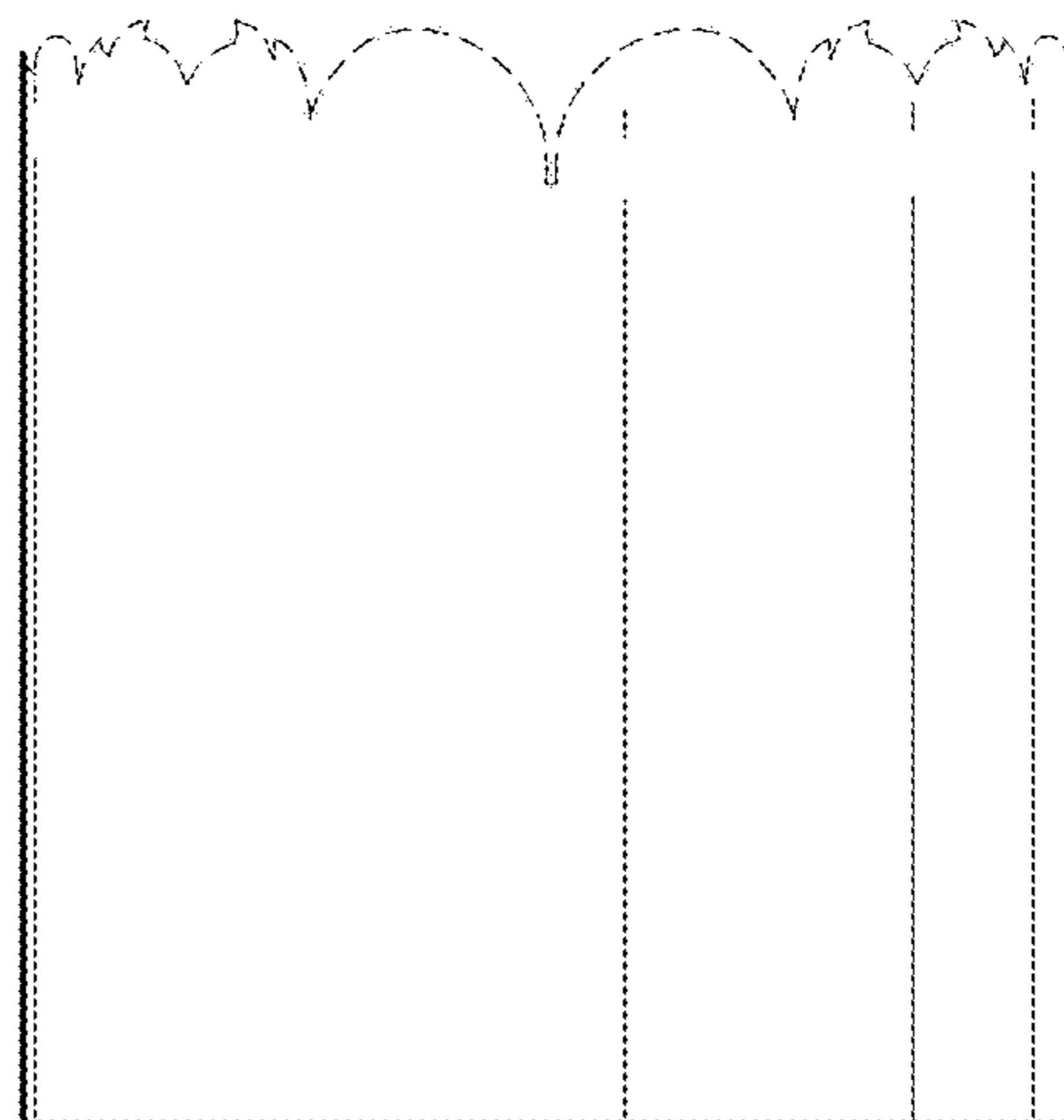


FIG. 9

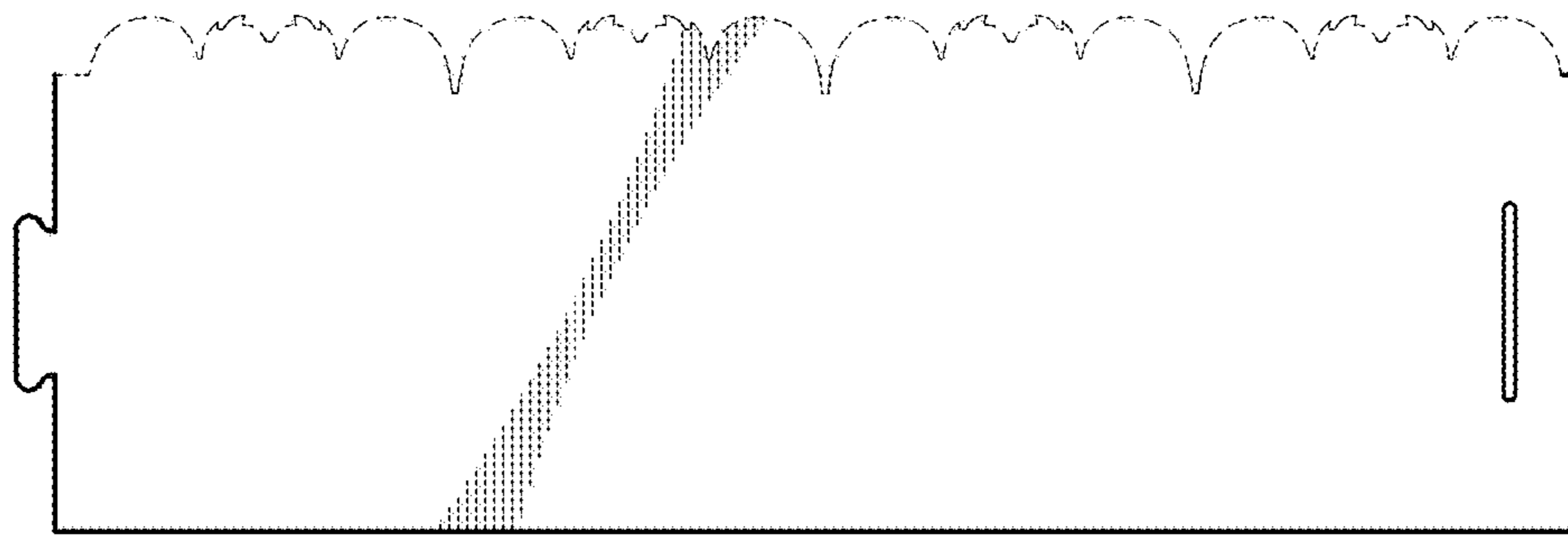


FIG. 10