



US00D819840S

(12) **United States Design Patent** (10) **Patent No.:** **US D819,840 S**  
**Shalvi** (45) **Date of Patent:** **\*\* Jun. 5, 2018**

(54) **LIGHTING FIXTURE**

CN 201430222043.5 7/2014  
DE 102010052020 3/2015  
WO WO2012075635 6/2012

(71) Applicant: **Ram Shalvi**, Closter, NJ (US)

(72) Inventor: **Ram Shalvi**, Closter, NJ (US)

**OTHER PUBLICATIONS**

(73) Assignee: **Olympia Lighting, Inc.**, Northvale, NJ (US)

LED Light Bulb, Mar. 12, 2011.  
70W PC Cover LED Com Cob Light Bulb, Nov. 7, 2014.  
80W 2835 SMD LED Maize Lamp LED Com Light Bulb, Mar. 31, 2014.  
3100LM AC85-265V High Power E27 Com SMD Light Bulb E27, Dec. 24, 2012.  
30W Com Ligh Bulb SMD 3528 E40/E39/E27/E26, Sep. 4, 2012.

(\*\*) Term: **15 Years**

(21) Appl. No.: **29/597,796**

(22) Filed: **Mar. 20, 2017**

\* cited by examiner

(51) **LOC (11) Cl.** ..... **26-04**

(52) **U.S. Cl.**  
USPC ..... **D26/2**

*Primary Examiner* — Marcus Jackson  
(74) *Attorney, Agent, or Firm* — Offit Kurman, P.A.;  
Robert D. Katz, Esq.

(58) **Field of Classification Search**  
USPC ..... D26/1-4; 313/313, 315, 316, 317, 318,  
313/493; 315/52, 53, 56, 57, 58  
CPC ..... H01R 5/00; H01R 13/514; H01R 31/048;  
H01R 31/02; H01J 13/46; H01J 5/00;  
H01J 5/16; H01J 15/00; H01J 5/48; H01J  
5/50; H01J 19/54; F21V 5/00  
See application file for complete search history.

(57) **CLAIM**

An ornamental design for a lighting fixture, as shown and described.

(56) **References Cited**

**DESCRIPTION**

**U.S. PATENT DOCUMENTS**


D553,266 S *	10/2007	Maxik	.....	D26/2
D566,300 S *	4/2008	Lo	.....	D26/2
D584,838 S *	1/2009	To	.....	D26/2
D631,567 S	1/2011	Lodhie		
D646,802 S *	10/2011	Guohui	.....	D26/2
8,128,258 B2	3/2012	Lodhie		
D695,426 S *	12/2013	Tu	.....	D26/2
D721,828 S	1/2015	Chen et al.		
D735,903 S	8/2015	Li		
D762,884 S	8/2016	Shalvi		
D782,081 S	3/2017	Shalvi		
D782,082 S	3/2017	Shalvi		

**FOREIGN PATENT DOCUMENTS**

CN	201330328840.7	7/2013
CN	002320358-0001	10/2013

FIG. 1 is a perspective view of a lighting fixture featuring my ornamental design;  
FIG. 2 is a front view of the ornamental design of the lighting fixture of FIG. 1;  
FIG. 3 is a rear view of the ornamental design of the lighting fixture of FIG. 1;  
FIG. 4 is a view of the right side of the ornamental design of the lighting fixture of FIG. 1;  
FIG. 5 is a view of the left side of the ornamental design of the lighting fixture of FIG. 1;  
FIG. 6 is an end view of the ornamental design of the lighting fixture of FIG. 1; and,  
FIG. 7 is a bottom view of the ornamental design of the lighting fixture of FIG. 1.

**1 Claim, 6 Drawing Sheets**



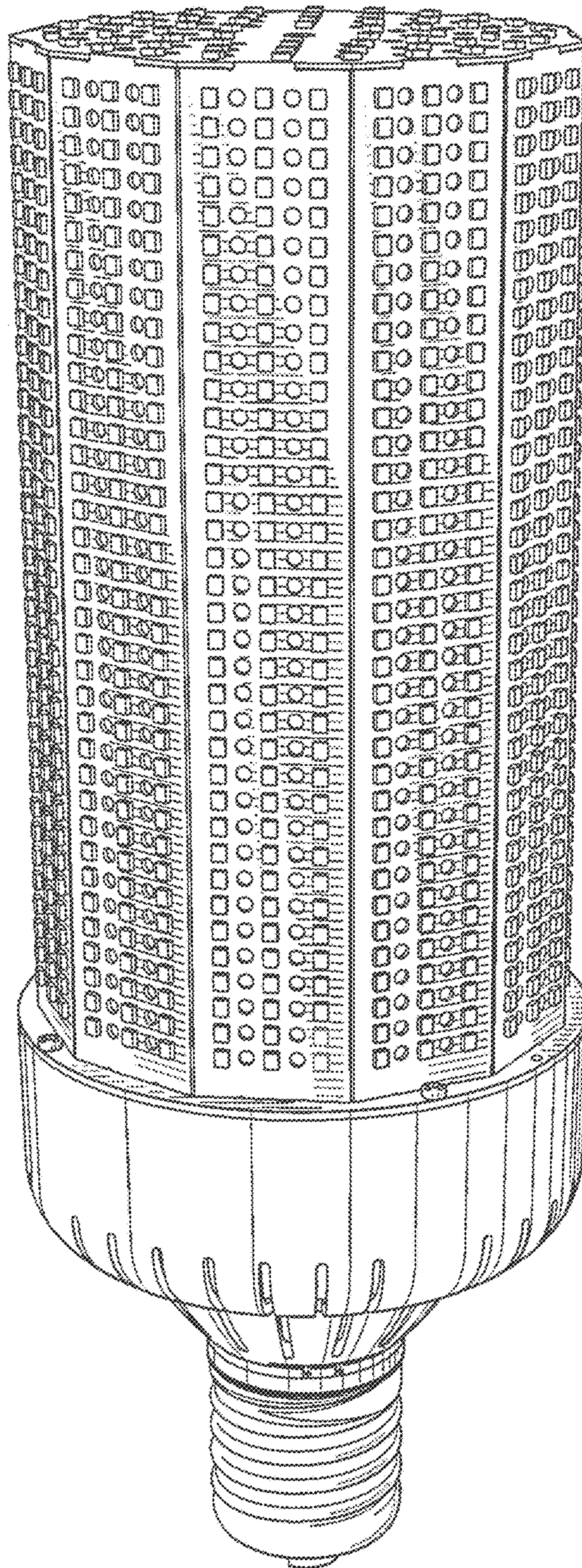


FIG. 1

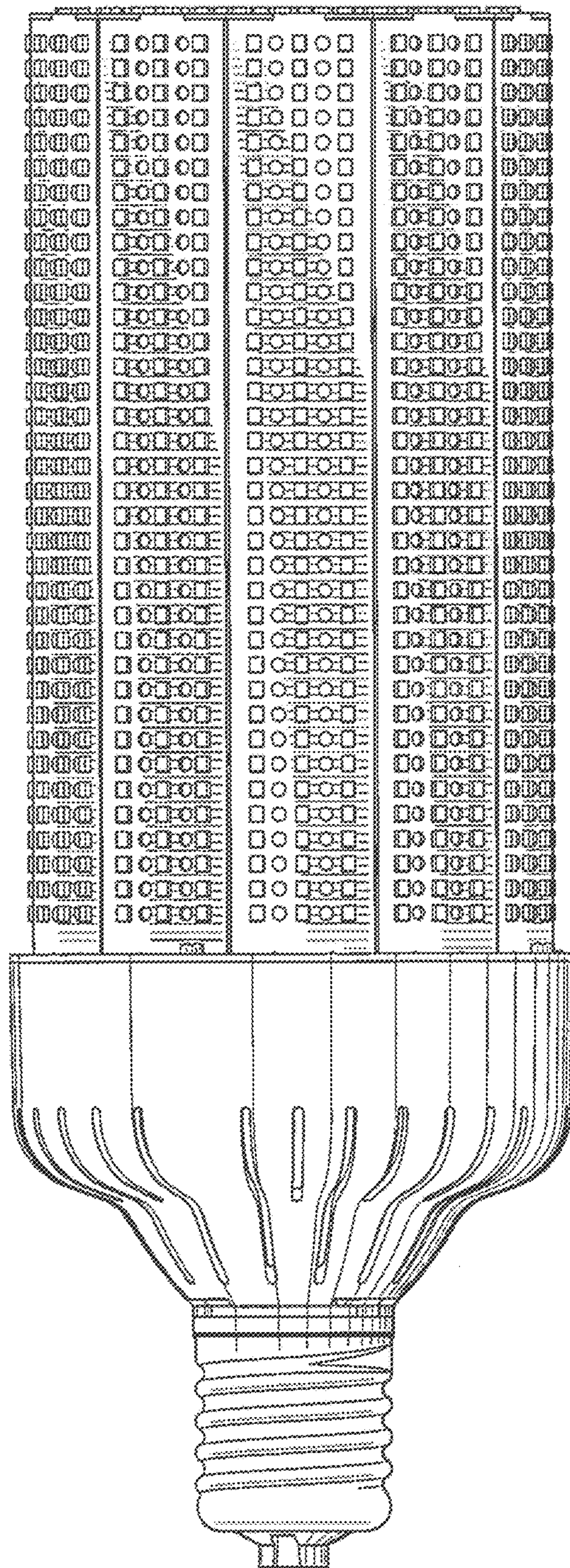


FIG. 2

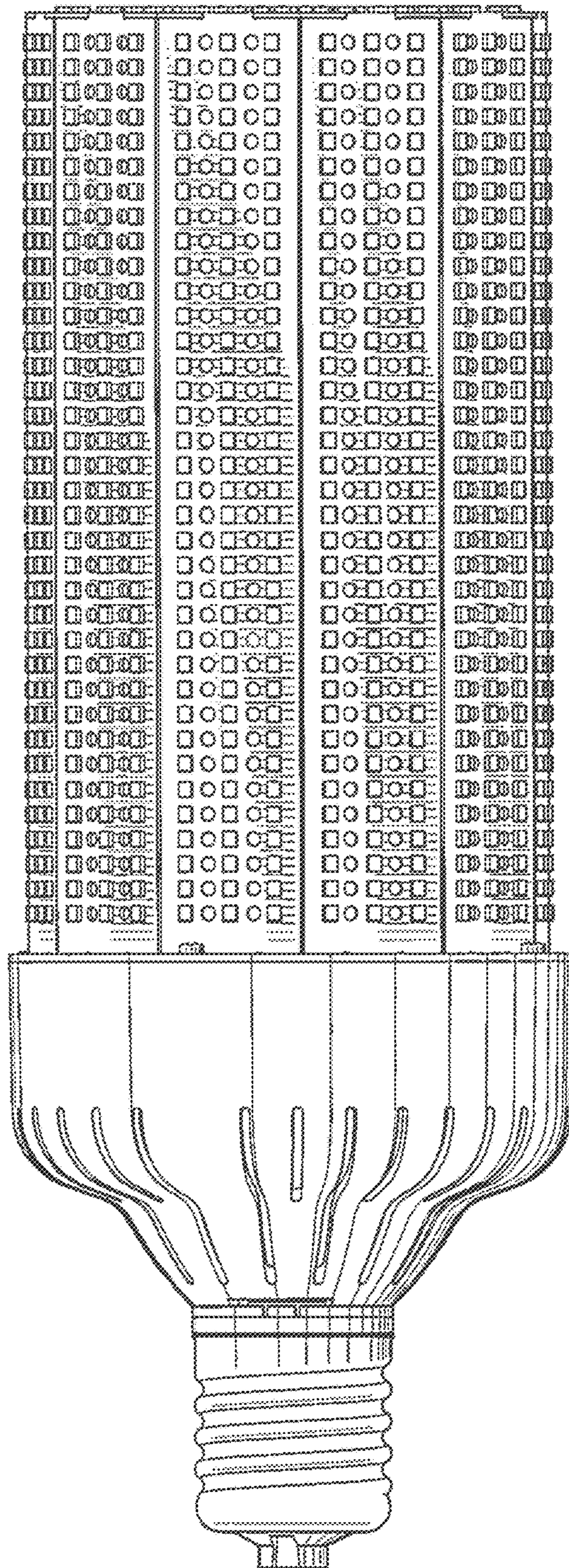


FIG. 3

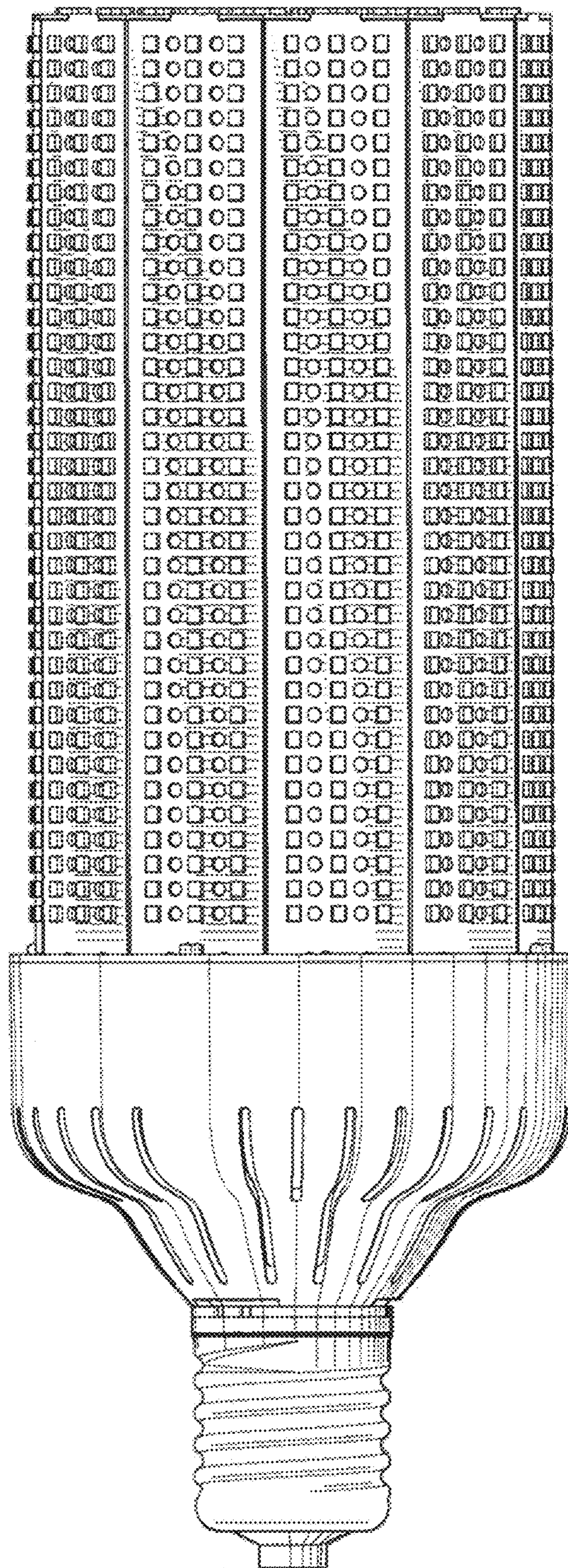


FIG. 4

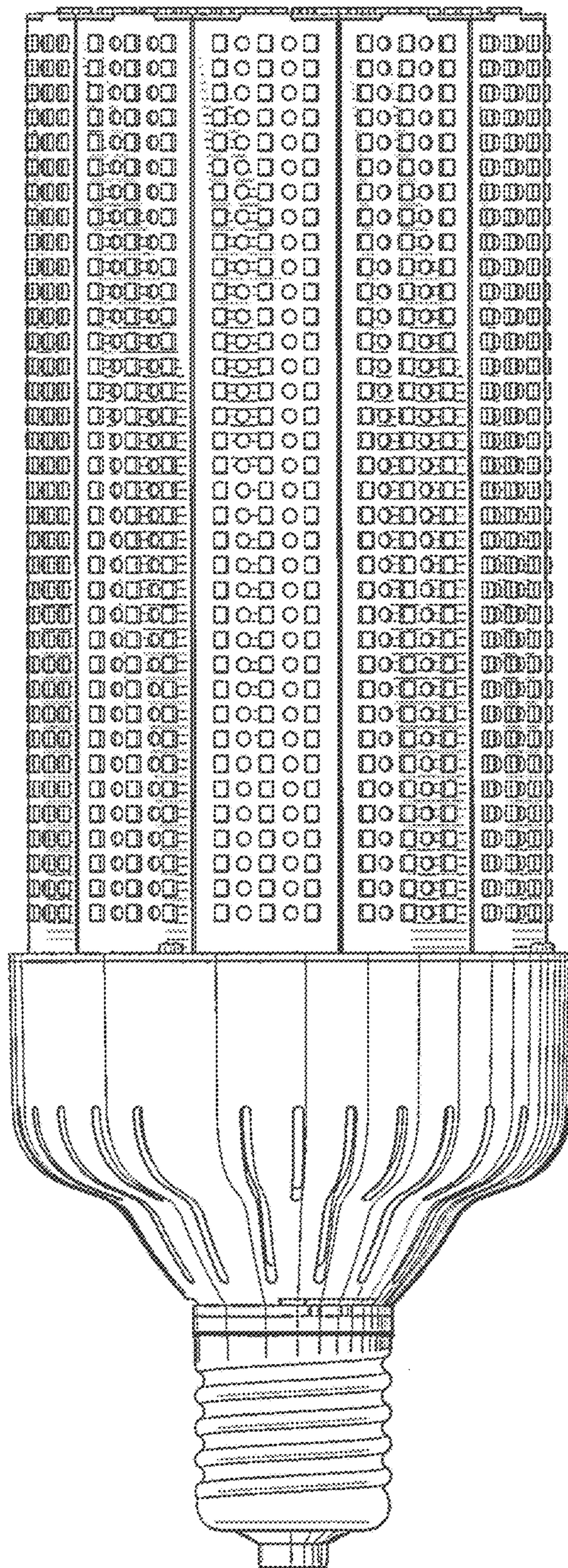


FIG. 5

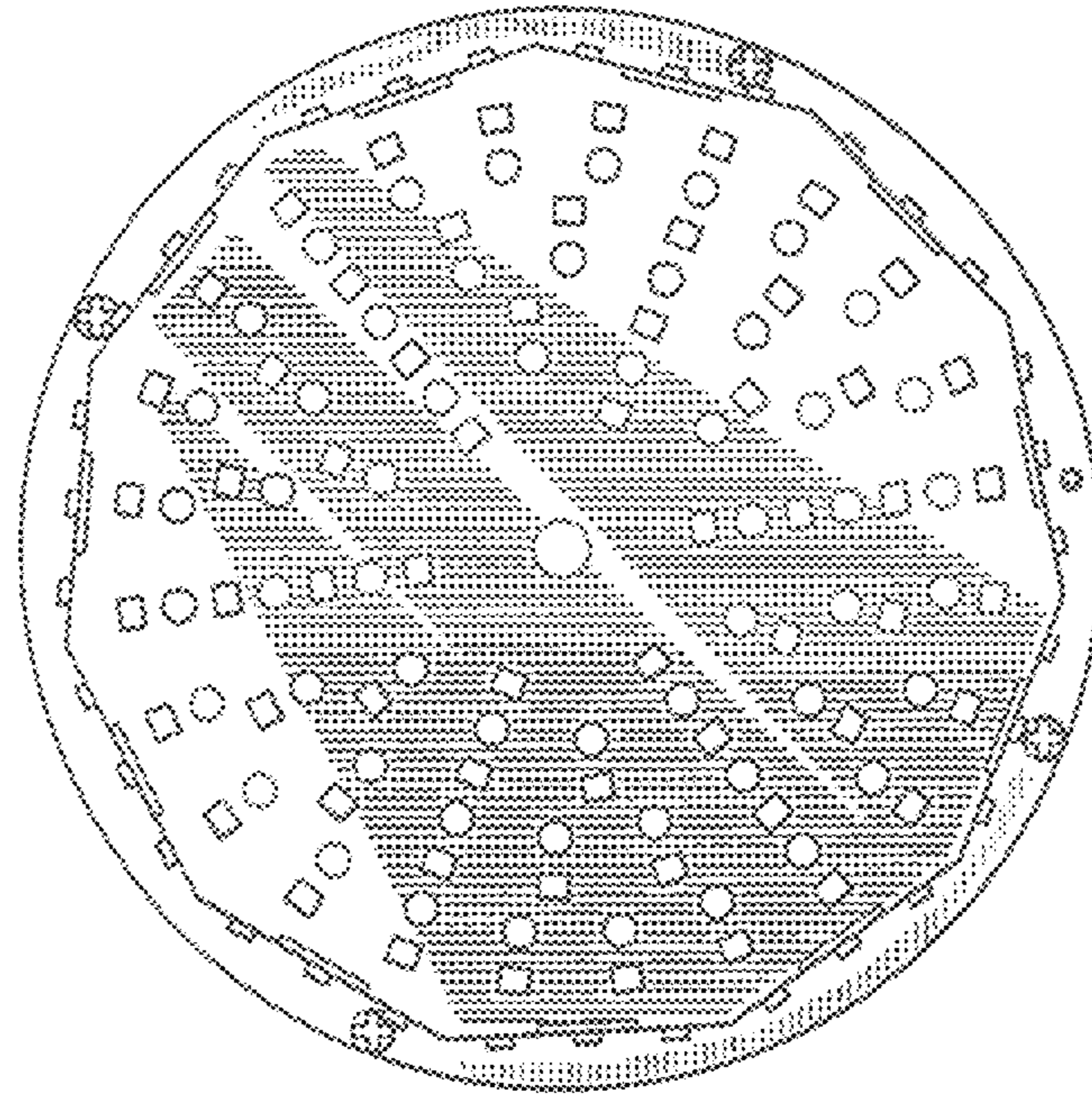


FIG. 6

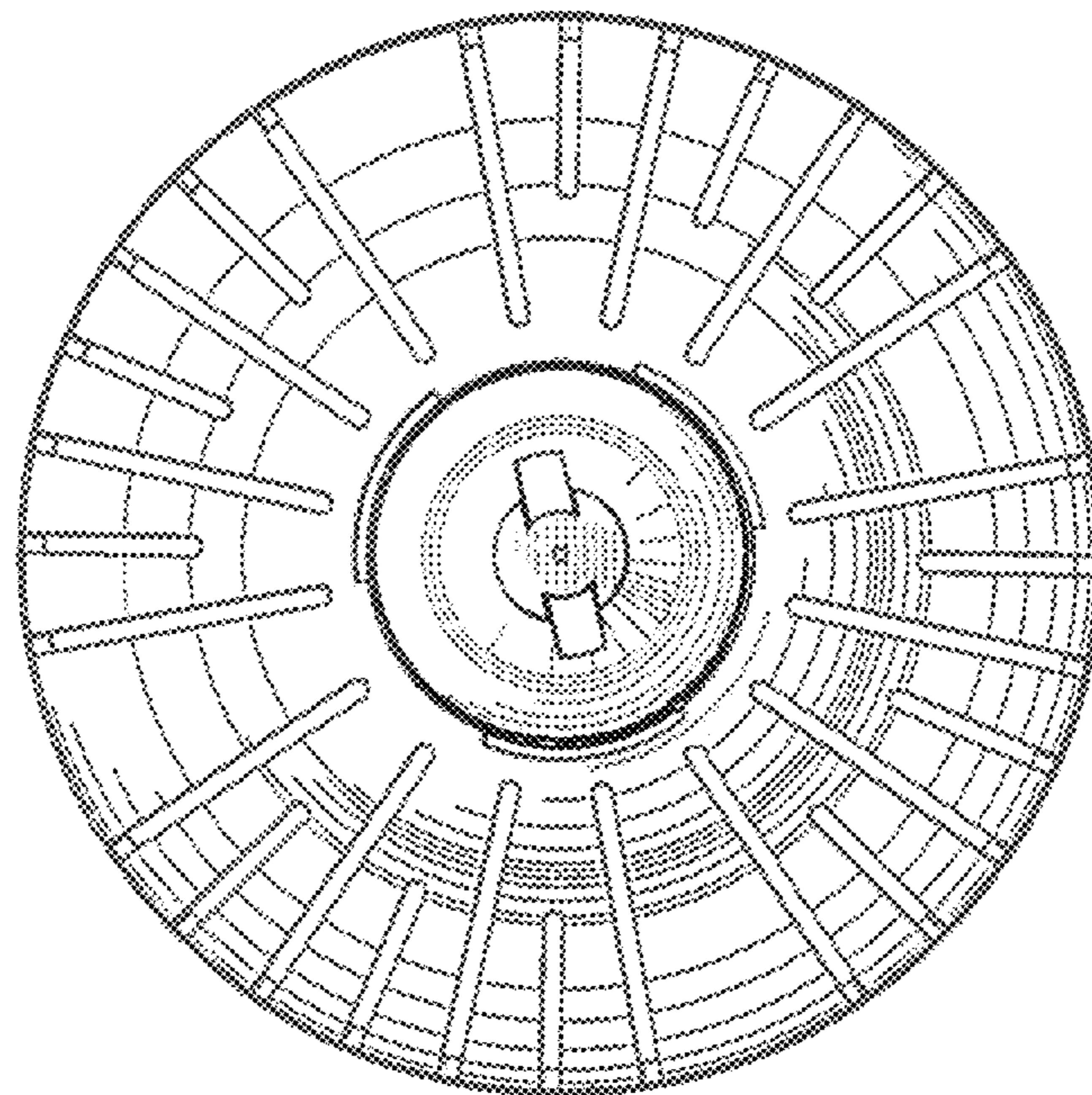


FIG. 7