



US00D819830S

(12) **United States Design Patent**
Urban et al.

(10) **Patent No.:** **US D819,830 S**
(45) **Date of Patent:** **** Jun. 5, 2018**

(54) **TOILET CUBICLE**
(71) Applicants: **Karsten Urban**, Wadersloh (DE);
Guido Franzke, Sassenberg (DE)
(72) Inventors: **Karsten Urban**, Wadersloh (DE);
Guido Franzke, Sassenberg (DE)
(**) Term: **15 Years**
(21) Appl. No.: **29/575,861**
(22) Filed: **Aug. 30, 2016**

D354,117 S * 1/1995 Nations D23/283
D354,142 S * 1/1995 McNamara D25/16
D360,471 S * 7/1995 Tagg D25/16
D384,751 S * 10/1997 Tagg D25/1
5,682,622 A * 11/1997 Tagg E04H 1/1216
4/449
D419,605 S * 1/2000 Thomas D25/16
D541,945 S * 5/2007 Duck D25/16
2003/0208838 A1 * 11/2003 Mason E04H 1/1216
4/449
2009/0235445 A1 * 9/2009 Goldstein E04H 1/1216
4/462
2014/0143945 A1 * 5/2014 Chen E04H 1/1216
4/321
2017/0107730 A1 * 4/2017 Sansom, III E04H 1/1216

(30) **Foreign Application Priority Data**
Mar. 4, 2016 (DE) 40 2016 100 250
(51) **LOC (11) Cl.** **25-03**
(52) **U.S. Cl.**
USPC **D25/16**
(58) **Field of Classification Search**
USPC D25/1, 3, 4, 5, 6, 14, 15, 17, 18, 20, 24,
D25/26, 32-33, 35, 56, 57, 58; 52/79.1;
4/620; D23/283, 299; D24/210; D34/1,
D34/7
CPC E04H 1/00-1/1277; E04H 15/44
See application file for complete search history.

* cited by examiner
Primary Examiner — Susan Bennett Hattan
Assistant Examiner — Brett Miller
(74) *Attorney, Agent, or Firm* — Abelman, Frayne &
Schwab

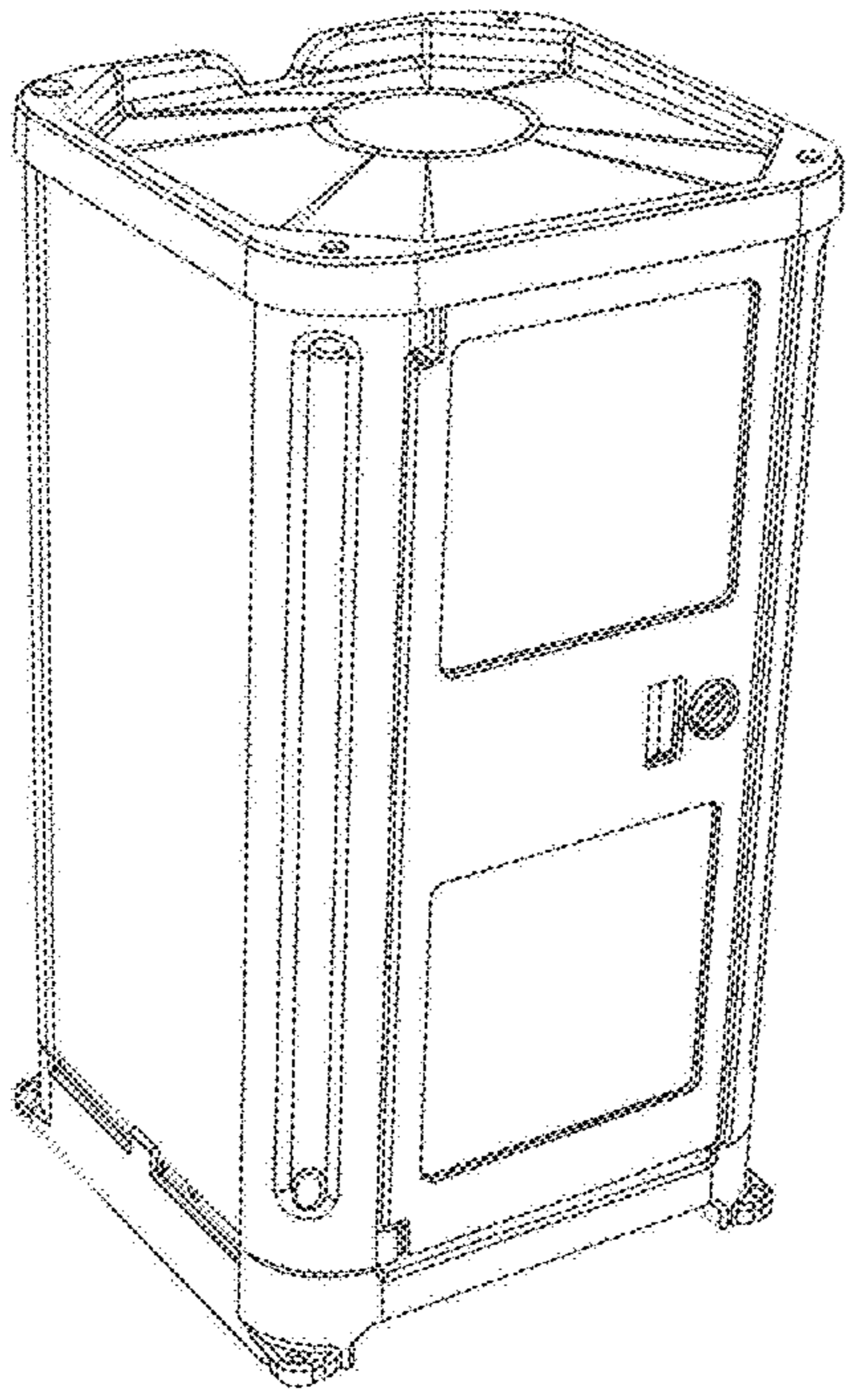
(56) **References Cited**
U.S. PATENT DOCUMENTS
D289,686 S * 5/1987 Springer, Jr. D24/210
5,123,720 A * 6/1992 Blomster B67D 3/00
312/228
D338,758 S * 8/1993 Sexton D34/1
D349,578 S * 8/1994 Tagg D25/16

(57) **CLAIM**
The ornamental design for a toilet cubicle, as shown and
described.

DESCRIPTION

FIG. 1 a left-side frontal perspective view of a toilet cubicle
according to our design;
FIG. 2 a side frontal view of the toilet cubicle shown in FIG.
1;
FIG. 3 a front view of the toilet cubicle shown in FIG. 1;
FIG. 4 a left-side view of the toilet cubicle shown in FIG. 1,
the right-side view being the same; and,
FIG. 5 a rear view of the toilet cubicle shown in FIG. 1.

1 Claim, 5 Drawing Sheets



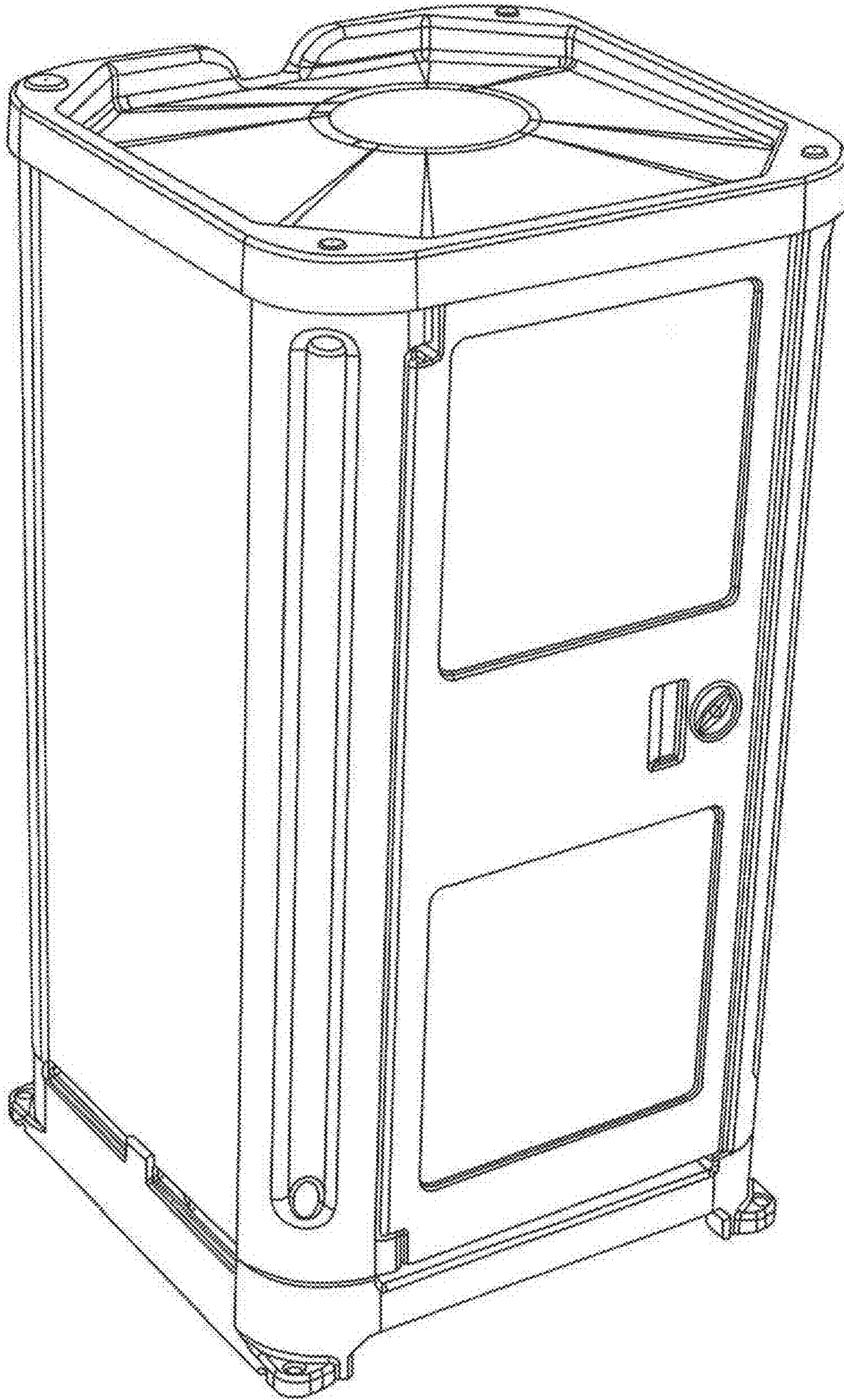


FIG. 1




FIG. 2

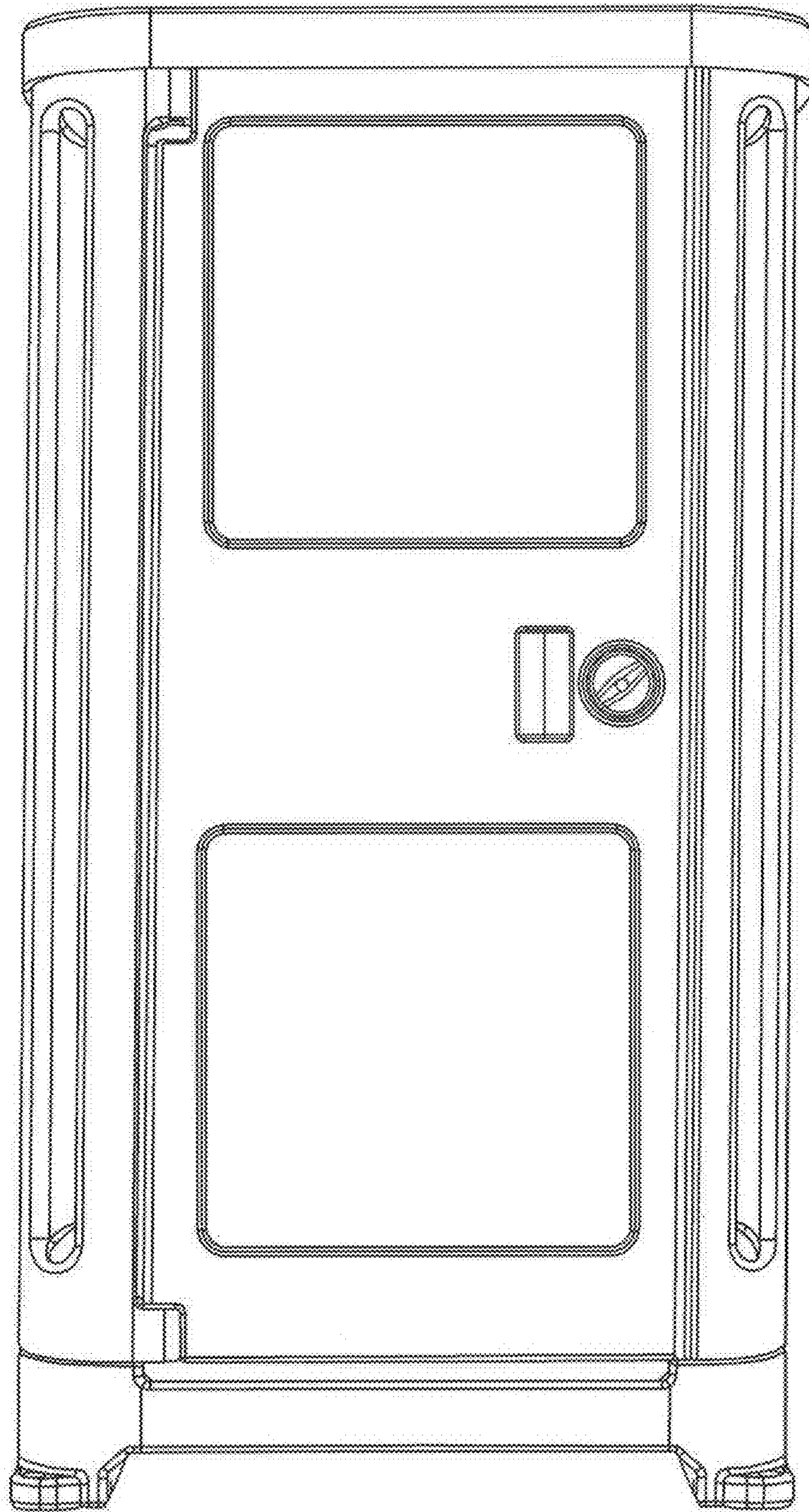


FIG. 3

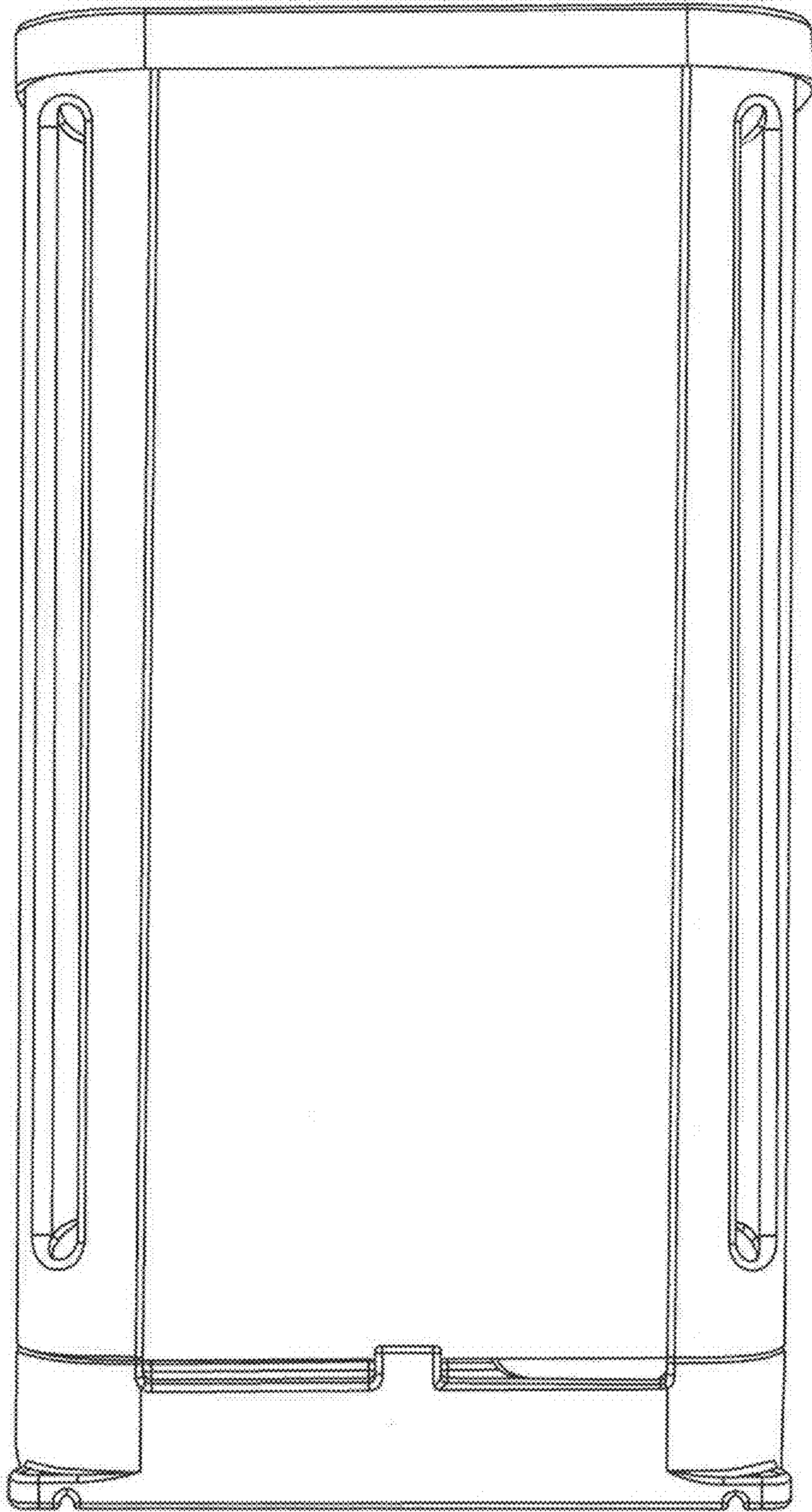


FIG. 4

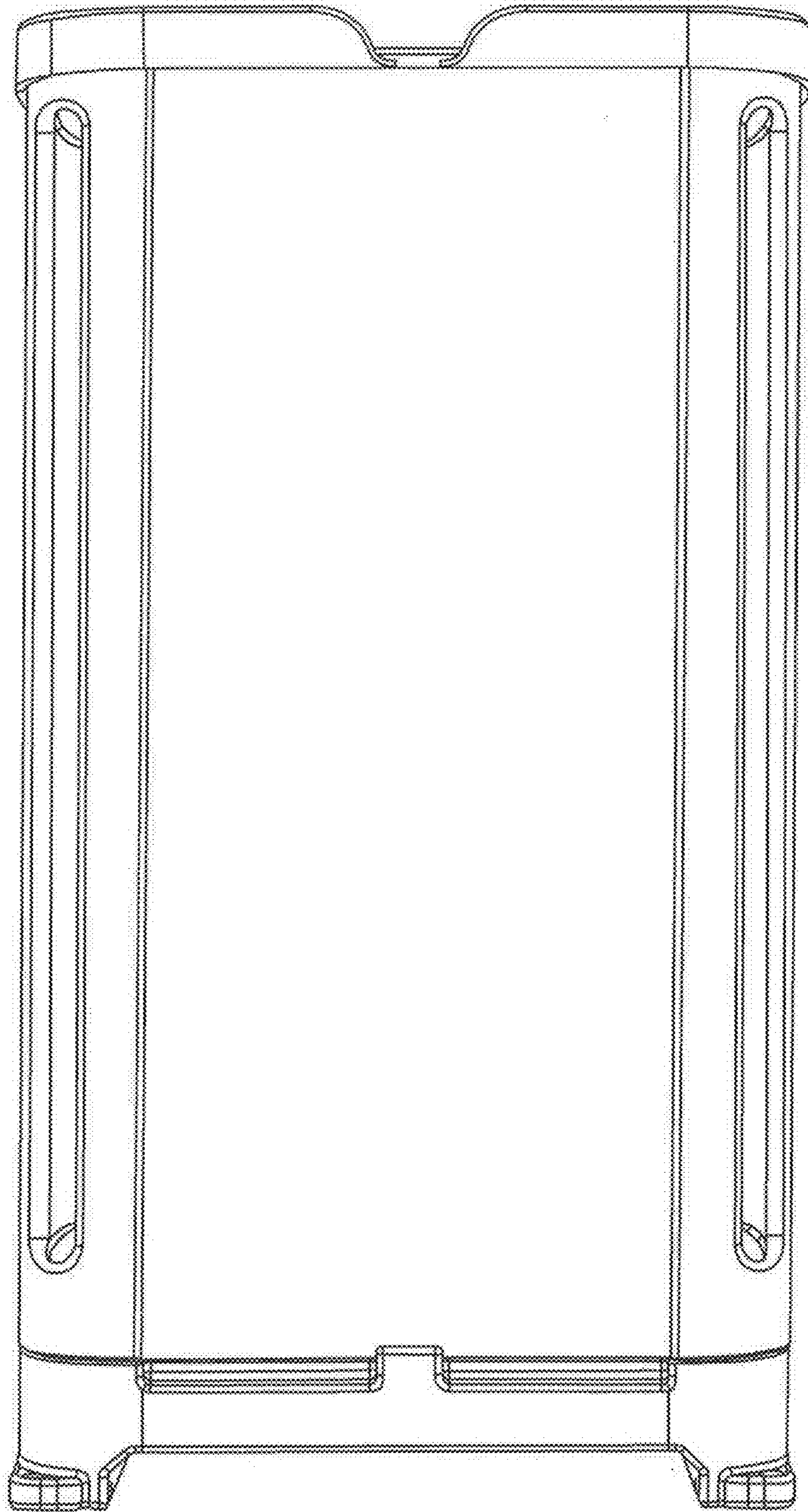


FIG. 5