



US00D819824S

(12) **United States Design Patent**
Moehlenbrock

(10) **Patent No.:** **US D819,824 S**

(45) **Date of Patent:** **** Jun. 5, 2018**

- (54) **THERAPEUTIC DEVICE**
- (71) Applicant: **Rebecca Moehlenbrock**, Moorhead, MN (US)
- (72) Inventor: **Rebecca Moehlenbrock**, Moorhead, MN (US)
- (**) Term: **15 Years**
- (21) Appl. No.: **29/564,294**
- (22) Filed: **May 12, 2016**
- (51) **LOC (11) Cl.** **28-03**
- (52) **U.S. Cl.**
USPC **D24/211**
- (58) **Field of Classification Search**
USPC D24/200, 211, 212, 213, 214, 215;
601/19, 22, 27-32, 46, 52, 99, 112, 113,
601/118, 125, 143, DIG. 12, DIG. 14,
601/DIG. 15, DIG. 16, DIG. 17; D8/367,
D8/368, 369, 370
CPC A61H 1/0266; A61H 2015/0007; A61H
2015/0014; A61H 2015/0042; A61H
2015/0035; A61H 15/00; A61H 7/003;
A61H 7/005; A61H 7/00; A61H
2001/027; A61H 11/00; A61H 19/00;
A61H 19/30; A61H 19/32; A61H 19/34;
A61H 19/40; A61H 19/44; A61H 19/50;
A61H 21/00
See application file for complete search history.

- 3,356,367 A * 12/1967 Tewksbury A63B 23/0458
280/228
- 3,636,946 A * 1/1972 Hardy A61H 15/00
482/123
- 4,126,129 A * 11/1978 Rainbow A61H 1/00
601/134
- 4,196,722 A * 4/1980 Vanderwoude A61H 23/06
601/107
- D283,052 S * 3/1986 Eugster D24/212
- 4,801,140 A * 1/1989 Bergeron A63B 21/0004
280/87.01
- 5,096,188 A * 3/1992 Shen A61H 7/001
482/51
- 5,190,033 A 3/1993 Johnson
- D363,554 S * 10/1995 Psaros D24/200
- 5,478,312 A * 12/1995 Weissbuch A63B 21/0084
482/111

(Continued)

OTHER PUBLICATIONS

Half massage ball/ foot massage ball/balance ball. Product Listing [online]. MB-customized, 2016. [retrieved on Mar. 15, 2016]. Retrieved from the internet: http://merrybody.en.alibaba.com/product/438698268-213770824/half_message_ball_foot_masage_ball_balance_ball.html.

Primary Examiner — Sandra Snapp

(57) **CLAIM**

The ornamental design for a therapeutic device, as shown and described.

DESCRIPTION

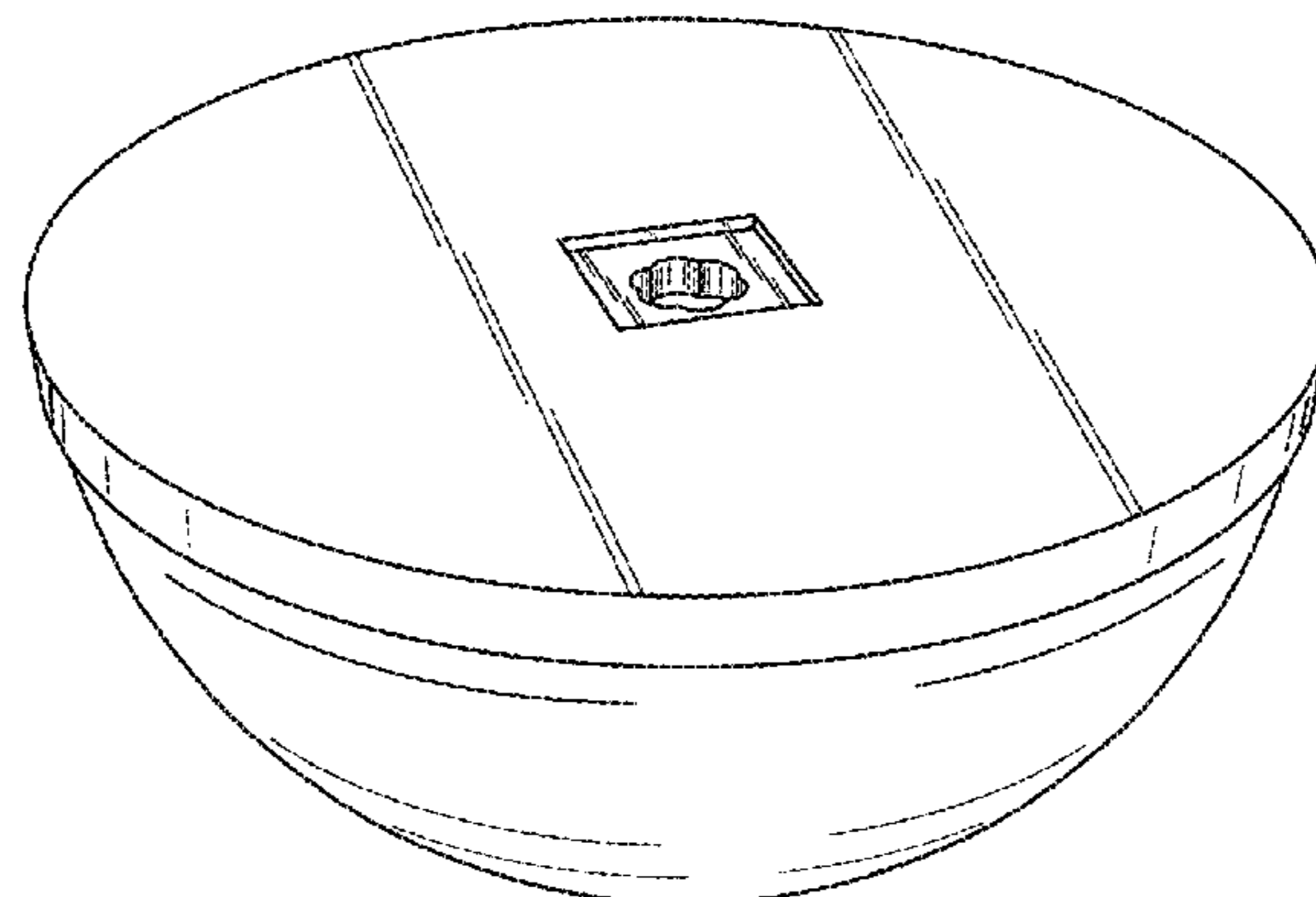
FIG. 1 is a perspective top view of a therapeutic device, showing my new design;
FIG. 2 is a perspective bottom view thereof;
FIG. 3 is a front side elevation view, with the rear side elevation view, right side elevation view, and left side elevation view being a mirror image thereof;
FIG. 4 a top side view thereof; and,
FIG. 5 is a bottom side view thereof.

1 Claim, 5 Drawing Sheets

(56) **References Cited**

U.S. PATENT DOCUMENTS

- 740,847 A 10/1903 Glebsatel
- 793,101 A * 6/1905 Schmidt A61H 7/007
482/108
- 1,981,379 A * 11/1934 Thomson A63B 23/10
482/51
- 2,521,530 A * 9/1950 McGuffage A47G 9/10
128/DIG. 20
- 2,991,589 A * 7/1961 Ayala A63H 5/00
124/41.1



(56)

References Cited

U.S. PATENT DOCUMENTS

5,643,164 A * 7/1997 Teff A63B 22/16
482/146
6,093,159 A * 7/2000 Racoosin A61H 15/0092
601/118
6,228,001 B1 * 5/2001 Johnson A63B 21/028
482/44
6,575,885 B1 * 6/2003 Weck A63B 21/0004
482/146
6,740,008 B1 * 5/2004 Ho A63B 21/0004
482/123
D496,110 S * 9/2004 Kim D24/211
D507,311 S * 7/2005 Butler D21/686
7,010,935 B2 3/2006 Citrynell et al.
D546,907 S * 7/2007 Dykgraaf D21/662
7,291,164 B2 11/2007 Peterman et al.
7,485,102 B2 * 2/2009 Zake A61H 15/00
601/134
D596,306 S * 7/2009 Levine D24/214
D687,958 S * 8/2013 Turner D24/215
D697,630 S * 1/2014 Turner D24/215
D698,035 S * 1/2014 Turner D24/215

8,932,322 B2 * 1/2015 Reynolds A61H 23/02
606/201
D735,822 S * 8/2015 Weck D21/686
D806,889 S * 1/2018 Holland D24/211
2003/0125174 A1 * 7/2003 Lin A63B 21/154
482/148
2005/0049532 A1 * 3/2005 Lee A61H 15/00
601/118
2007/0249975 A1 * 10/2007 Pan A61H 15/0092
601/118
2012/0165910 A1 6/2012 Choucair et al.
2013/0123676 A1 * 5/2013 Fallstich A61H 11/00
601/118
2013/0239435 A1 9/2013 McDowell
2013/0324382 A1 * 12/2013 Wilson A61H 7/007
482/142
2014/0128786 A1 * 5/2014 Ross A61H 15/0092
601/118
2015/0005683 A1 1/2015 Balducci
2015/0223970 A1 * 8/2015 Holland A61F 7/10
601/19
2017/0231851 A1 * 8/2017 Faussett A61H 1/008
601/135

* cited by examiner

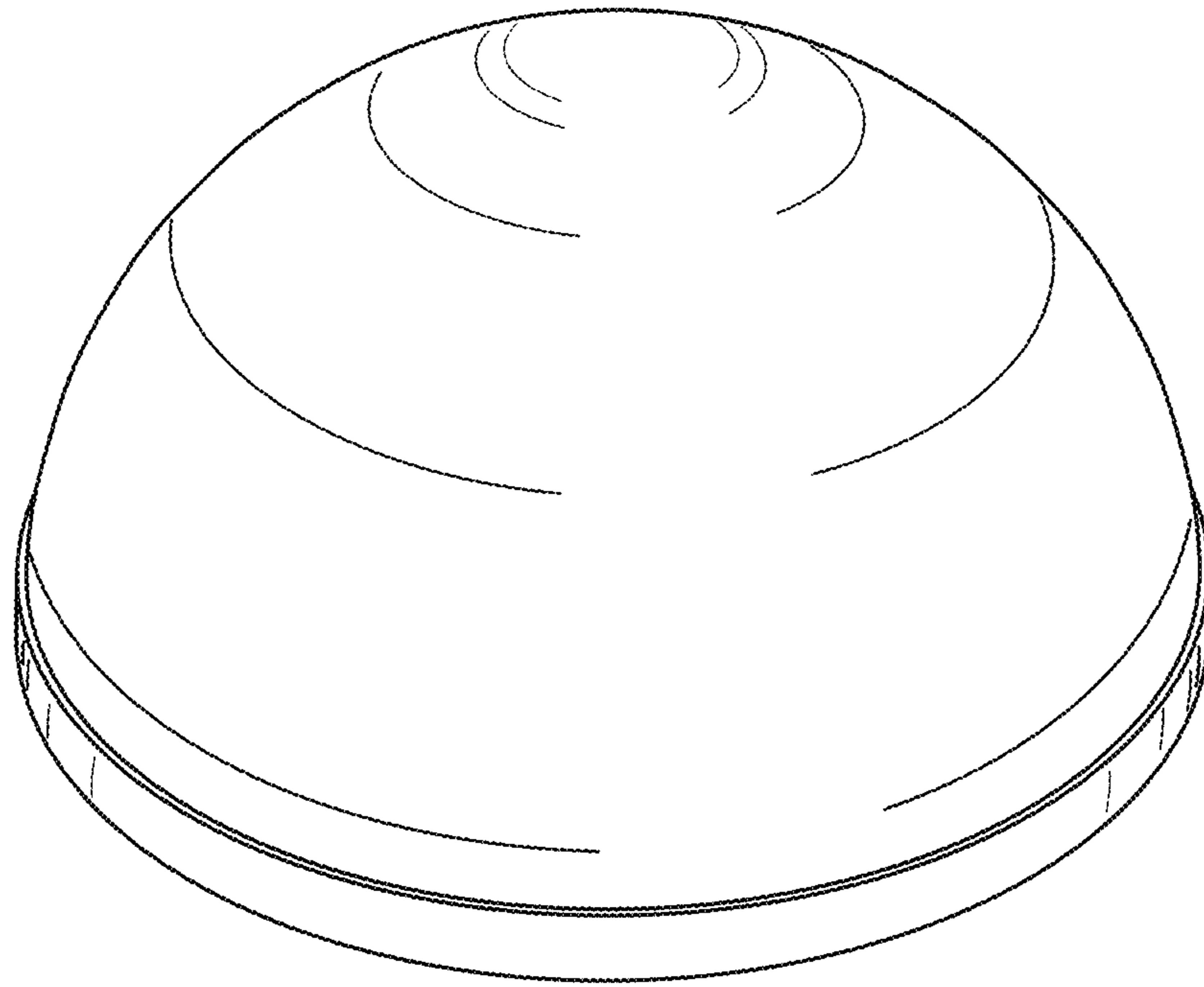


FIG. 1

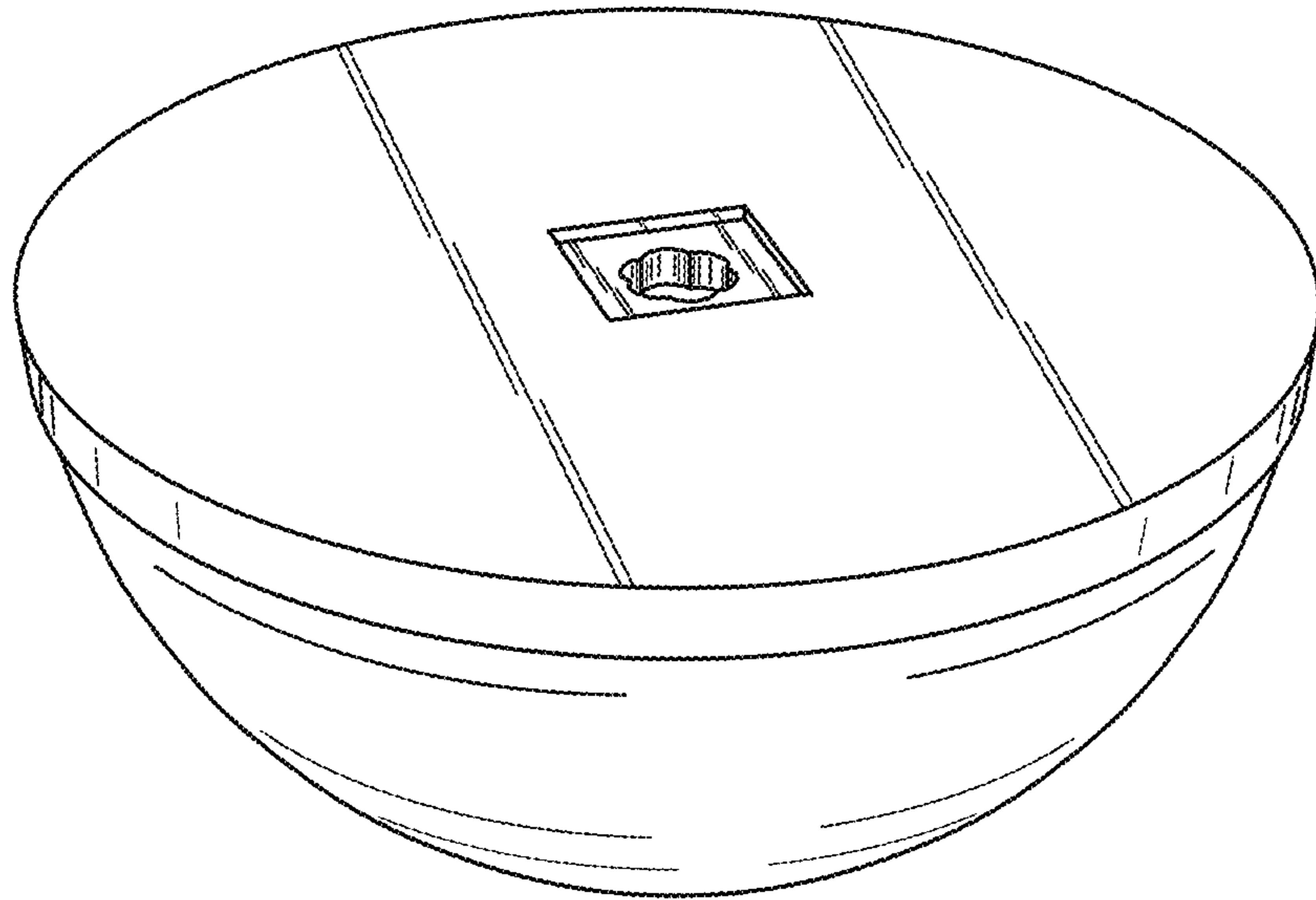


FIG. 2

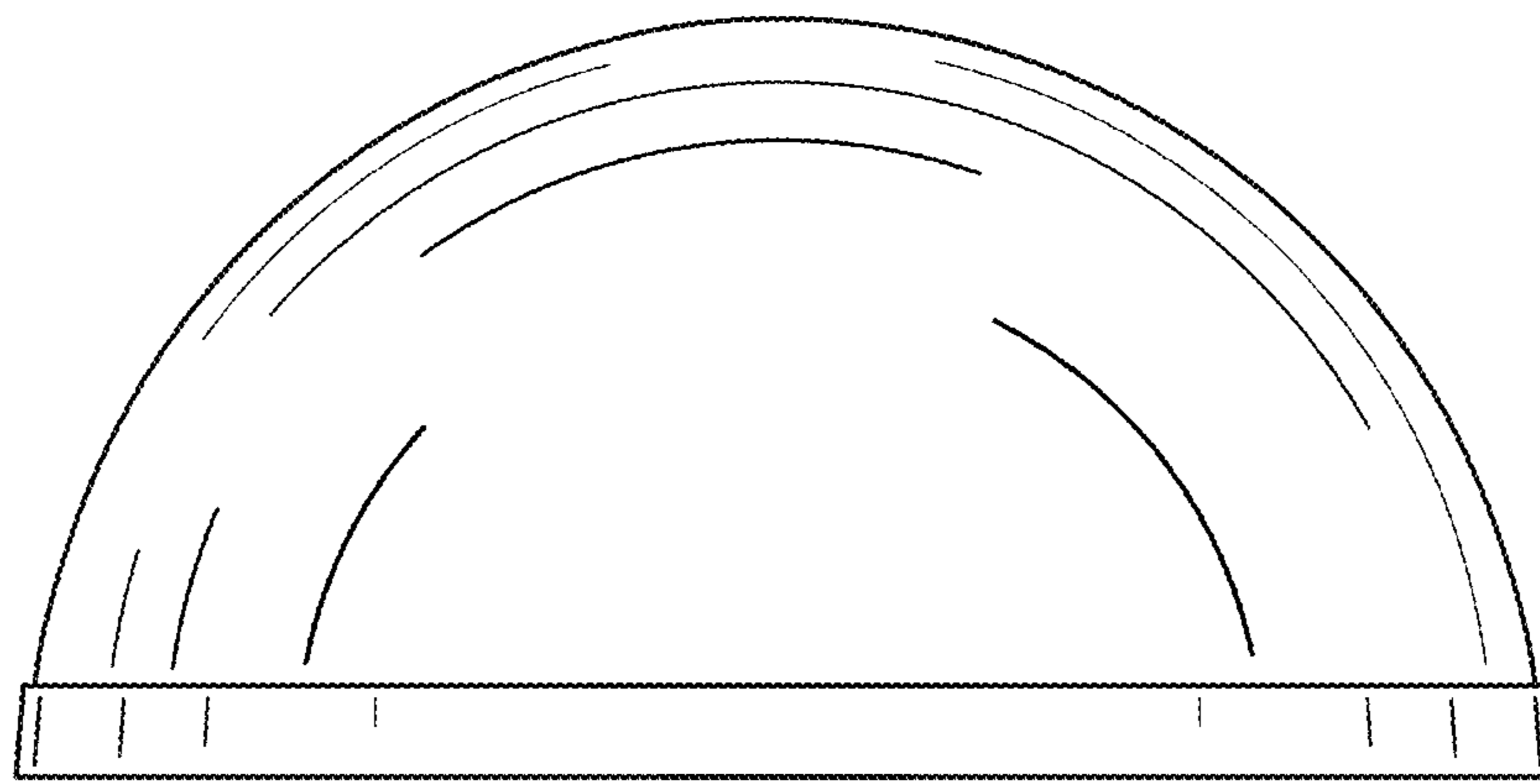


FIG. 3

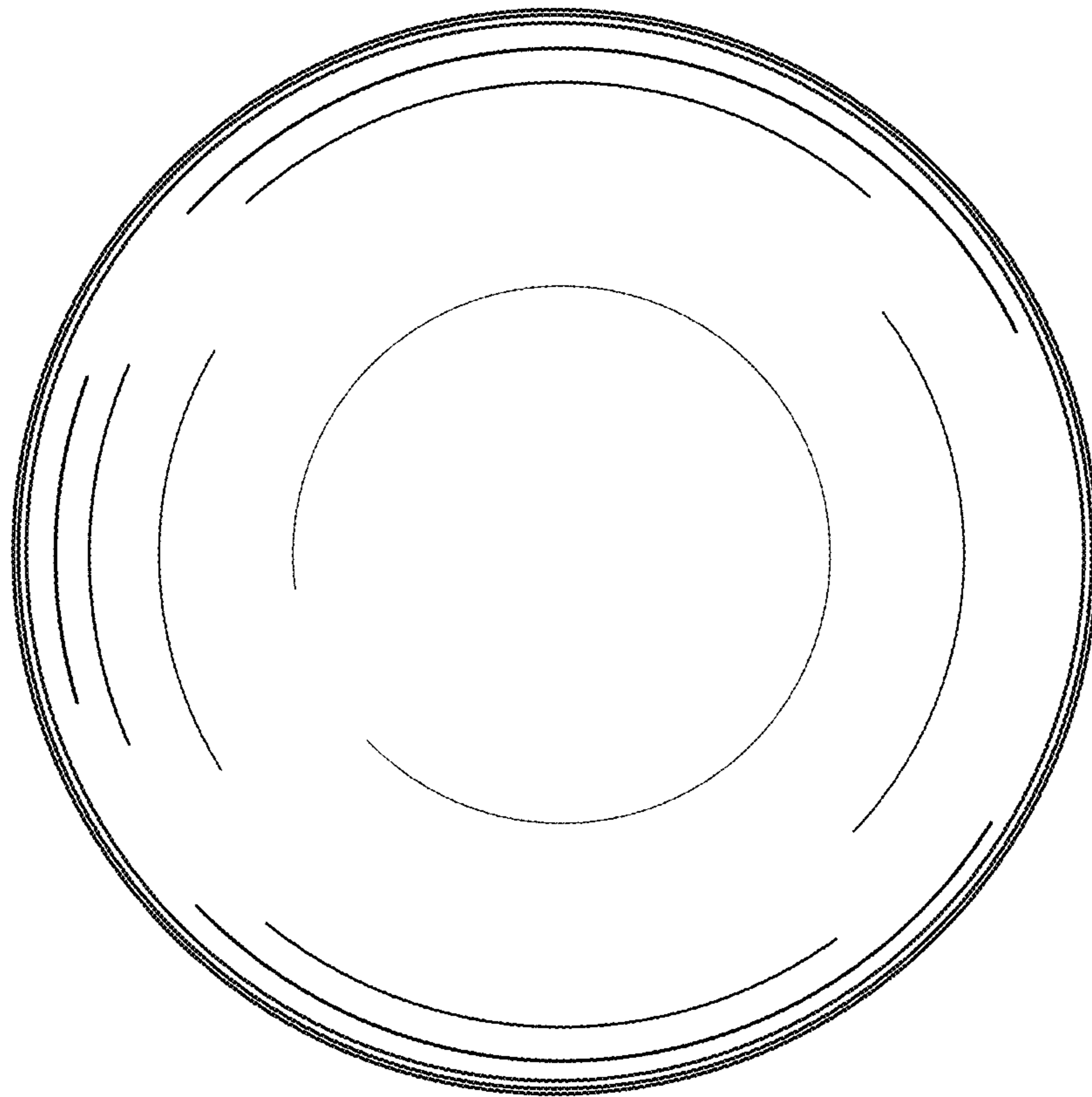


FIG. 4

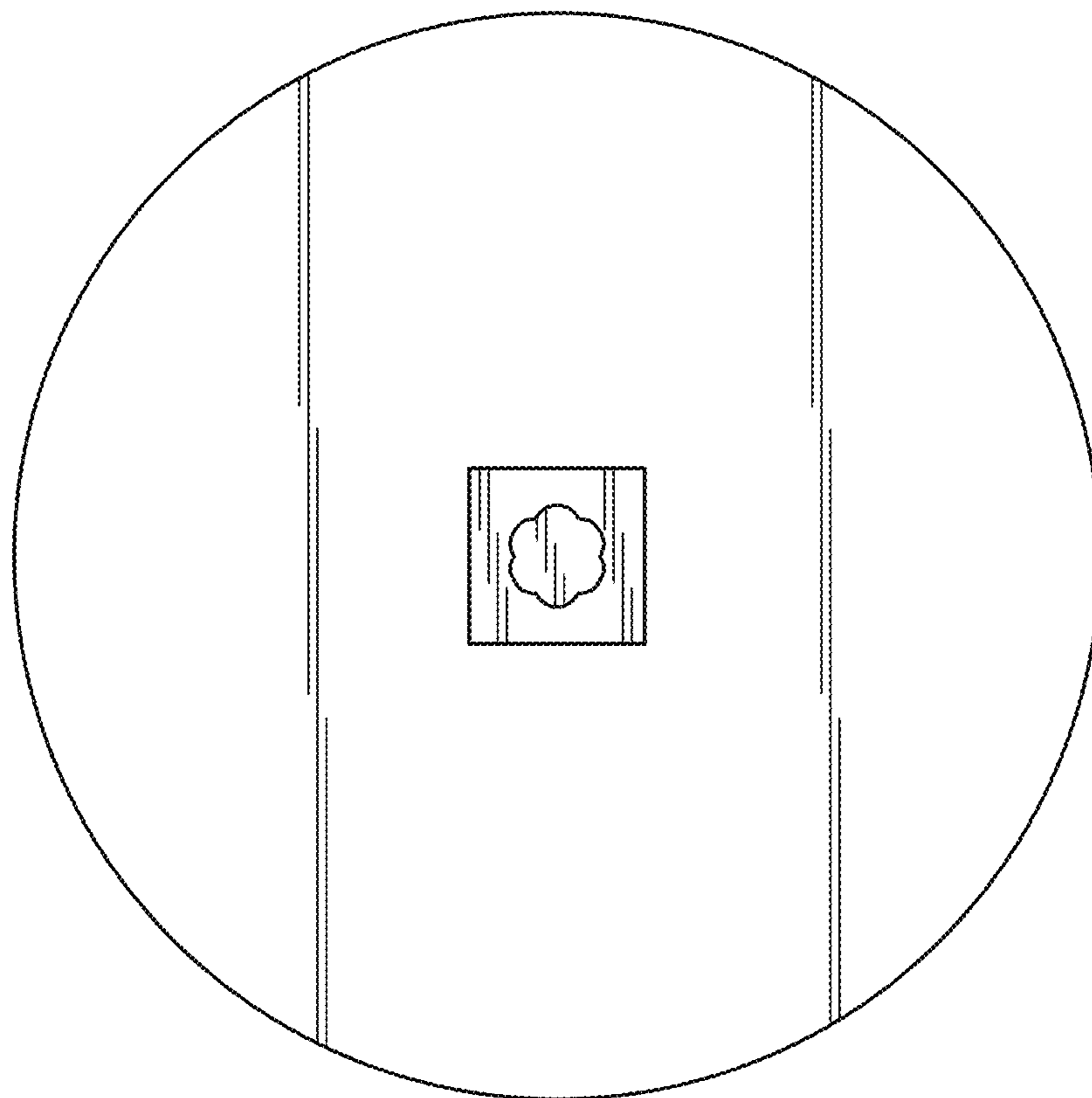


FIG. 5