



US00D819797S

(12) **United States Design Patent** (10) **Patent No.:** **US D819,797 S**
Mann (45) **Date of Patent:** **** Jun. 5, 2018**

(54) **AIR PURIFIER**

(71) Applicant: **Peter Allen Mann**, Austin, TX (US)

(72) Inventor: **Peter Allen Mann**, Austin, TX (US)

(**) Term: **15 Years**

(21) Appl. No.: **29/568,853**

(22) Filed: **Jun. 22, 2016**

Related U.S. Application Data

(63) Continuation of application No. 29/462,499, filed on Aug. 5, 2013, now Pat. No. Des. 760,883.

(51) **LOC (11) Cl.** **23-04**

(52) **U.S. Cl.**

USPC **D23/364**

(58) **Field of Classification Search**

USPC D23/314, 325, 329, 333, 334, 335, 342, D23/355, 356, 358, 359, 364, 386, 387, D23/388, 389, 390, 391; D14/214, 225, D14/235, 237, 240, 241, 255, 356, 362

CPC ... A61L 9/00; A61L 9/20; A61L 9/205; A61L 9/01; A61L 9/015; A61L 9/14; A61L 9/16; F24F 1/00; F24F 3/16; F24F 3/166; F24F 3/1603; F24F 3/14; F24F 3/12; F24F 7/00; B03C 1/00; B03C 3/32; B03C 3/15; B03C 3/155; B03C 3/16

See application file for complete search history.

(56) **References Cited**

U.S. PATENT DOCUMENTS

D164,670 S	10/1951	Churan et al.
D275,029 S	8/1984	Boldt et al.
D298,770 S	11/1988	DeMars
D440,644 S	4/2001	Potnis et al.
6,946,103 B1	9/2005	Spiegel
D537,512 S	2/2007	Nakajima

D542,289 S	5/2007	Diebel	
D549,308 S	8/2007	Chiu	
D557,783 S	12/2007	Yoo et al.	
D572,810 S	7/2008	Chiu	
D583,450 S	12/2008	Choi	
D587,926 S	3/2009	Federman	
D590,487 S	4/2009	Chen	
D599,345 S	9/2009	Ko et al.	
D601,687 S	* 10/2009	Chan	D23/364
D606,184 S	12/2009	Chiu	
D619,689 S	7/2010	Bartlett et al.	
D621,019 S	8/2010	Kim et al.	
D633,186 S	2/2011	Fan	
D651,300 S	12/2011	Xu et al.	
D669,473 S	* 10/2012	Gronau	D14/420
D690,803 S	10/2013	Koivisto et al.	
D692,542 S	10/2013	Robinet et al.	
D705,919 S	* 5/2014	Park	D23/364
D760,883 S	7/2016	Mann	

* cited by examiner

Primary Examiner — Melanie H Tung

Assistant Examiner — Bao-Yen T Nguyen

(74) *Attorney, Agent, or Firm* — Larson Newman, LLP

(57)

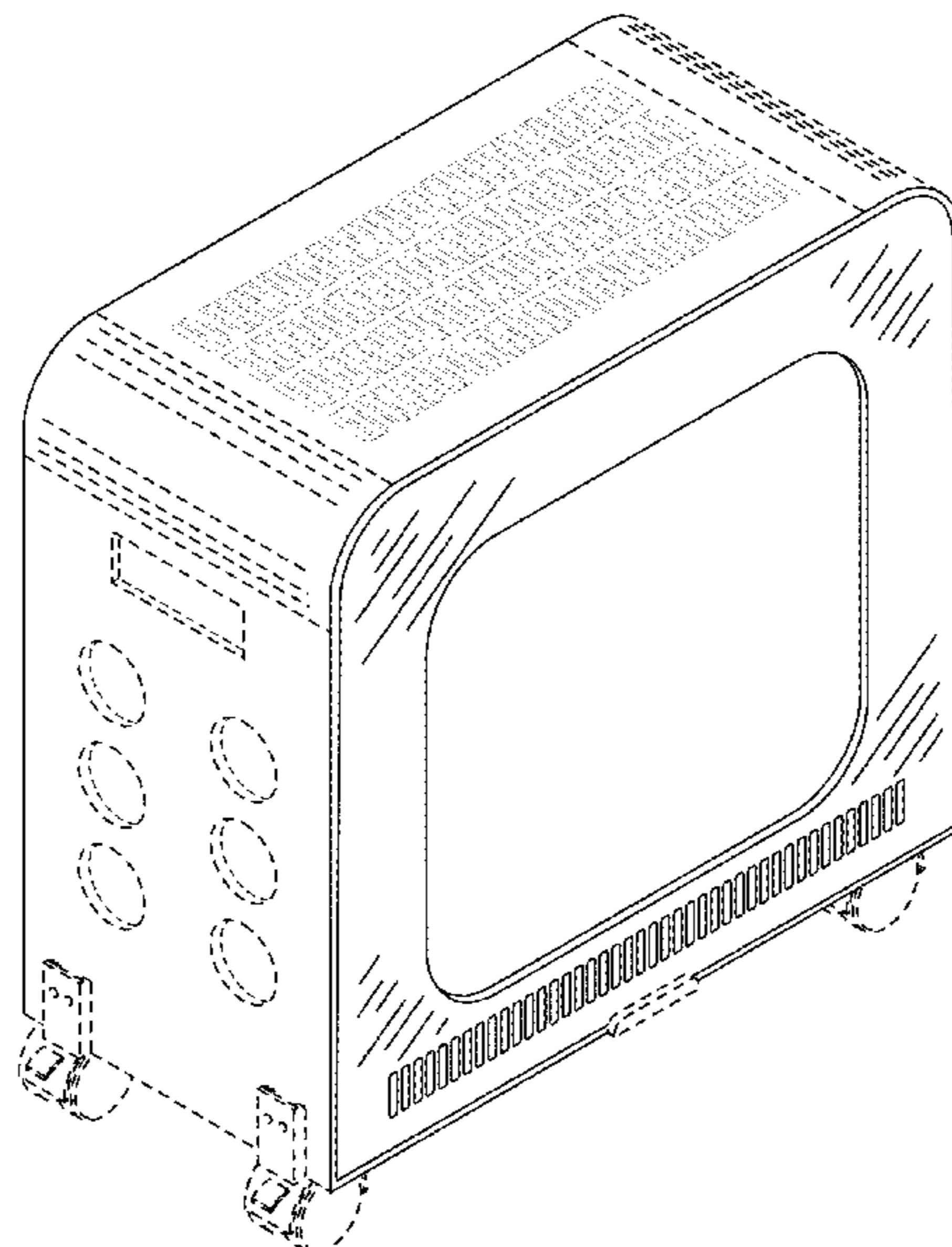
CLAIM

The ornamental design for an air purifier, as shown and described.

DESCRIPTION

FIG. 1 is a right side elevation view of the air purifier; FIG. 2 is a left side elevation view of the air purifier; FIG. 3 is a front end elevation view of the air purifier; FIG. 4 is a rear end elevation view of the air purifier; FIG. 5 is a top plan view of the air purifier; FIG. 6 is a bottom plan view of the air purifier; FIG. 7 is a right rear perspective view of the air purifier; and, FIG. 8 is a right front perspective view of the air purifier. The broken lines depict portions of the air purifier and form no part of the claimed design.

1 Claim, 5 Drawing Sheets



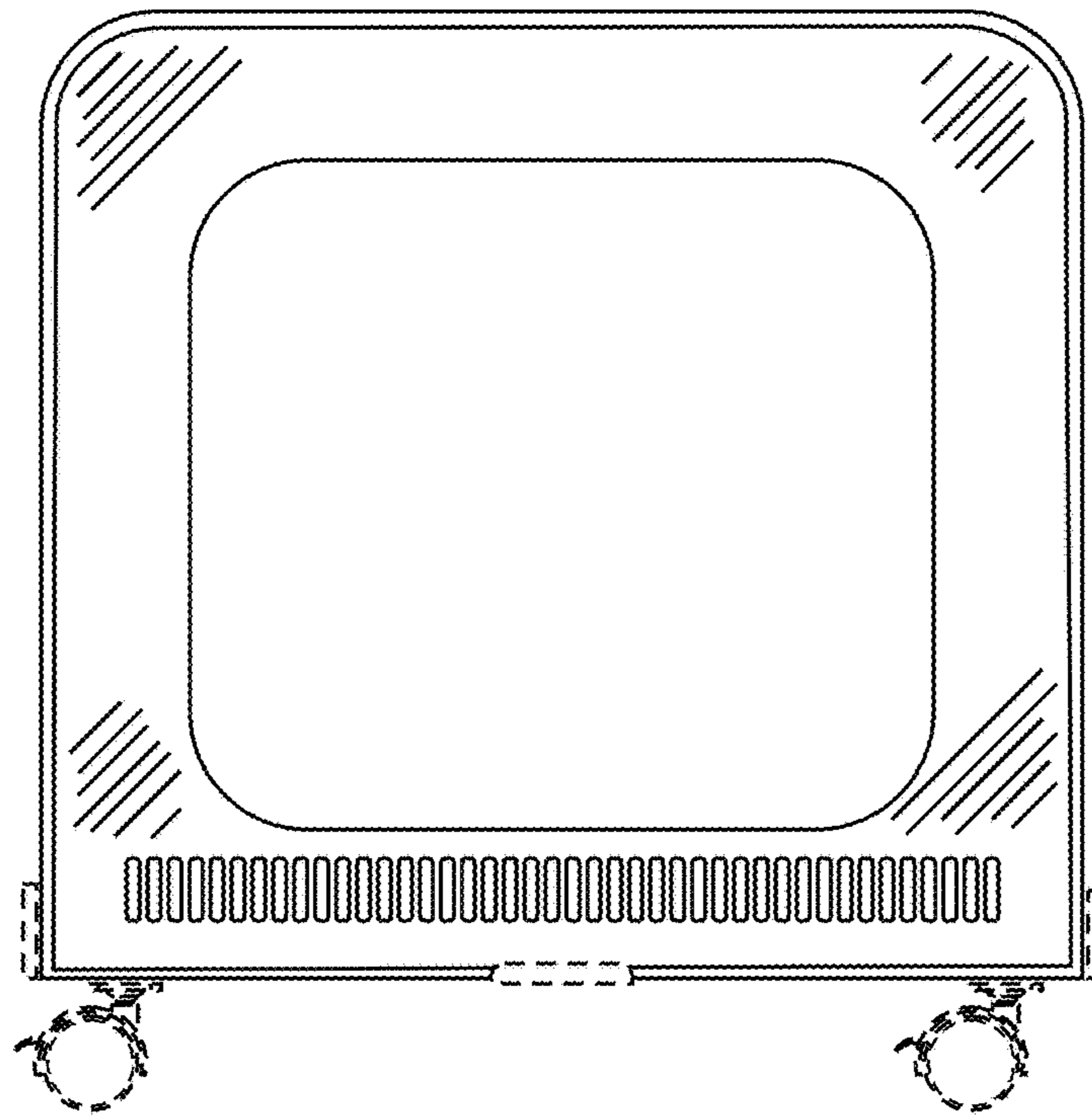


FIG. 1




FIG. 2

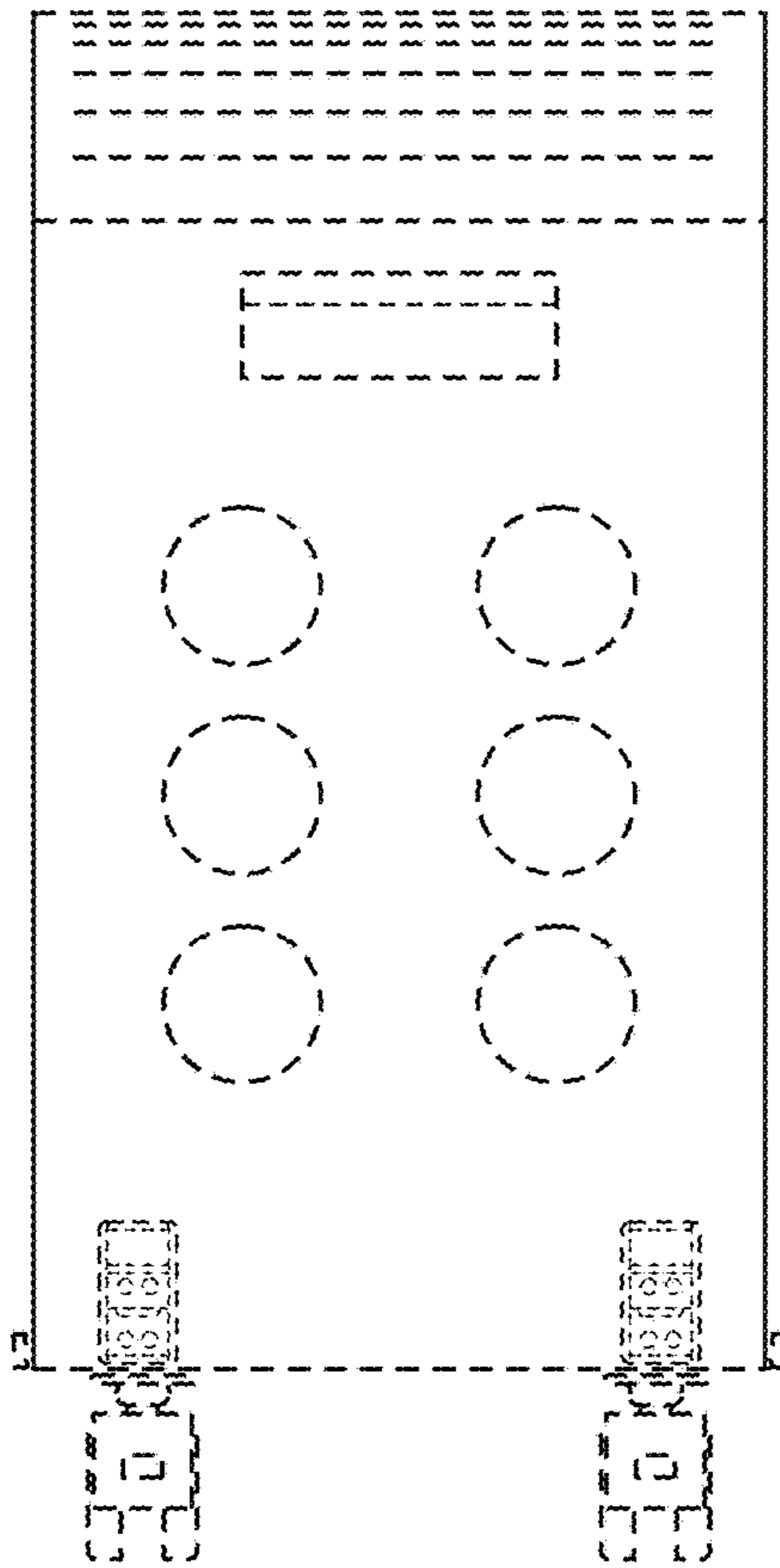


FIG. 3




FIG. 4

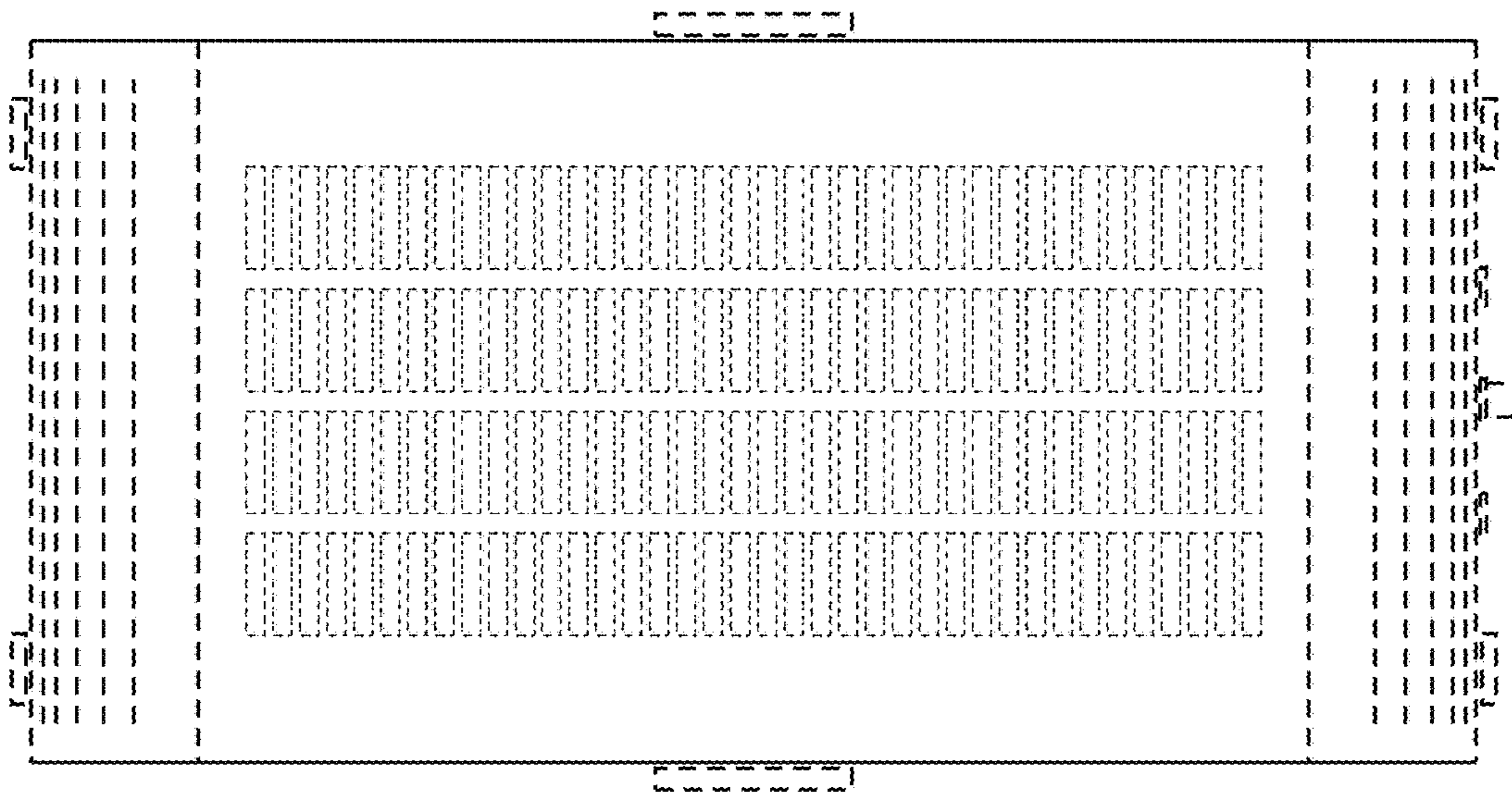


FIG. 5

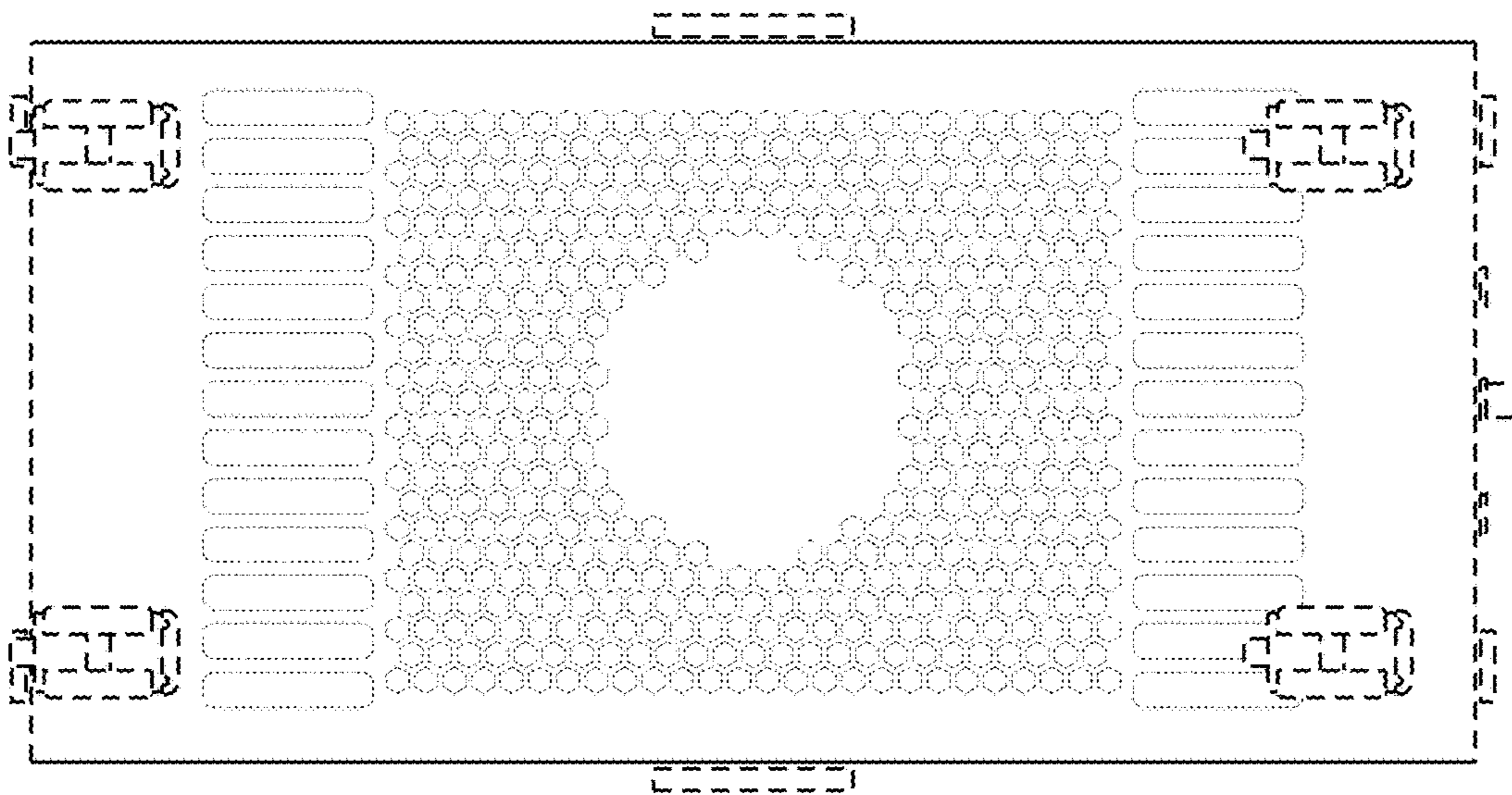


FIG. 6

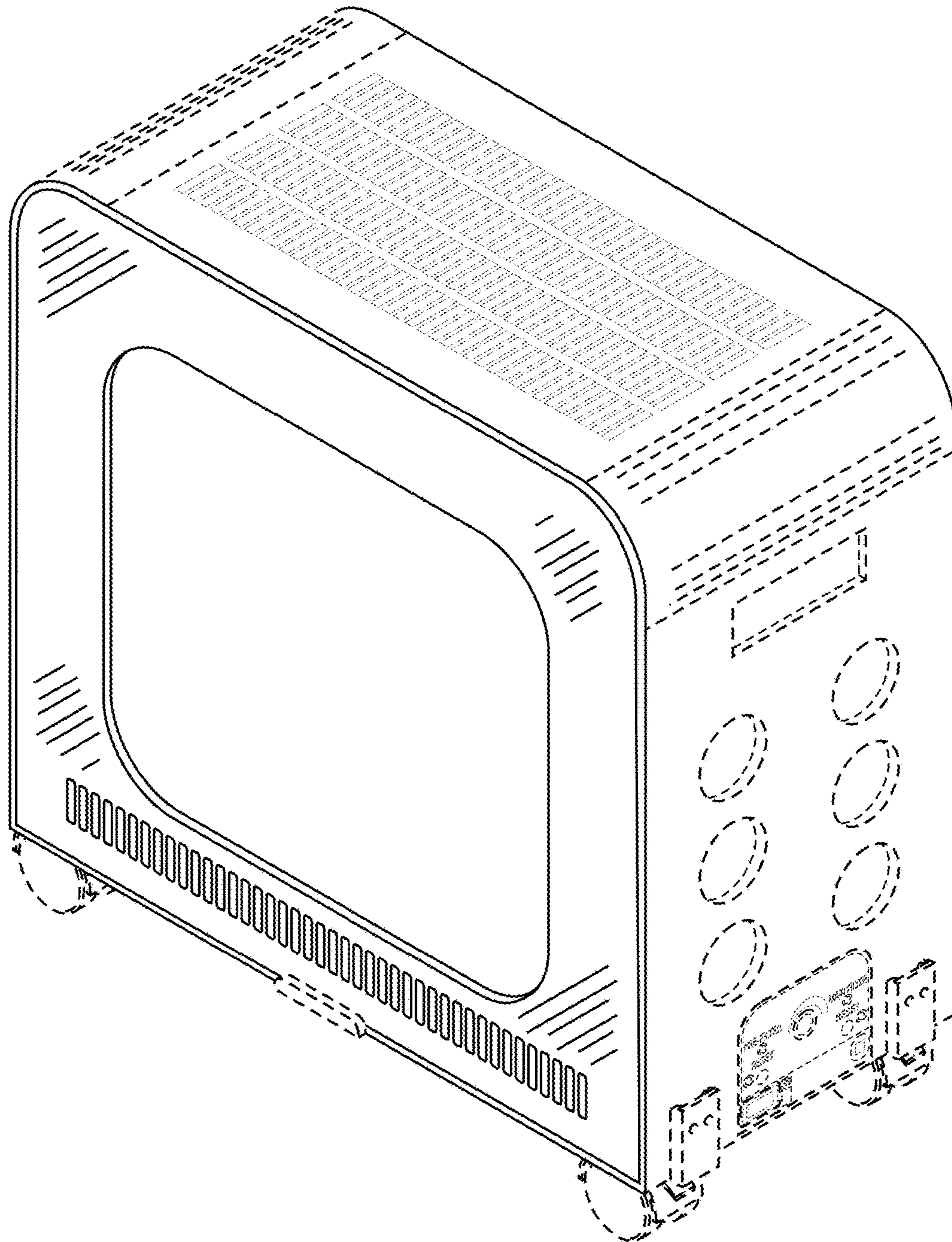


FIG. 7

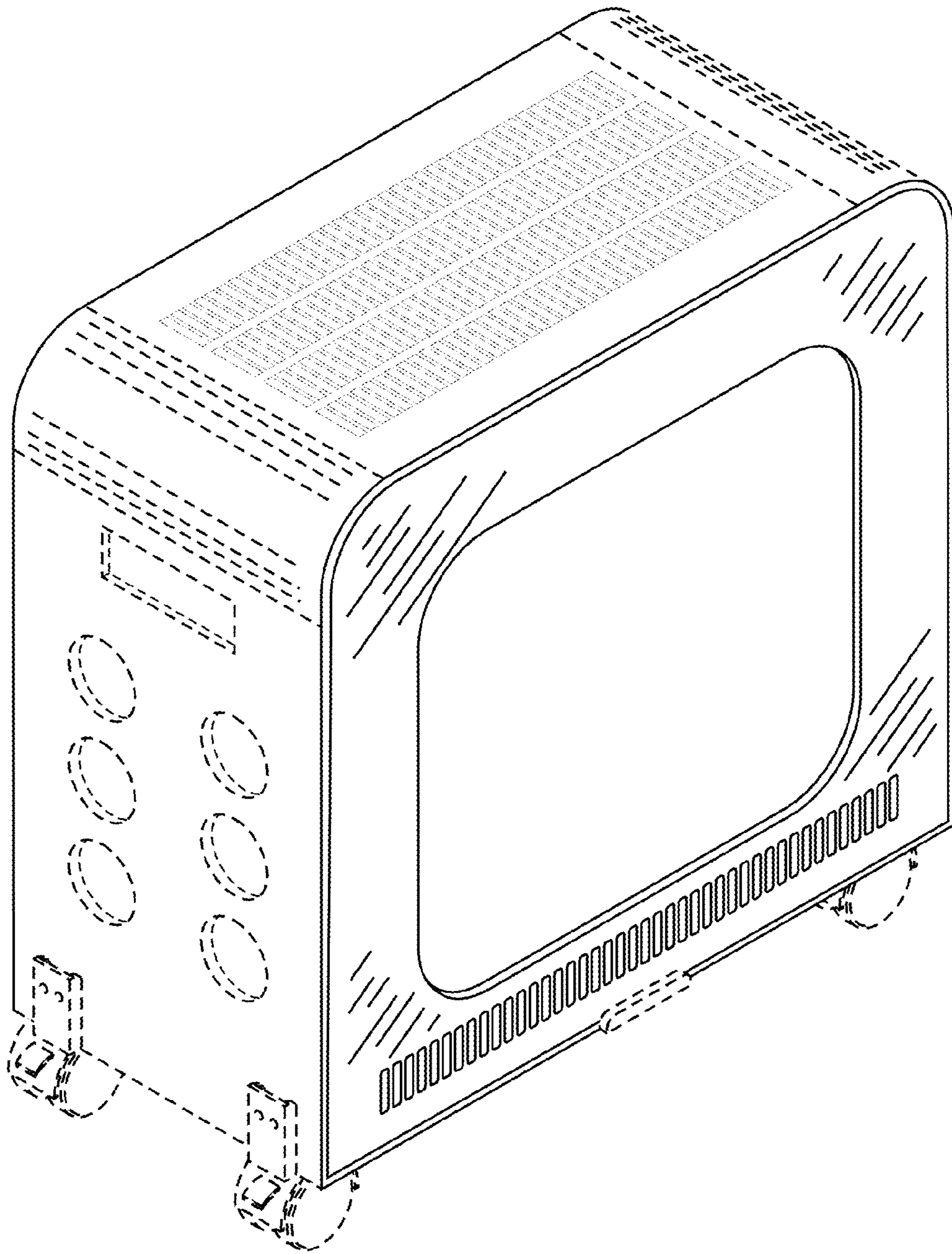


FIG. 8