

US00D819782S

(12) **United States Design Patent** (10) **Patent No.:** **US D819,782 S**
Kiefer (45) **Date of Patent:** **** Jun. 5, 2018**

(54) **STREAM FROM FLUID DISTRIBUTION EQUIPMENT**

D208,754 S * 9/1967 Hruby D23/201
D208,755 S * 9/1967 Hruby D23/201
D232,229 S * 7/1974 Hruby D23/201
3,838,816 A * 10/1974 Huff B05B 17/08
239/18

(71) Applicant: **Neoperl GmbH**, Mullheim (DE)

5,918,811 A 7/1999 Denham
D481,780 S 11/2003 Lee

(72) Inventor: **Thomas Kiefer**, Neuenburg (DE)

(Continued)

(73) Assignee: **NEOPERL GMBH**, Mullheim (DE)

(**) Term: **15 Years**

Primary Examiner — Robin V Webster

Assistant Examiner — Rachel Voorhies

(21) Appl. No.: **29/619,146**

(74) *Attorney, Agent, or Firm* — Volpe and Koenig, P.C.

(22) Filed: **Sep. 27, 2017**

(57) **CLAIM**

Related U.S. Application Data

The ornamental design for a stream from fluid distribution equipment, as shown and described.

(63) Continuation of application No. 29/562,587, filed on Apr. 27, 2016, now Pat. No. Des. 802,089.

DESCRIPTION

(30) **Foreign Application Priority Data**

Mar. 11, 2016 (EM) 003023928-0001
Mar. 11, 2016 (EM) 003023928-0002
Mar. 11, 2016 (EM) 003023928-0003
Mar. 11, 2016 (EM) 003023928-0004
Mar. 11, 2016 (EM) 003023928-0005

FIG. 1 is a top perspective view of the stream according to my design;

FIG. 2 is a front view of the stream of FIG. 1, the rear view being identical thereto;

FIG. 3 is a left side view of the stream of FIG. 1, the right side view being identical thereto;

FIG. 4 is a top plan view of the stream of FIG. 1; and

FIG. 5 is a bottom view of the stream of FIG. 1.

FIG. 6 is a top perspective view of a second embodiment of the stream according to my design;

FIG. 7 is a front view of the stream of FIG. 6, the rear view being identical thereto;

FIG. 8 is a left side view of the stream of FIG. 6, the right side view being identical thereto;

FIG. 9 is a top plan view of the stream of FIGS. 6; and

FIG. 10 is a bottom view of the stream of FIG. 6.

The broken line showing of the fluid distribution equipment illustrates the environment of the claimed design and forms no part thereof. The broken line showing of the stream illustrate portions of the stream which form no part of the claimed design.

(51) **LOC (11) Cl.** **23-01**

(52) **U.S. Cl.**
USPC **D23/213**

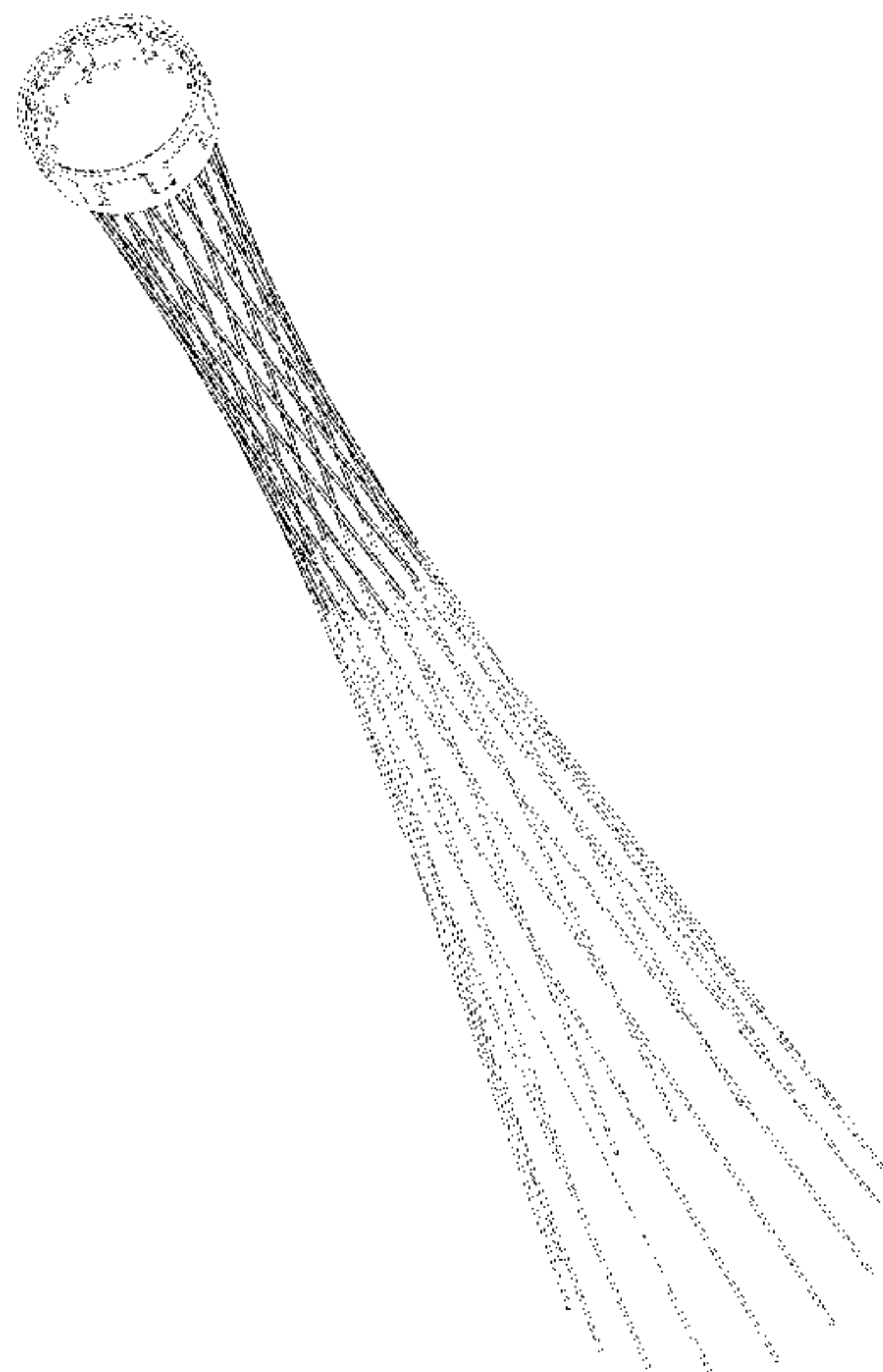
(58) **Field of Classification Search**
USPC D23/201, 211, 213, 221, 223, 225, 226,
D23/229
CPC B05B 1/18; B05B 1/00–1/08; B05B 1/20;
B05B 15/063
See application file for complete search history.

(56) **References Cited**

U.S. PATENT DOCUMENTS

2,974,871 A * 3/1961 Naythons G09F 13/24
239/17
3,337,134 A * 8/1967 Bond B05B 17/08
239/19

1 Claim, 6 Drawing Sheets



(56)

References Cited

U.S. PATENT DOCUMENTS

D496,710	S *	9/2004	Stoops	D23/201
7,770,820	B2	8/2010	Clearman	
D732,637	S	6/2015	Fuller	
D732,638	S	6/2015	Fuller	
9,623,423	B2	4/2017	Erickson	
D802,089	S *	11/2017	Kiefer	D23/213
2005/0246832	A1	11/2005	Zoller	
2006/0032945	A1	2/2006	Clearman	
2007/0246577	A1	10/2007	Leber	
2017/0173602	A1 *	6/2017	Erickson	B05B 1/1618

* cited by examiner

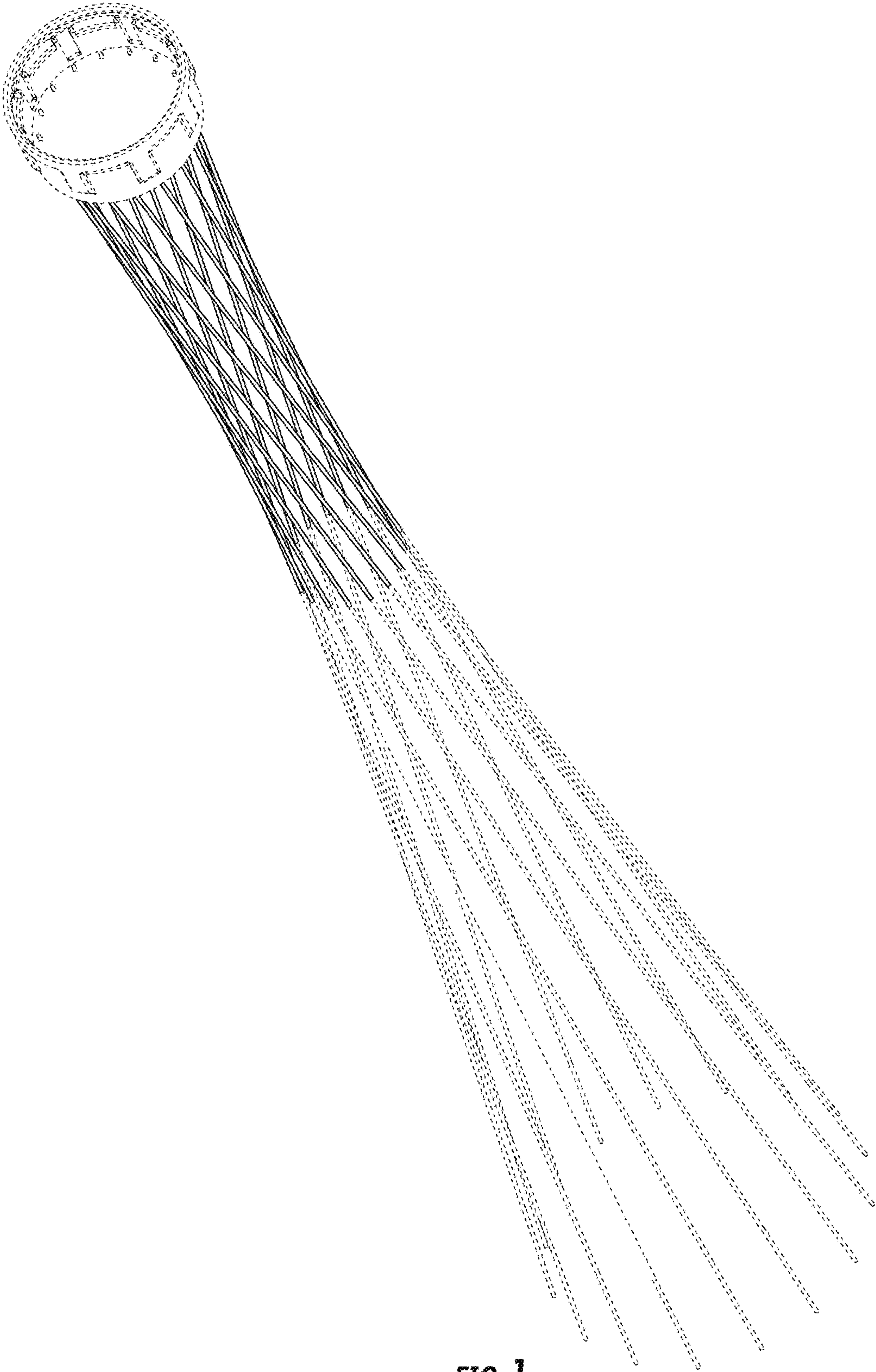


FIG. 1

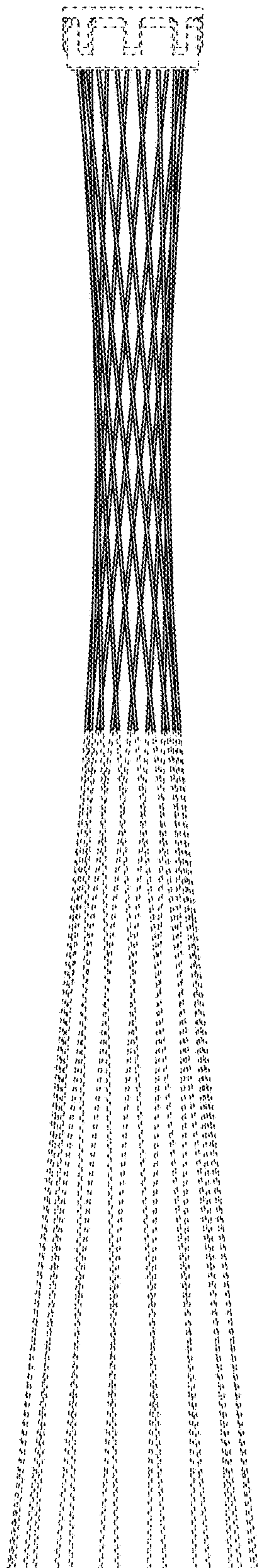


FIG. 2

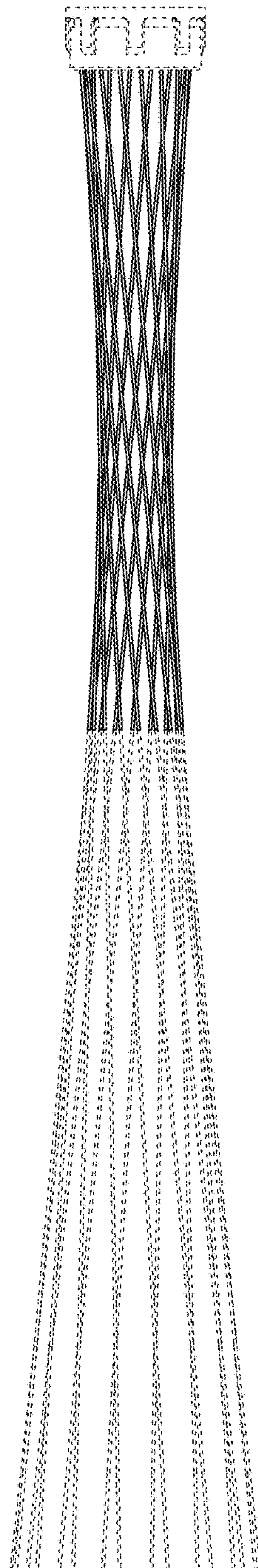


FIG. 3

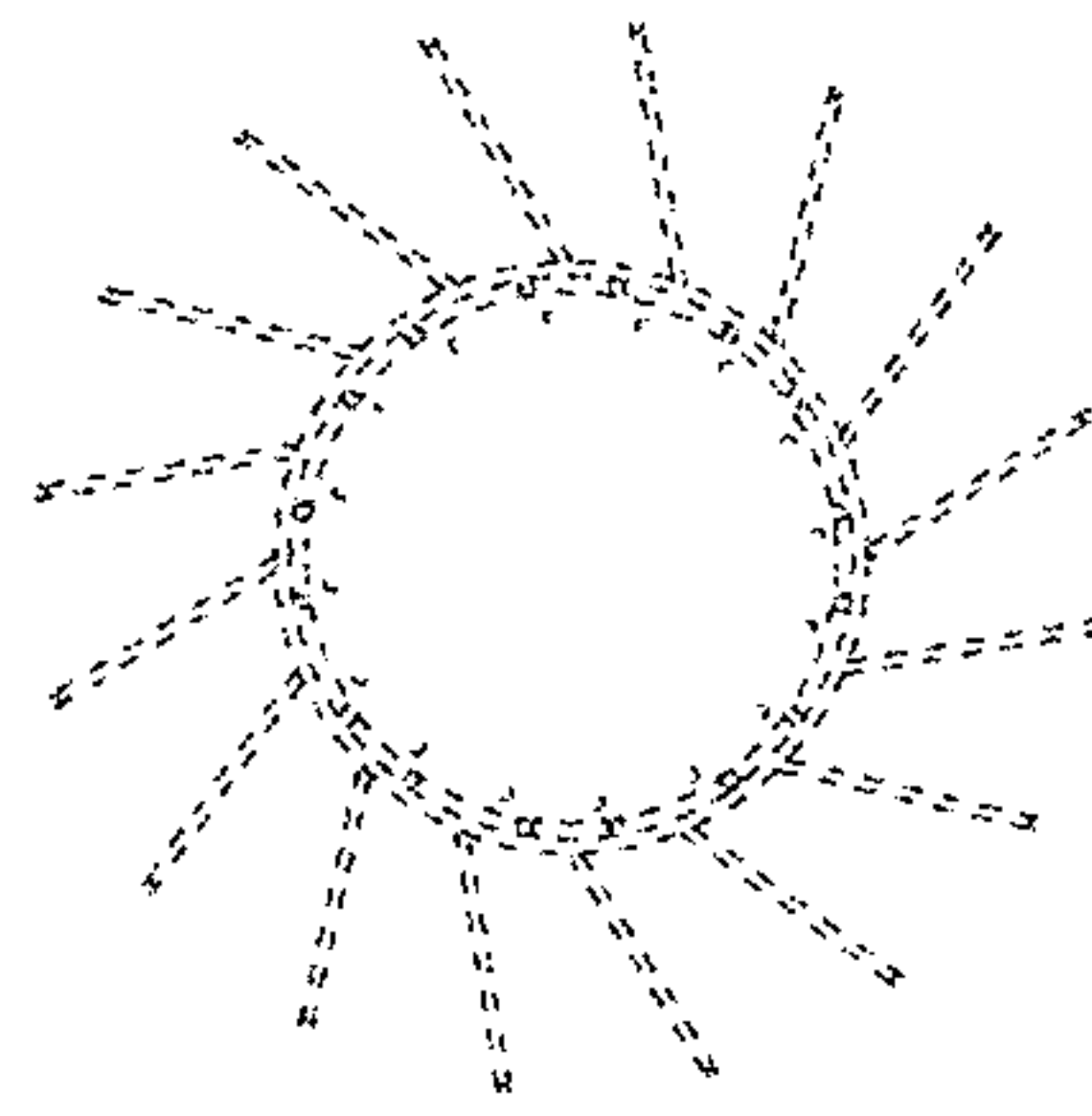


FIG. 4

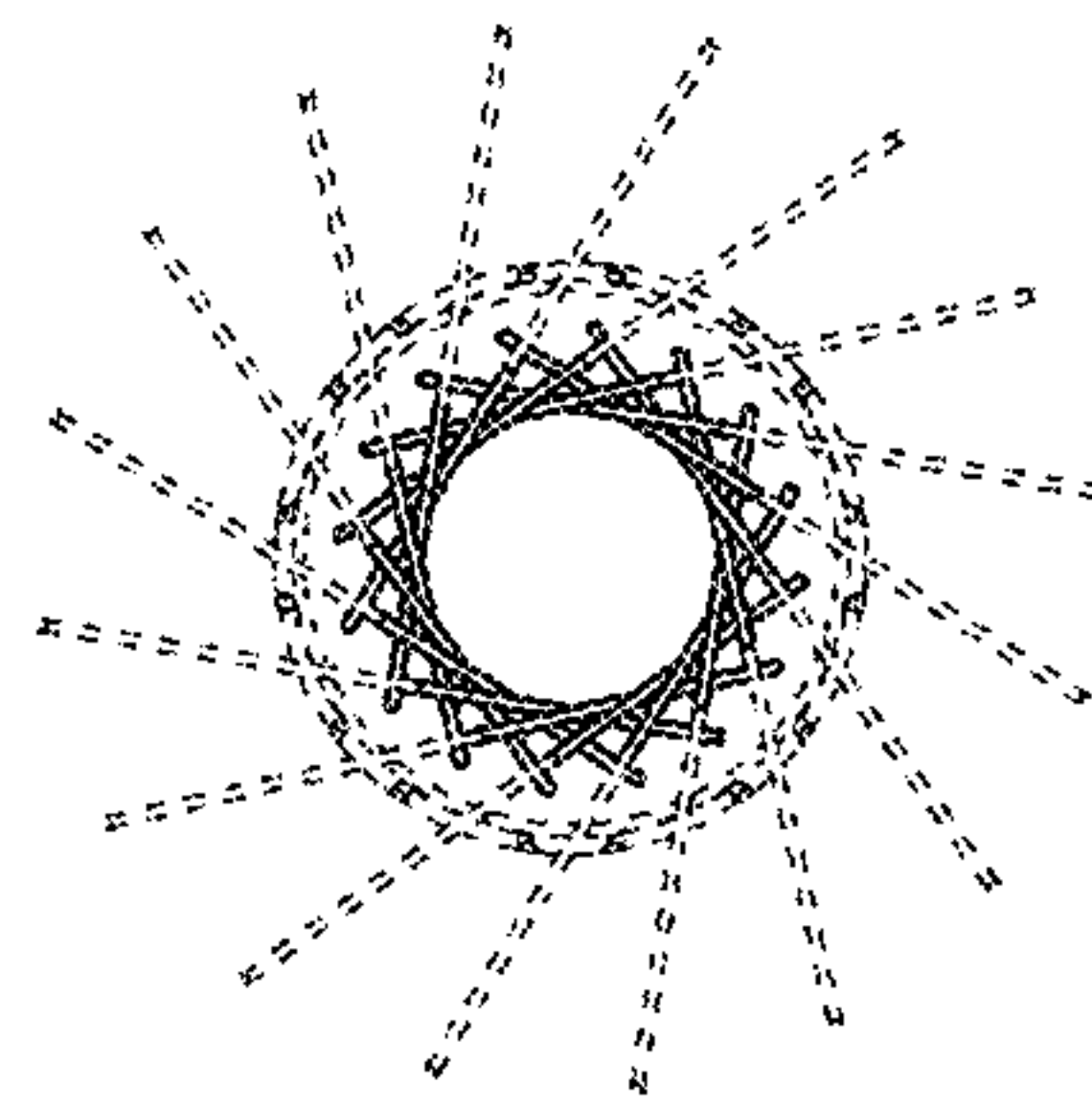


FIG. 5




FIG. 6

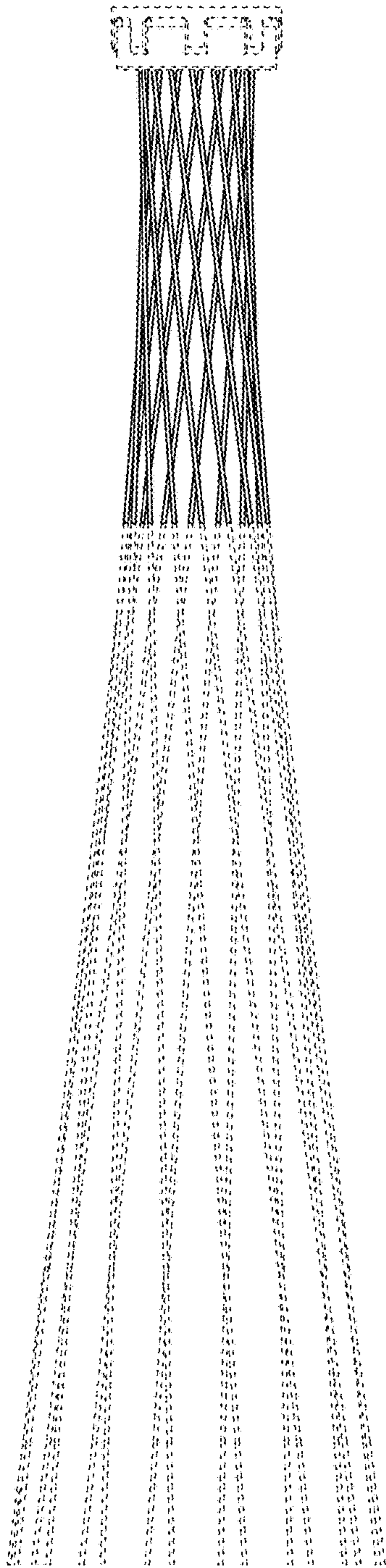


FIG. 7

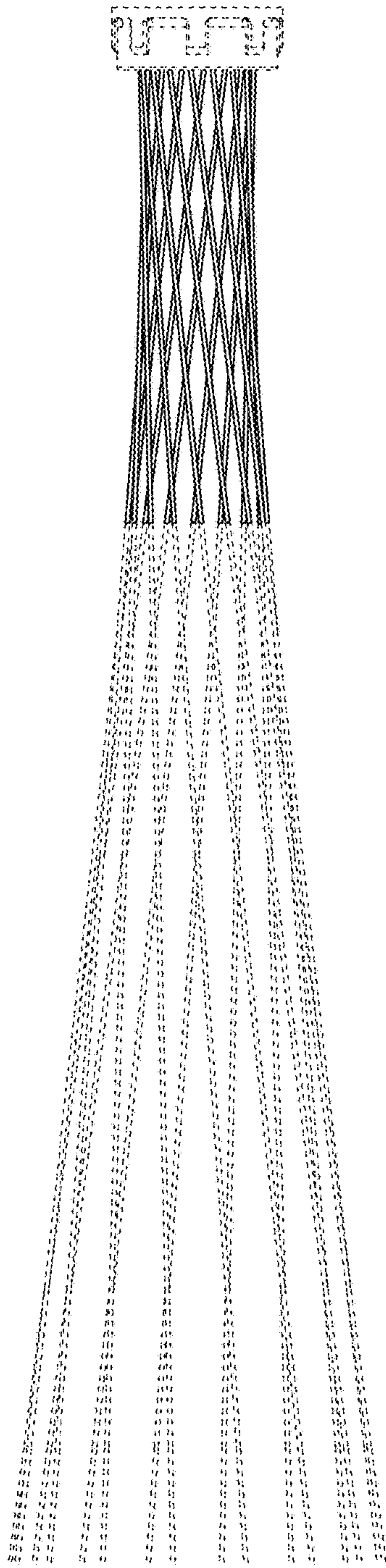


FIG. 8

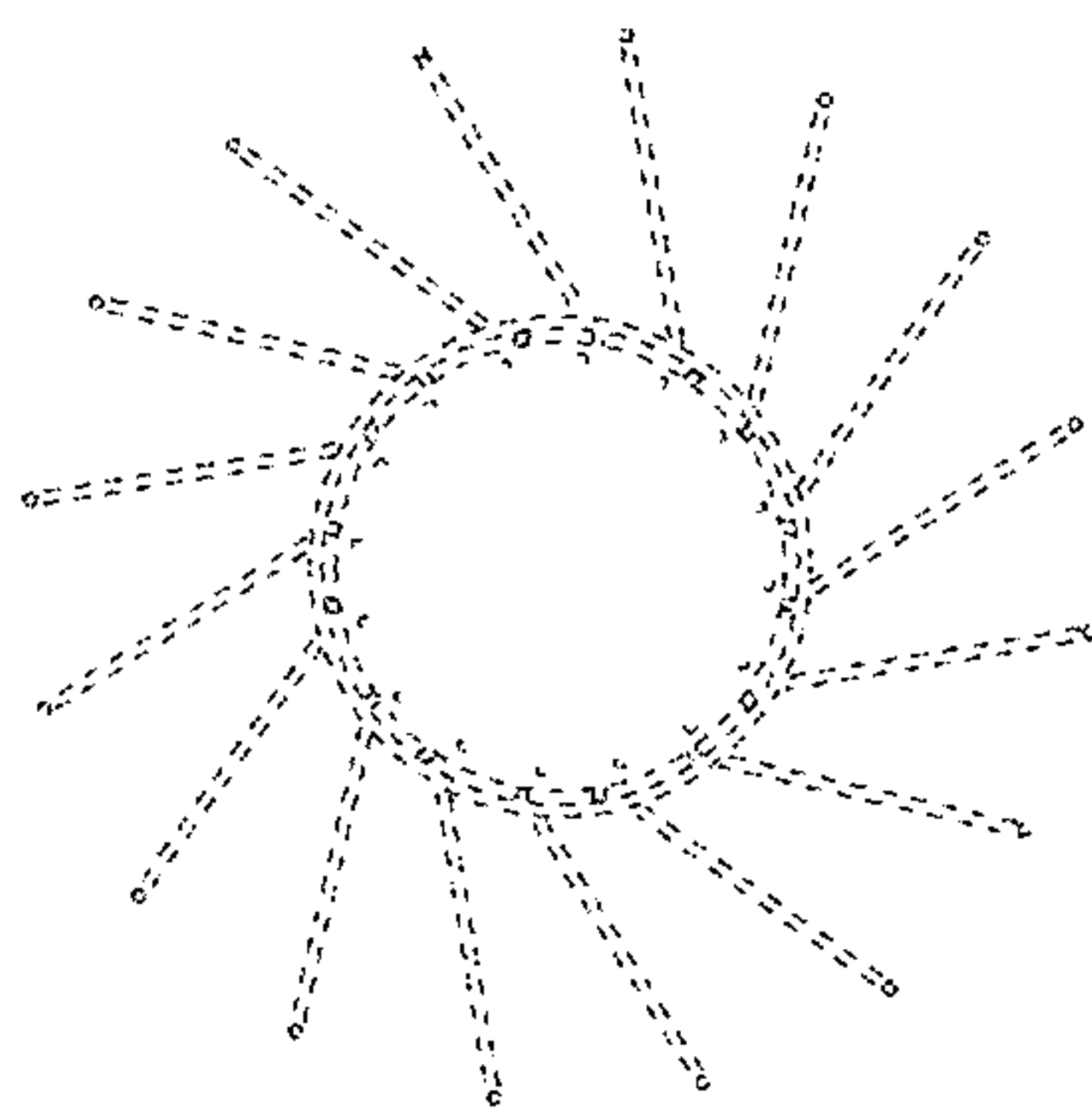


FIG. 9

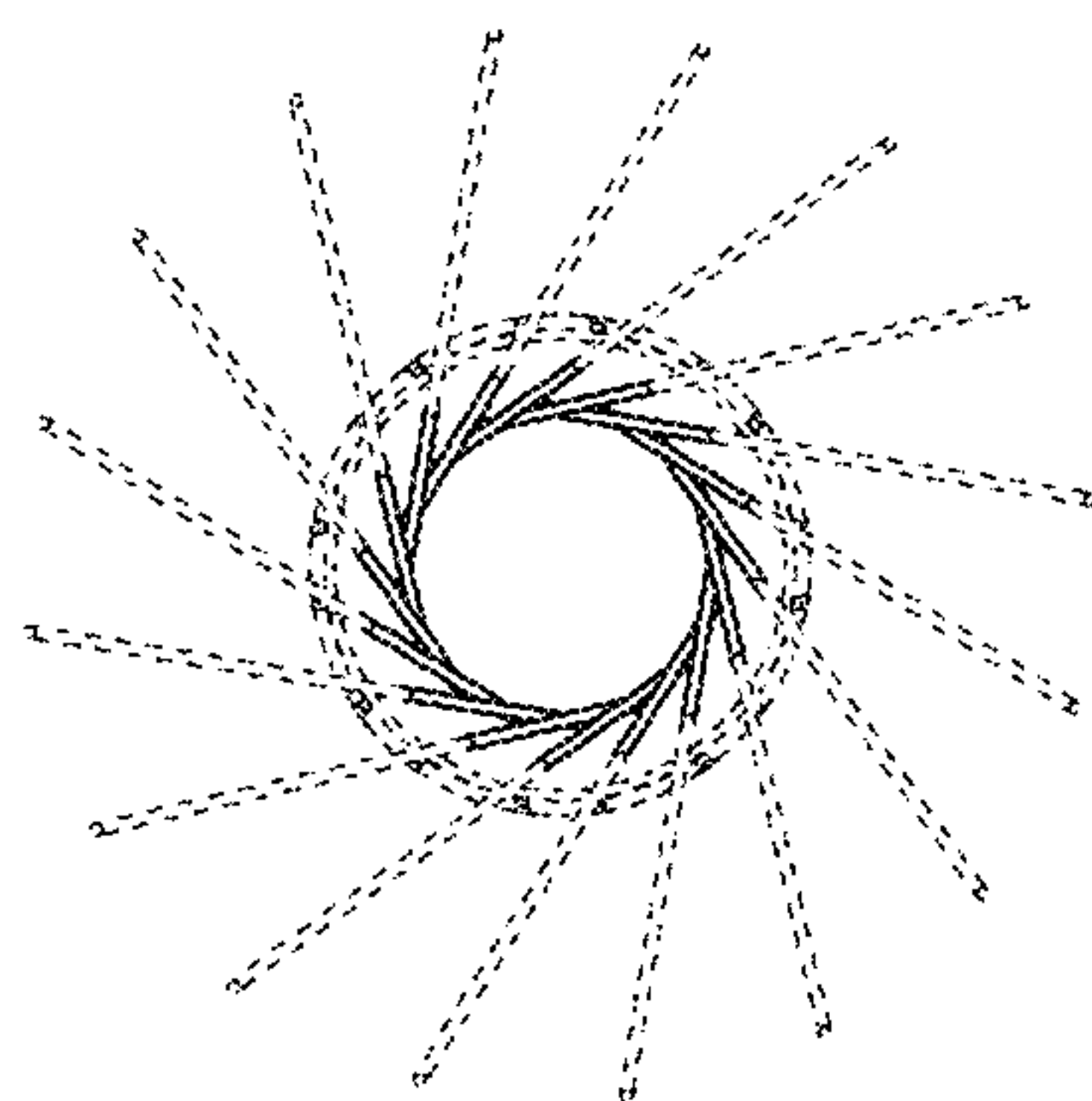


FIG. 10