



US00D819774S

(12) **United States Design Patent**
Hayden

(10) **Patent No.:** **US D819,774 S**
(45) **Date of Patent:** **** Jun. 5, 2018**

(54) **FISHING LURE**

(71) Applicant: **Melinda Heather Hayden**, Stuart, FL
(US)

(72) Inventor: **Melinda Heather Hayden**, Stuart, FL
(US)

(**) Term: **15 Years**

(21) Appl. No.: **29/601,102**

(22) Filed: **Apr. 19, 2017**

(51) **LOC (11) Cl.** **22-05**

(52) **U.S. Cl.**
USPC **D22/126**

(58) **Field of Classification Search**
USPC D22/126-133; 43/42.48, 42.3, 42.37,
43/42.25, 42.26, 42.4, 42.39, 42.36, 57.1
CPC A01K 85/00; A01K 85/16
See application file for complete search history.

(56) **References Cited**

U.S. PATENT DOCUMENTS

- 1,184,588 A * 5/1916 Sprague A01K 85/16
43/42.3
- 1,593,604 A * 7/1926 Schreiner A01K 85/16
43/42.3

- D152,657 S * 2/1949 Simon 43/42.48
- D174,344 S * 3/1955 Niewiarowicz D22/126
- D193,432 S * 8/1962 Gunderson D22/126
- D241,348 S * 9/1976 Jones D22/126

* cited by examiner

Primary Examiner — Catherine R Oliver-Garcia
(74) *Attorney, Agent, or Firm* — Dunlap Bennett & Ludwig PLLC

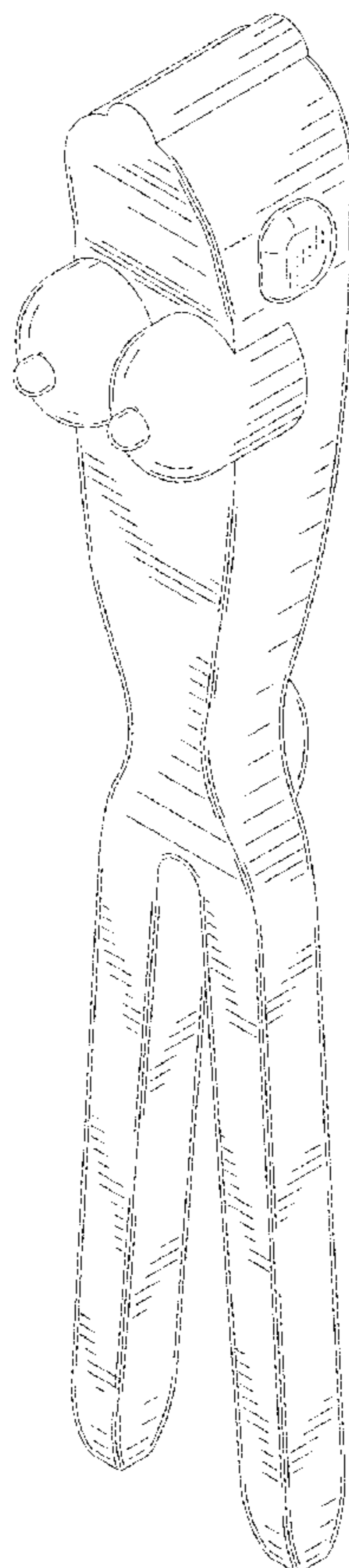
(57) **CLAIM**

The ornamental design for a fishing lure, as shown and described.

DESCRIPTION

FIG. 1 is a perspective view of a fishing lure, showing my new design;
FIG. 2 is a front elevation view of thereof;
FIG. 3 is a left side elevation view thereof, the right side elevation view being a mirror image thereof;
FIG. 4 is a rear elevation view thereof;
FIG. 5 is a top plan view thereof; and,
FIG. 6 is a bottom plan view thereof.

1 Claim, 3 Drawing Sheets



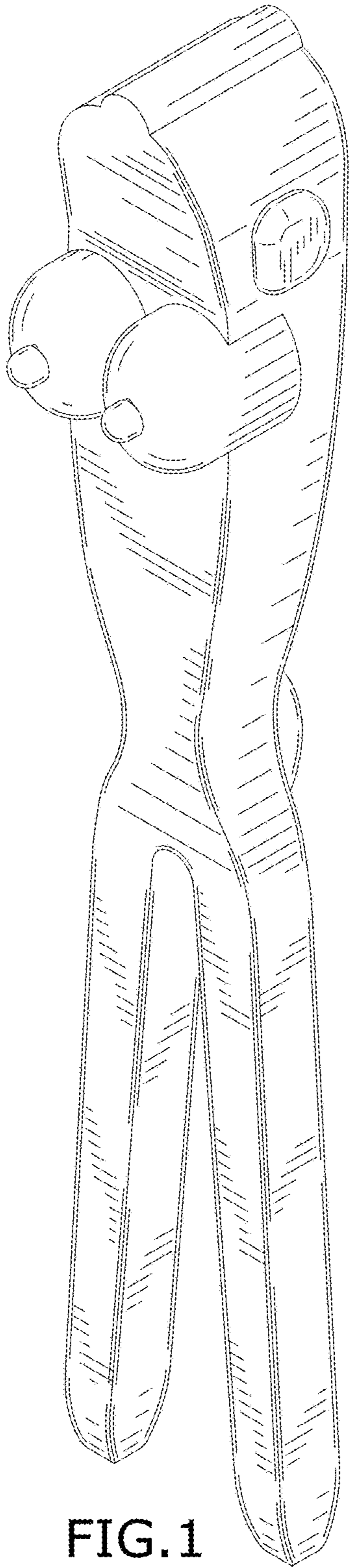


FIG. 1

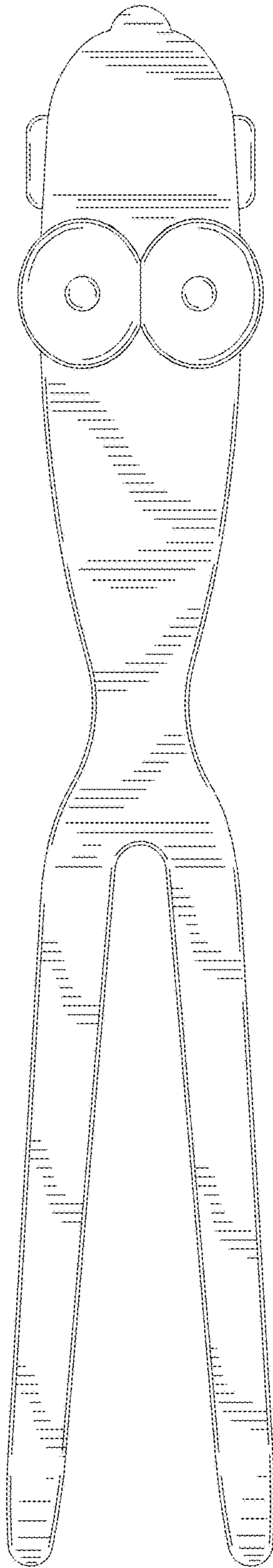


FIG. 2

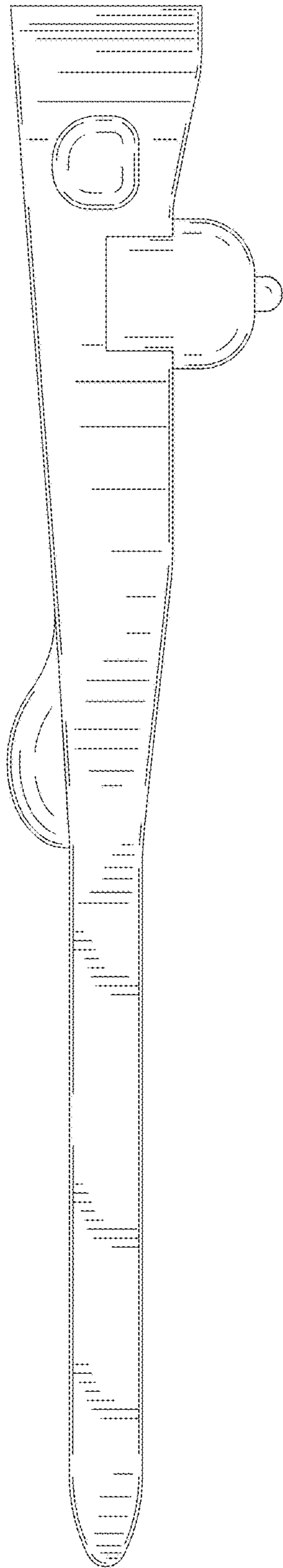


FIG. 3

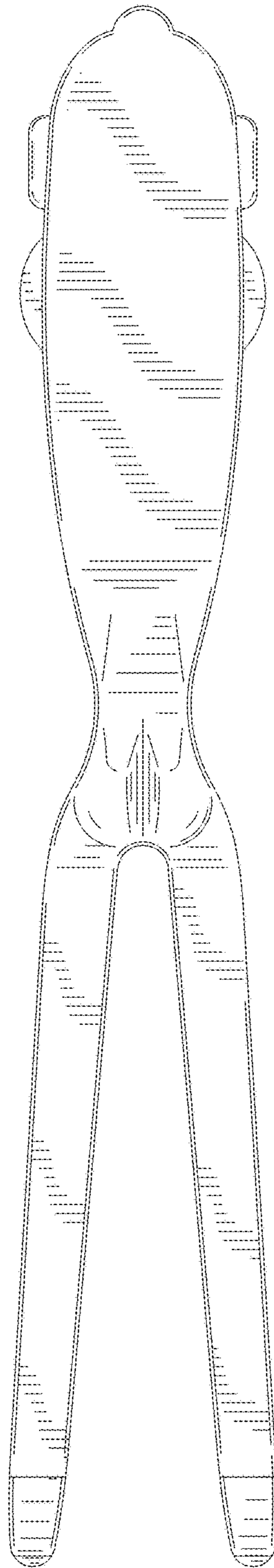


FIG. 4

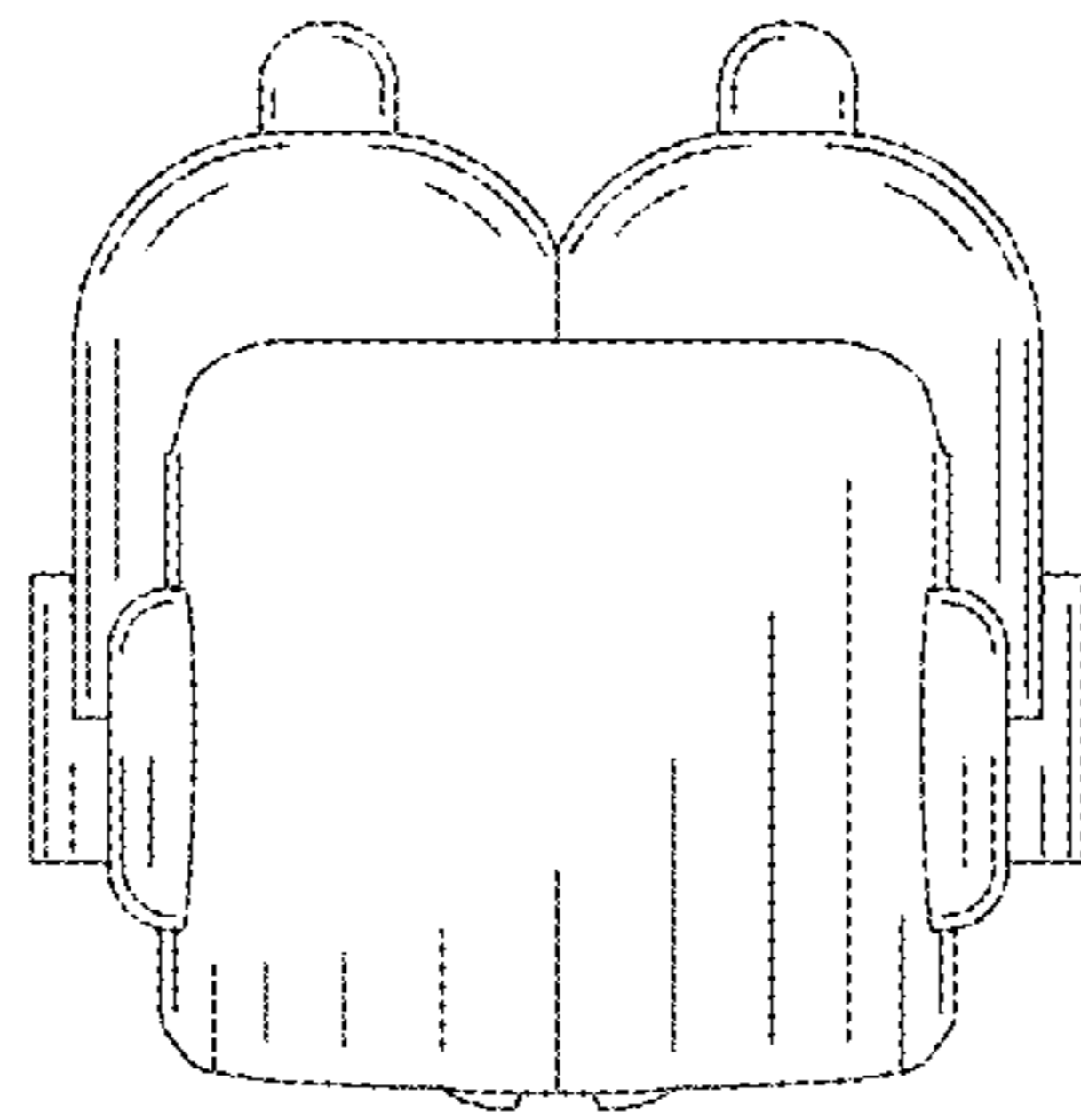


FIG. 5

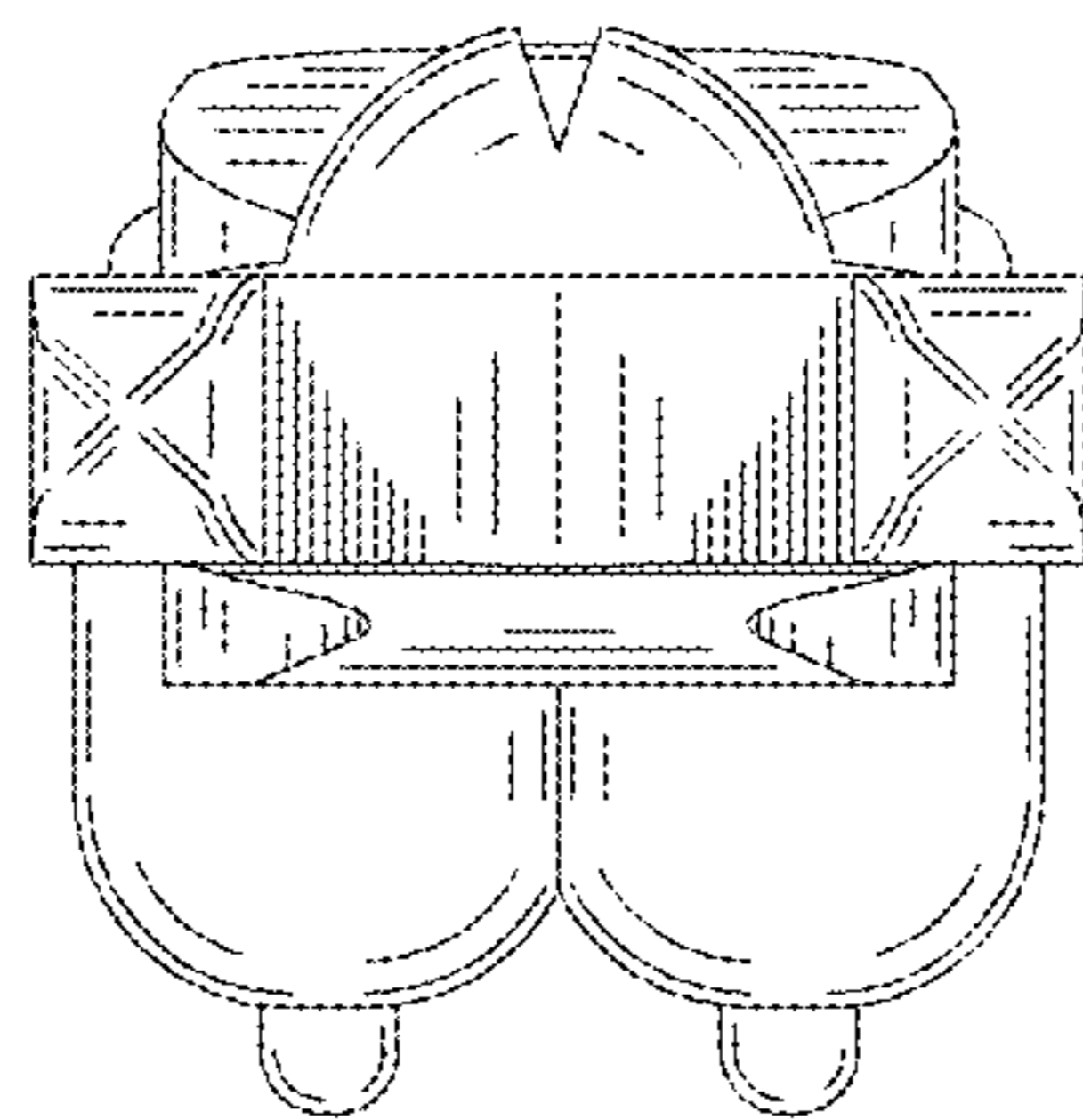


FIG. 6