



US00D819763S

(12) **United States Design Patent** (10) **Patent No.:** **US D819,763 S**
Rademacher et al. (45) **Date of Patent:** **** Jun. 5, 2018**

(54) **RECREATIONAL DEVICE**

(71) Applicant: **Wibit Sports GmbH**, Bocholt (DE)

(72) Inventors: **Romann Rademacher**, Bocholt (DE);
Robert Cirjak, Bocholt (DE)

(73) Assignee: **WIBIT SPORTS GMBH**, Bocholt (DE)

(**) Term: **15 Years**

(21) Appl. No.: **29/589,956**

(22) Filed: **Jan. 5, 2017**

(30) **Foreign Application Priority Data**

Jul. 6, 2016 (EM) 003295674-0014
Jul. 6, 2016 (EM) 003295674-0015

(51) **LOC (11) Cl.** **21-02**

(52) **U.S. Cl.**
USPC **D21/803**; D21/814

(58) **Field of Classification Search**
USPC D21/646, 769, 770, 771, 778, 792, 801,
D21/803, 804, 805, 806, 807, 808, 810,
D21/814, 818, 819
CPC A41D 13/0518; A63B 2208/03; A63B
2225/605; A63B 31/00; A63B 31/10;
A63B 69/14; A63B 31/11; B63B 21/66;
B63C 11/02

See application file for complete search history.

(56) **References Cited**

U.S. PATENT DOCUMENTS

D393,685 S * 4/1998 Peritz D21/814
D521,082 S * 5/2006 Lau D21/530

D570,439 S * 6/2008 Adams D21/814
D609,301 S * 2/2010 Cirjak D21/803
D722,354 S * 2/2015 Rademacher D21/803
D731,017 S * 6/2015 Rademacher D21/803
D743,317 S * 11/2015 Cirjak D12/316

OTHER PUBLICATIONS

<https://www.wibitsports.com/open-water/all-products/230/r-connect>—Retrieved Dec. 17, 2017.*

https://www.youtube.com/watch?v=06D_PVdDsi0—Published Oct. 6, 2016.*

* cited by examiner

Primary Examiner — Manpreet S Matharu

Assistant Examiner — Mojtaba Tehrani

(74) *Attorney, Agent, or Firm* — Arent Fox LLP

(57) **CLAIM**

The ornamental design for a recreational device, as shown and described.

DESCRIPTION

FIG. 1 is perspective view of the recreational device showing our new design;

FIG. 2 is a front view of the design shown in FIG. 1;

FIG. 3 is a back view of the design shown in FIG. 1;

FIG. 4 is a left side view of the design shown in FIG. 1;

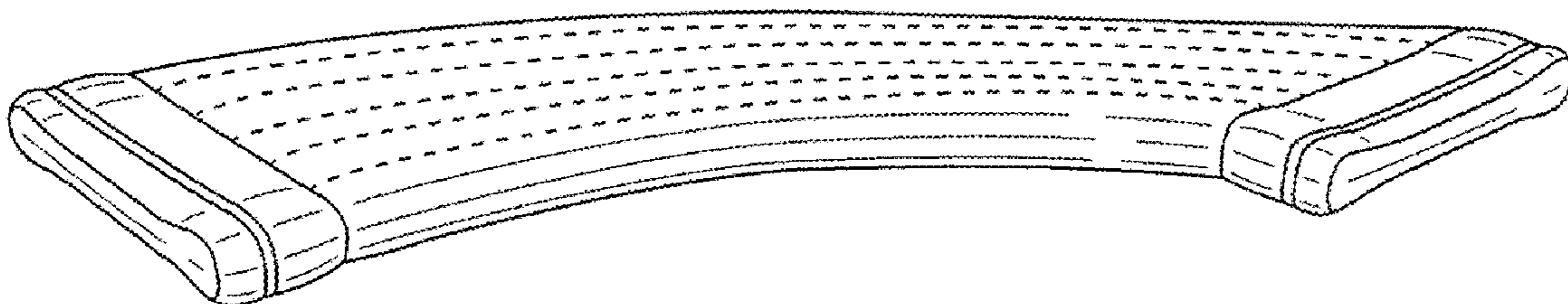
FIG. 5 is a right side view of the design shown in FIG. 1;

FIG. 6 is a bottom view of the design shown in FIG. 1; and,

FIG. 7 is a top view of the design shown in FIG. 1.

The broken lines shown in the drawings represent unclaimed portions of the recreational device and form no part of the claimed design.

1 Claim, 7 Drawing Sheets






FIG. 1




FIG. 2




FIG. 3




FIG. 4



FIG. 5

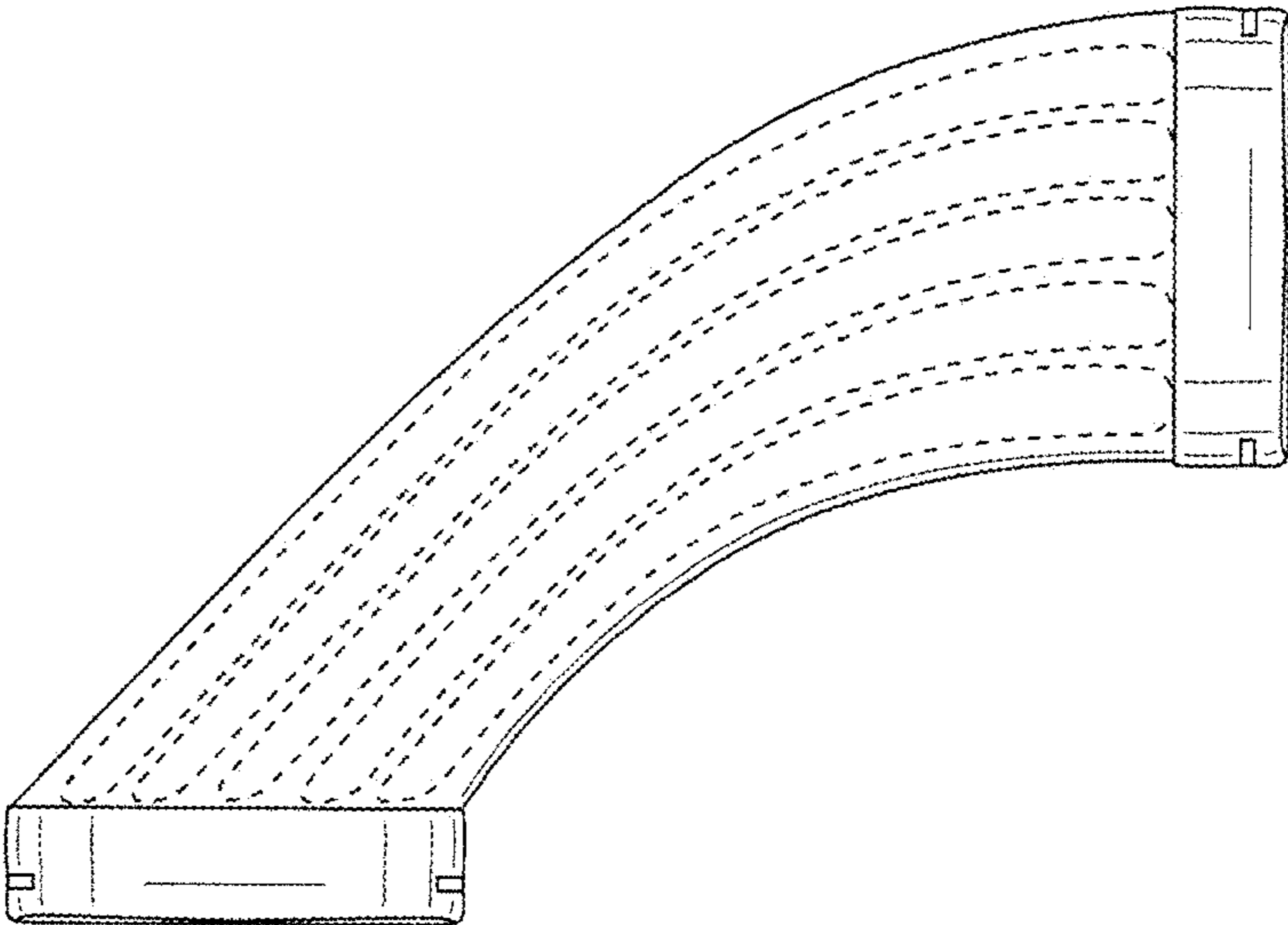


FIG. 6

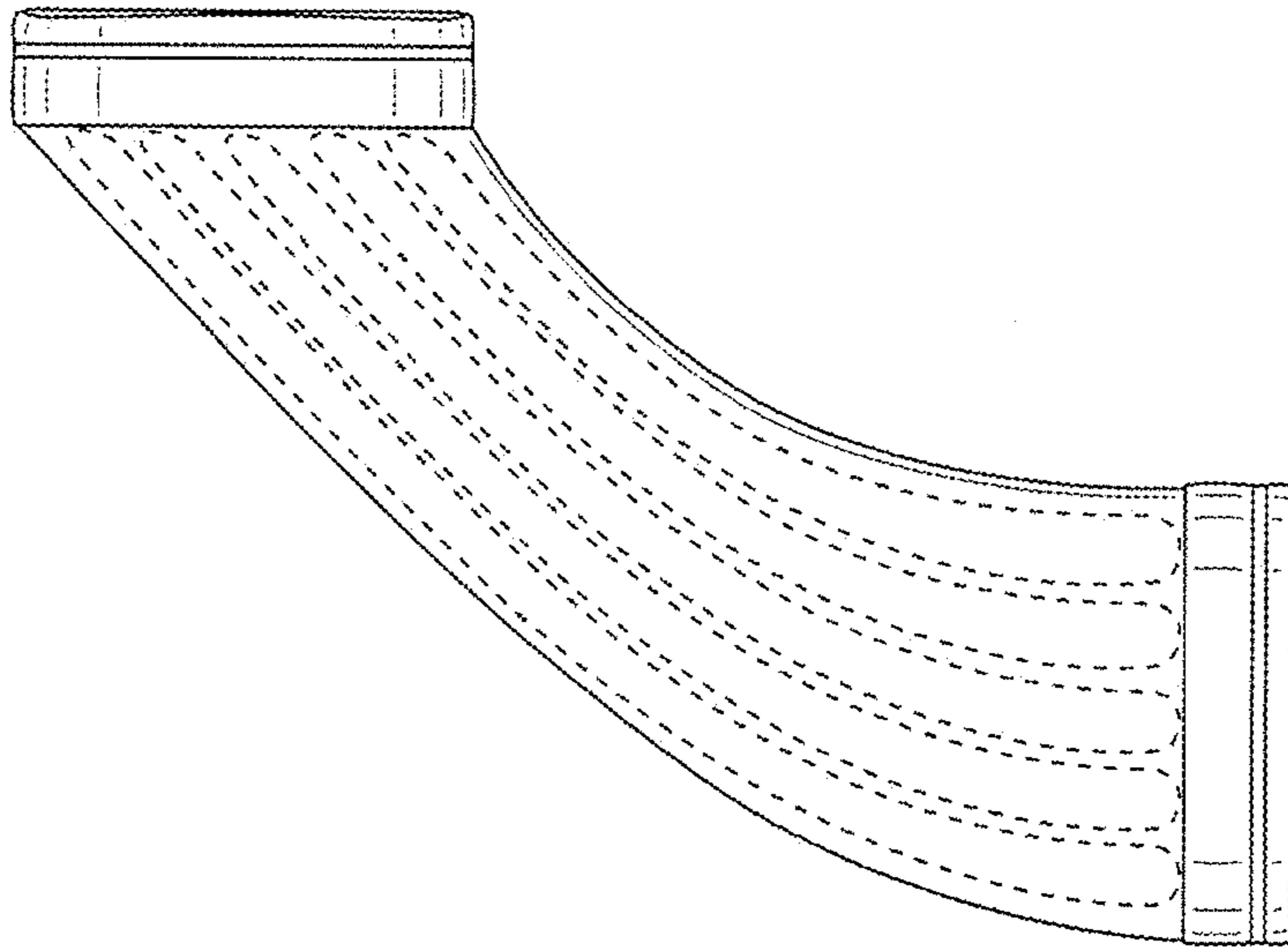


FIG. 7