



US00D819761S

(12) **United States Design Patent** (10) **Patent No.:** **US D819,761 S**
Parris (45) **Date of Patent:** **** Jun. 5, 2018**

(54) **FLYING DISC HOLDER**
(71) Applicant: **Benjamin G. Parris**, Pewee Valley, KY (US)
(72) Inventor: **Benjamin G. Parris**, Pewee Valley, KY (US)
(**) Term: **15 Years**
(21) Appl. No.: **29/606,697**
(22) Filed: **Jun. 7, 2017**
(51) **LOC (11) Cl.** **21-02**
(52) **U.S. Cl.**
USPC **D21/715**
(58) **Field of Classification Search**
USPC 224/247; 24/115 H, 115 R, 127;
294/82.1, 82.11; 482/26; D21/300, 301,
D21/304, 385, 436, 443, 453, 454, 461,
D21/468, 707, 715, 722; D8/33, 349,
D8/367, 382, 383, 394; D9/434, 435
CPC A63H 3/005; A63H 2027/1041; A63H
2027/1075; A63H 27/00; F16B 47/00
See application file for complete search history.

D428,330 S * 7/2000 Johnston D8/395
D430,467 S * 9/2000 Kauppi D8/33
D436,452 S * 1/2001 Gastelum D8/367
D439,141 S * 3/2001 Ho D8/367
D454,294 S * 3/2002 Nishida D8/367
D459,855 S * 7/2002 Fujikawa D34/35
D478,499 S * 8/2003 Winig D8/367
D478,805 S * 8/2003 Winig D8/367
D540,156 S * 4/2007 Bryant D8/367
D567,640 S * 4/2008 Katoh D8/382
D618,537 S * 6/2010 Panzer D8/367
D654,784 S * 2/2012 Paik D8/383
D675,507 S * 2/2013 Araki D8/382
D687,290 S * 8/2013 Paik D8/367

(Continued)

(56) **References Cited**

U.S. PATENT DOCUMENTS

D27,751 S * 10/1897 Prindle D8/382
D270,329 S * 8/1983 Hardy D8/356
D271,466 S * 11/1983 Boissonnet D8/367
D281,575 S * 12/1985 Chap D8/367
D300,903 S * 5/1989 Donalies D8/383
D348,214 S * 6/1994 Girardin D8/367
D355,354 S * 2/1995 Sterling D8/382
D369,292 S * 4/1996 Gary D8/367
D370,406 S * 6/1996 Tsai D8/367
D373,526 S * 9/1996 Roethler D8/367
D374,620 S * 10/1996 McQuade D9/434
D385,788 S * 11/1997 Risser D9/434
D391,146 S * 2/1998 Cutler D8/367
D407,301 S * 3/1999 Donalies D34/35
D410,194 S * 5/1999 Hilton D8/382

OTHER PUBLICATIONS

Amazon, "Disclip Disc Carrier", Aug. 27, 2017. <https://www.amazon.com/dp/B01LWU2T24/>
ref=twister_B01LXHJYBX?_encoding=UTF8&th=1. Shown on p. 1. (Year: 2017).*

Primary Examiner — Cynthia Ramirez
Assistant Examiner — Michael A Maharajh
(74) *Attorney, Agent, or Firm* — Dinsmore & Shohl LLP

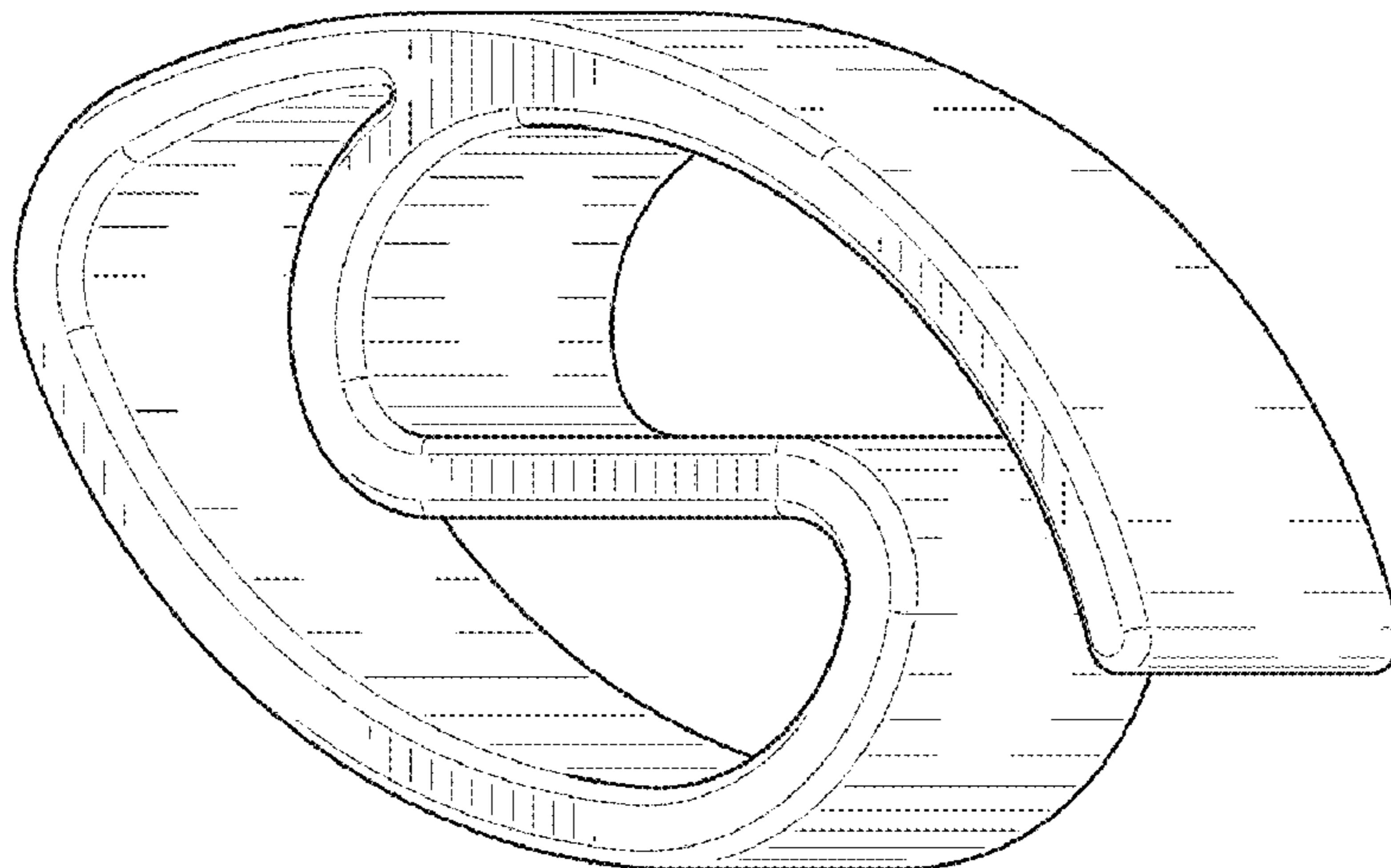
(57) **CLAIM**

The ornamental design for a flying disc holder, as shown and described.

DESCRIPTION

FIG. 1 is a front, left perspective view of a flying disc holder showing my new design;
FIG. 2. is a front, right perspective view thereof;
FIG. 3 is a left side view thereof;
FIG. 4 is a right side view thereof;
FIG. 5 is a top view thereof;
FIG. 6 is a bottom view thereof;
FIG. 7 is a rear view thereof; and,
FIG. 8 is a front view thereof.

1 Claim, 2 Drawing Sheets



(56)

References Cited

U.S. PATENT DOCUMENTS

D745,377 S *	12/2015	Ressler	D8/367
D748,473 S *	2/2016	Rendo	D9/434
D755,612 S *	5/2016	Cooper	D8/367
D763,066 S *	8/2016	Sugimoto	D8/382
D764,899 S *	8/2016	Petzl	D8/356
D782,292 S *	3/2017	Wessel	D8/382
D787,925 S *	5/2017	Moerer	D8/394
D790,327 S *	6/2017	Renforth	D8/356
D798,136 S *	9/2017	Pittman	D8/382
D801,156 S *	10/2017	Hung	D8/367
D801,788 S *	11/2017	Dershem	D8/367
D808,769 S *	1/2018	Yitzhaki	D8/349
2007/0157438 A1 *	7/2007	Judd	B65H 75/36 24/115 R

* cited by examiner

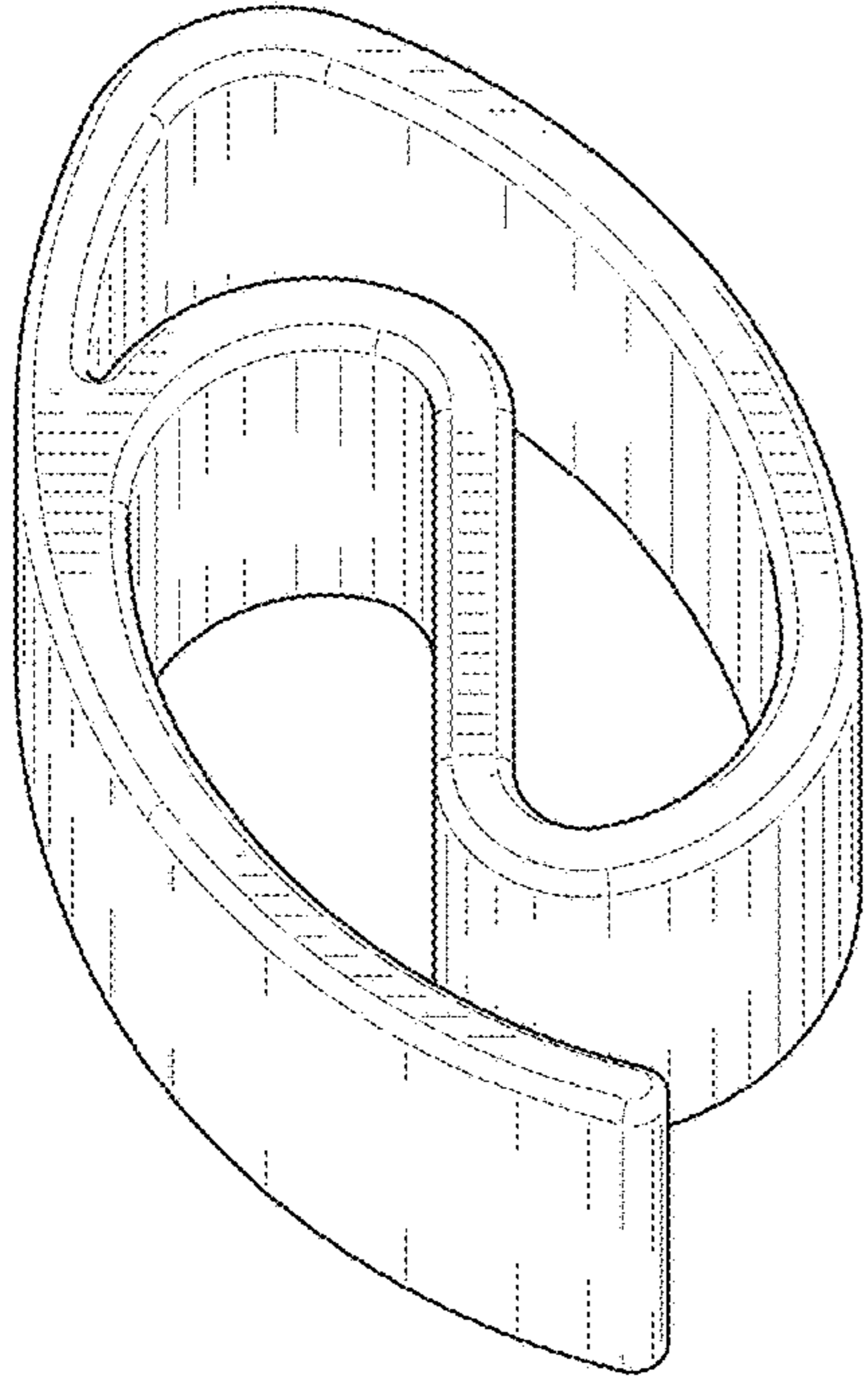


FIG. 1

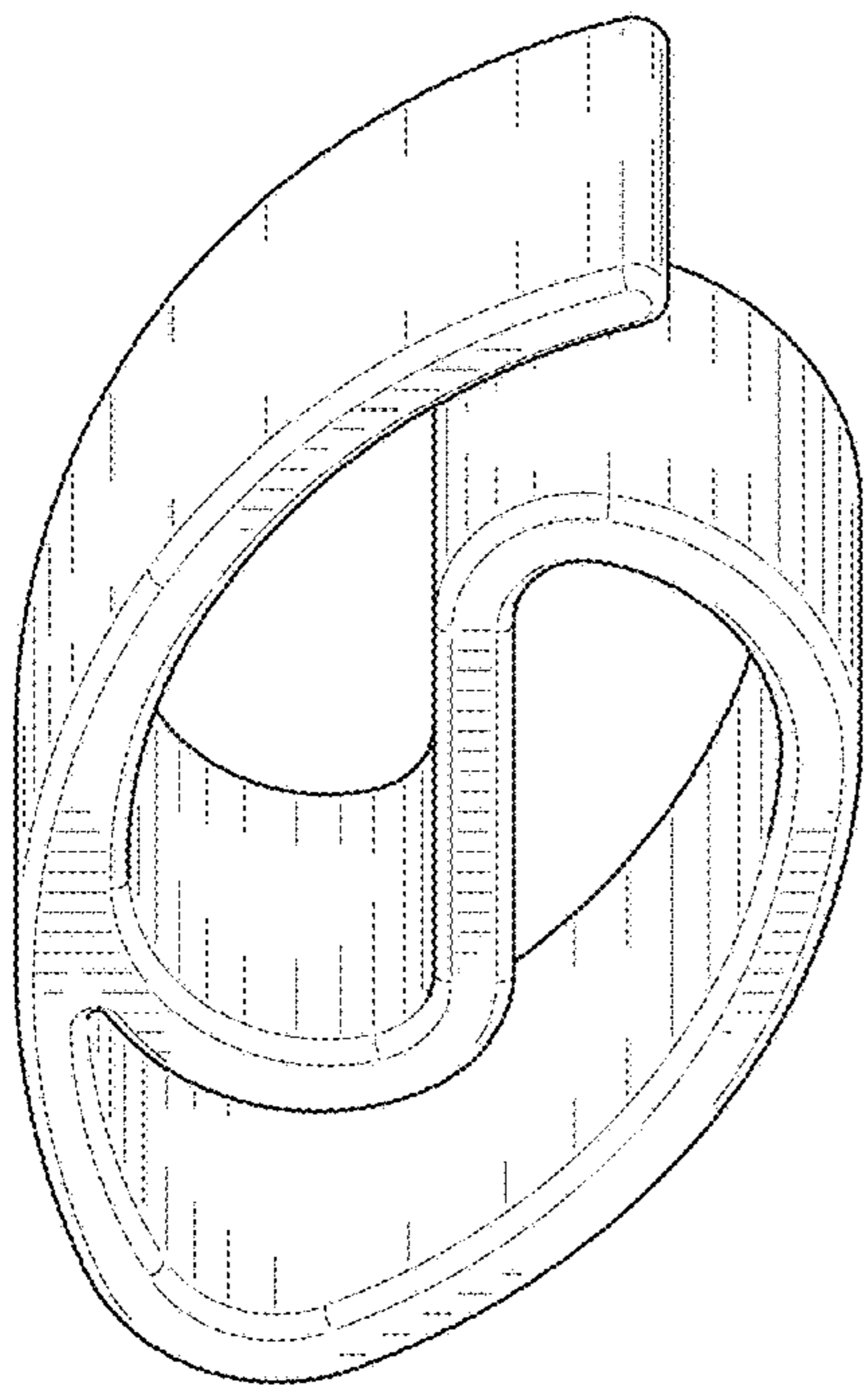


FIG. 2

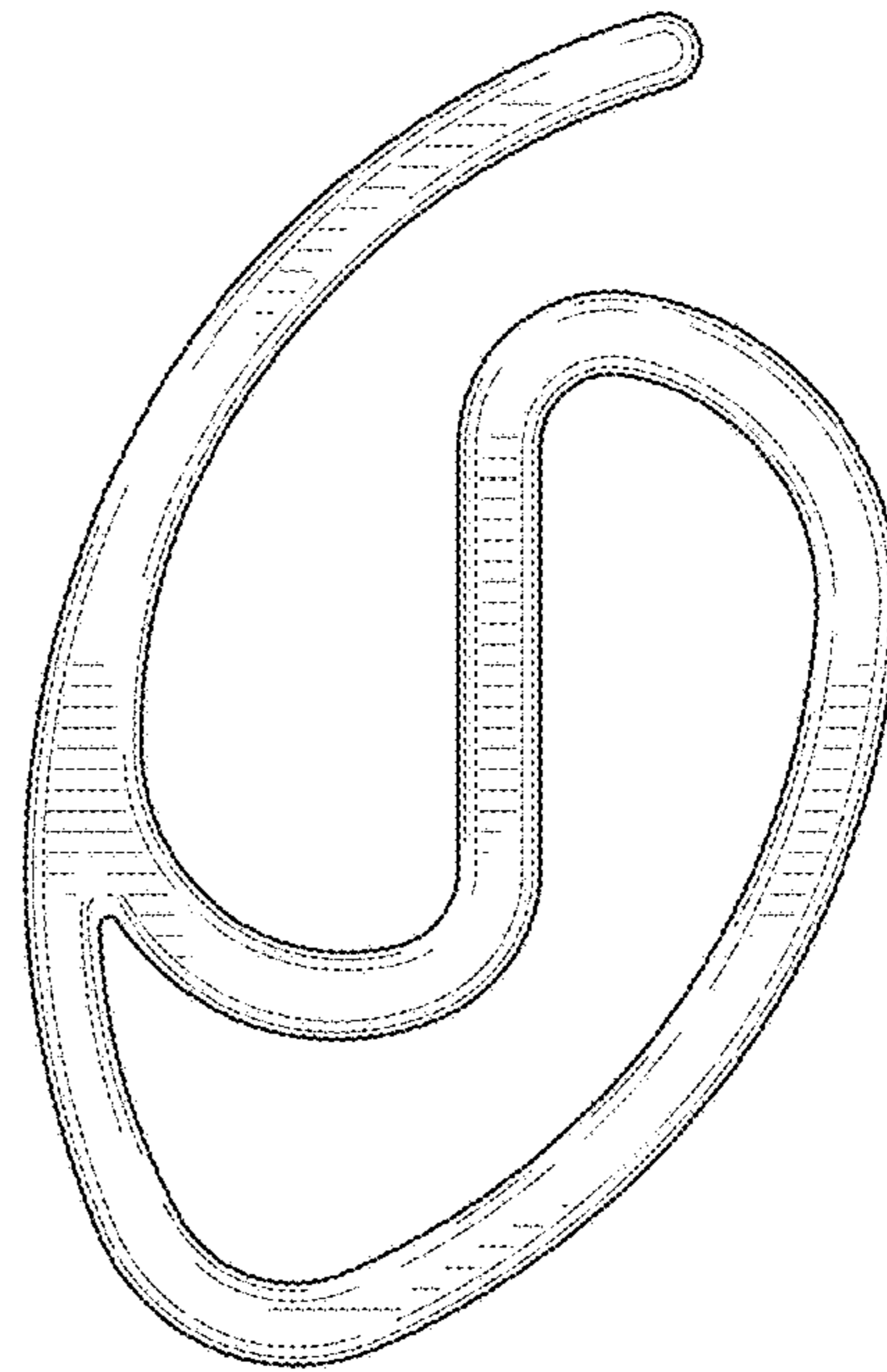


FIG. 3

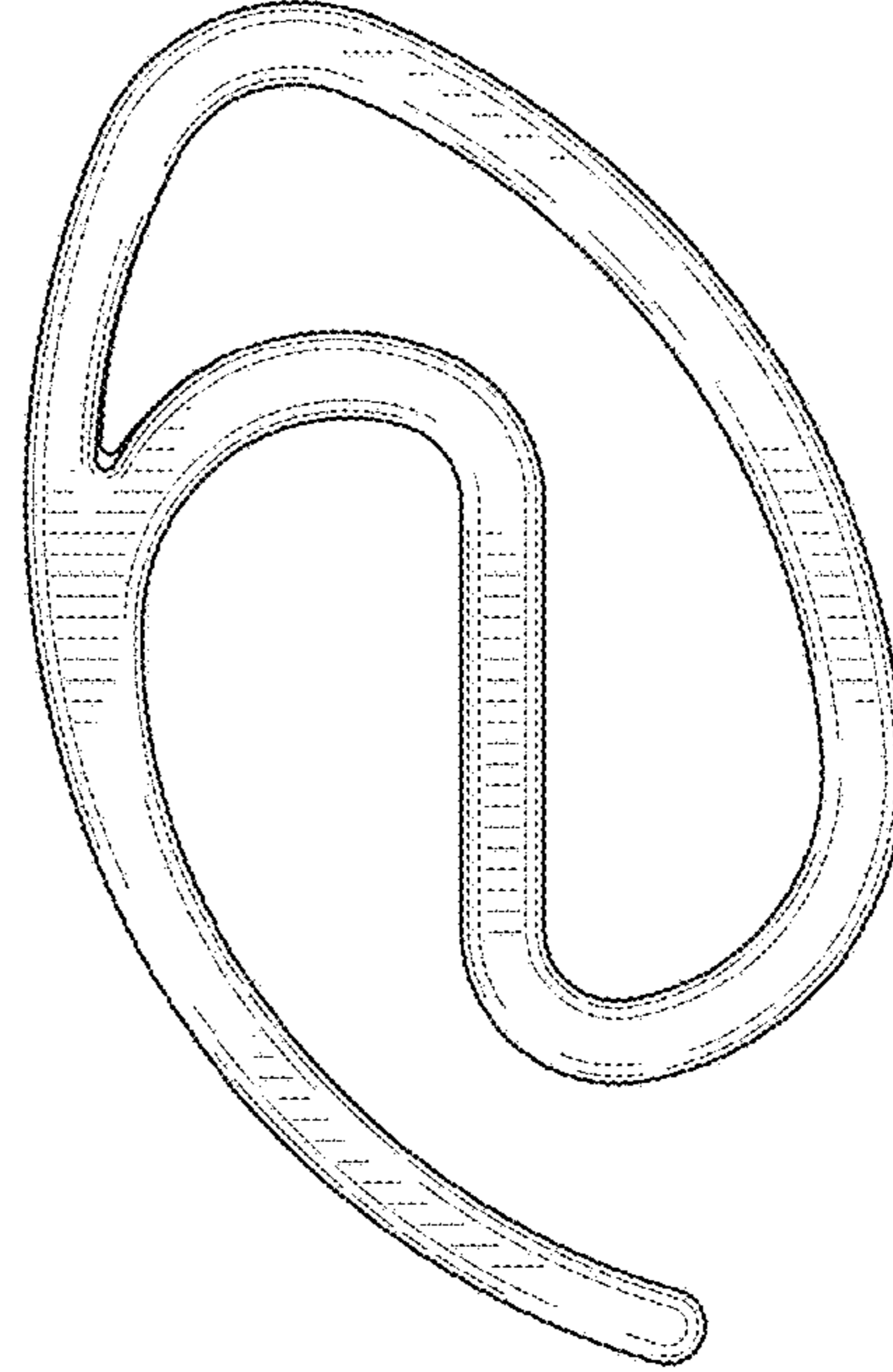


FIG. 4




FIG. 5




FIG. 7

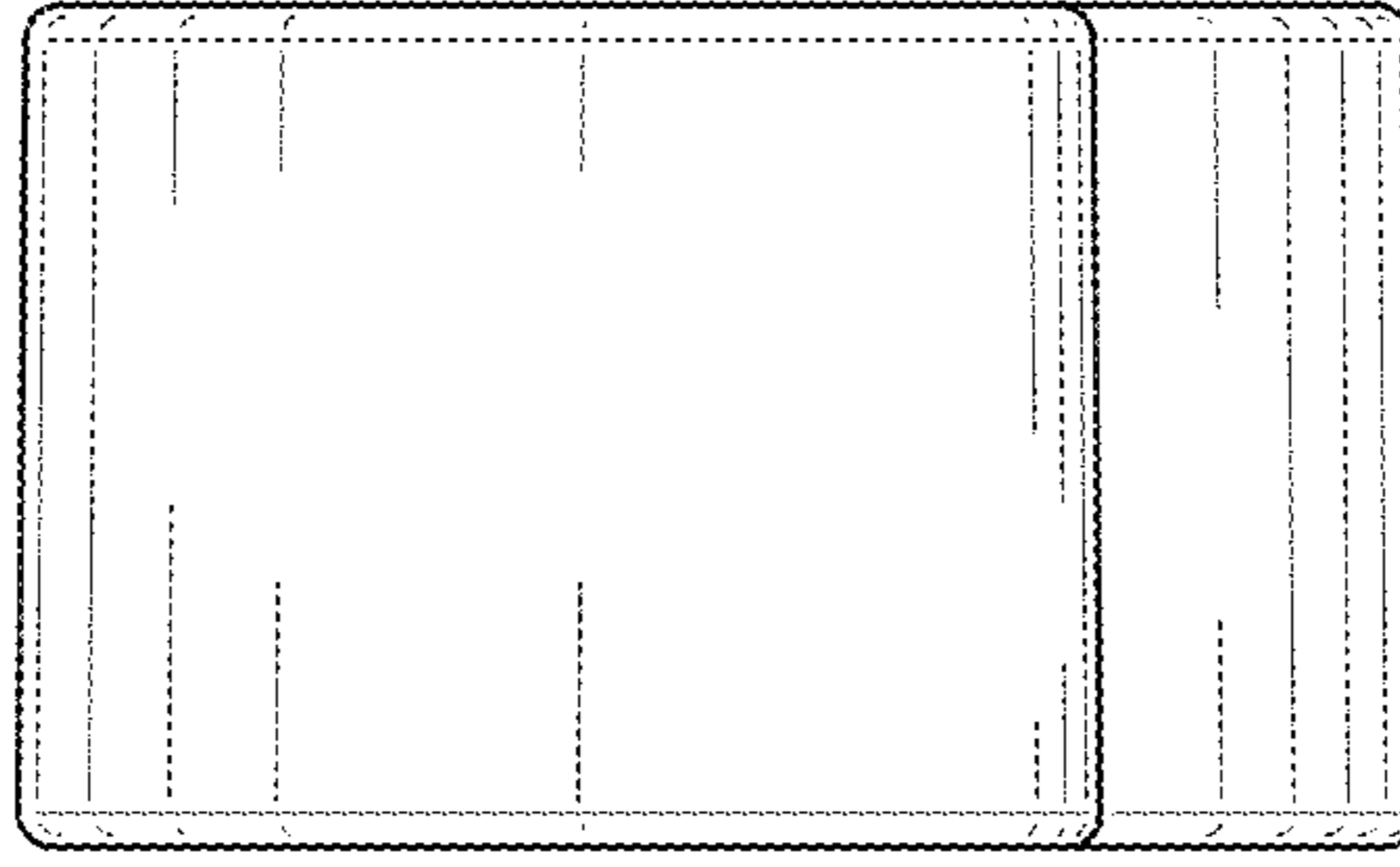


FIG. 8

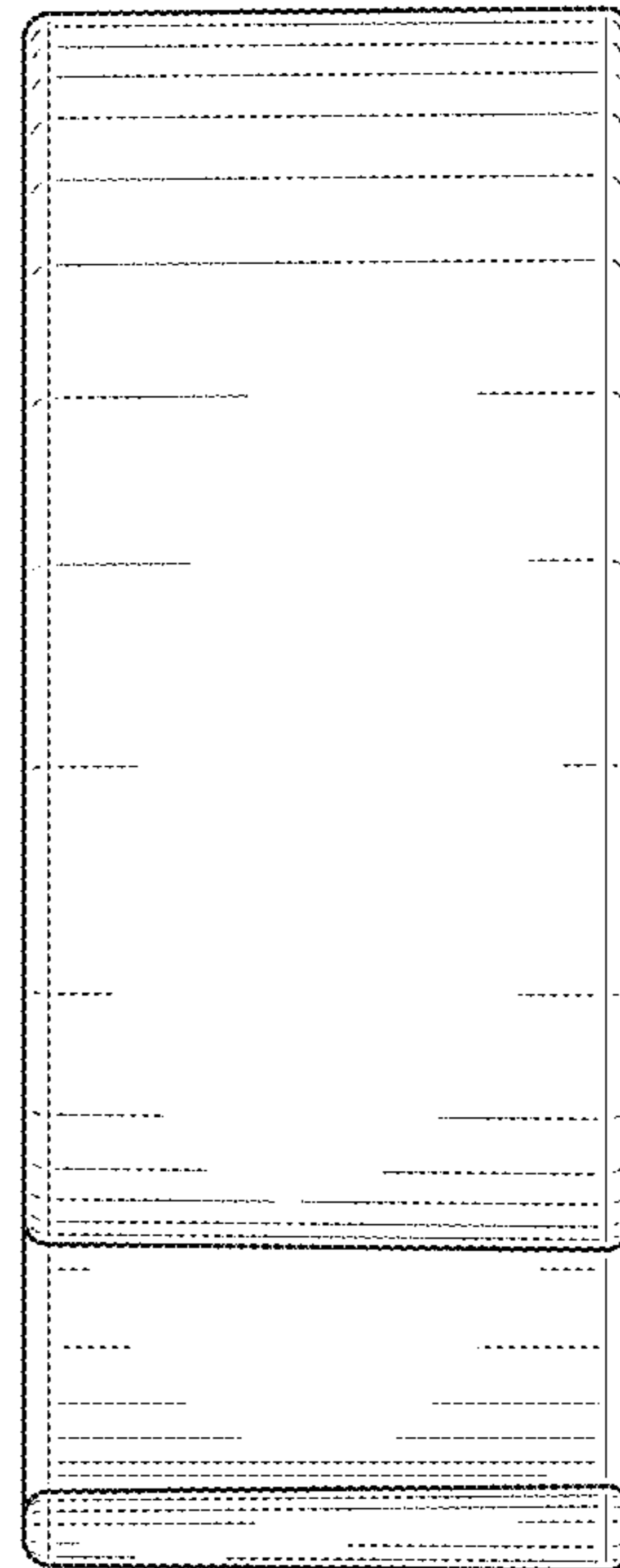


FIG. 6