



US00D819759S

(12) **United States Design Patent**
Yen

(10) **Patent No.:** **US D819,759 S**
(45) **Date of Patent:** **** Jun. 5, 2018**

(54) **WOBBLE TOY BALL**

(71) Applicant: **GAINMAX LIMITED**, Hong Kong
(HK)

(72) Inventor: **Chun-Teng Yen**, Hong Kong (HK)

(73) Assignee: **GAINMAX LIMITED**, Hong Kong
(HK)

(**) Term: **15 Years**

(21) Appl. No.: **29/592,128**

(22) Filed: **Jan. 26, 2017**

(51) **LOC (11) Cl.** **21-02**

(52) **U.S. Cl.**
USPC **D21/714**

(58) **Field of Classification Search**
USPC 119/707; 446/220-226, 227, 400, 431,
446/486, 4, 69, 269, 297, 321, 330,
446/397-399, 409, 437-439, 458, 475;
473/569-575, 576-580, 581-585,
473/586-591, 592-597, 598-603;
D11/121, 125, 48; D21/398, 405, 466,
D21/468, 498, 483, 630, 659, 579-584,
D21/662, 678, 707-714, 716, 788;
D30/160; D9/668, 519; D10/2, 6, 10, 22
CPC A63B 41/08; A63B 43/008
See application file for complete search history.

(56) **References Cited**

U.S. PATENT DOCUMENTS

D373,744 S * 9/1996 Wotton D11/121
D390,293 S * 2/1998 Pardorf D21/468
D496,077 S * 9/2004 Rutherford D21/623

D565,807 S * 4/2008 Rutherford D21/629
D576,359 S * 9/2008 Rutherford D21/629
D580,994 S * 11/2008 Johansson D21/713
D588,022 S * 3/2009 Hocherman D10/15
D675,679 S * 2/2013 Soriano D21/398
D686,673 S * 7/2013 Soriano D21/398
D707,303 S * 6/2014 Saber D21/398
D709,563 S * 7/2014 Baumann D21/398
D731,003 S * 6/2015 Palmer D21/604
D785,102 S * 4/2017 Ruffin, Jr. D21/655
D786,512 S * 5/2017 Anderson D21/576
2010/0015884 A1* 1/2010 Yang A63H 3/40
446/330

* cited by examiner

Primary Examiner — Cynthia Ramirez

Assistant Examiner — Michael A Maharajh

(74) *Attorney, Agent, or Firm* — Maschoff Brennan


(57) **CLAIM**

The ornamental design for a wobbly toy ball, as shown and described.

DESCRIPTION

FIG. 1 is a front perspective view of a toy ball showing my new design;
FIG. 3 is a rear perspective view thereof;
FIG. 3 is a front side view thereof;
FIG. 4 is a rear side view thereof;
FIG. 5 is a left side view thereof;
FIG. 6 is a right view thereof;
FIG. 7 is a top view thereof; and,
FIG. 8 is a bottom view thereof.
The broken lines are for the purpose of illustrating portions of the wobble toy ball and form no part of the claimed design.

1 Claim, 8 Drawing Sheets






FIG. 1




FIG.2




FIG.3




FIG.4

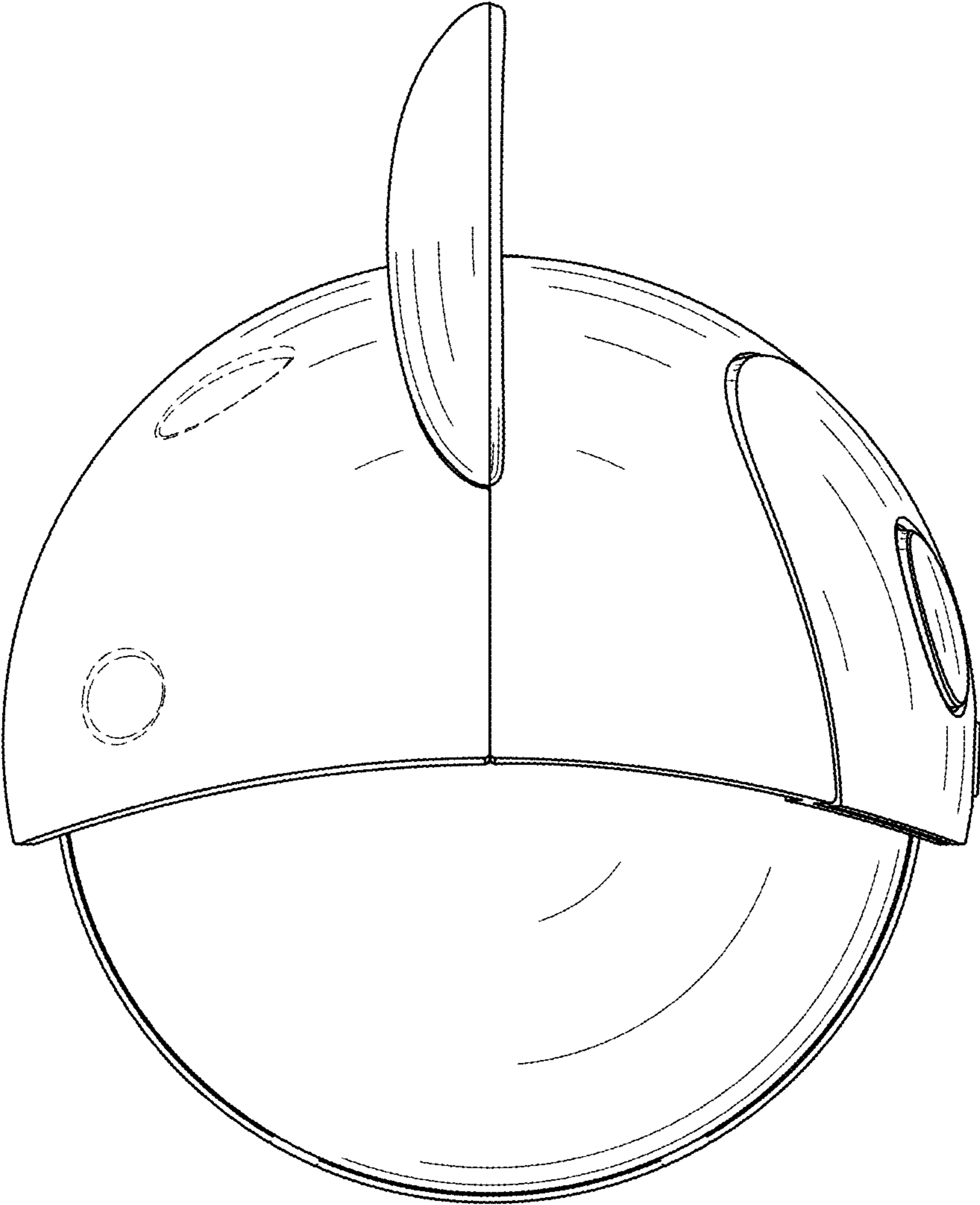


FIG.5

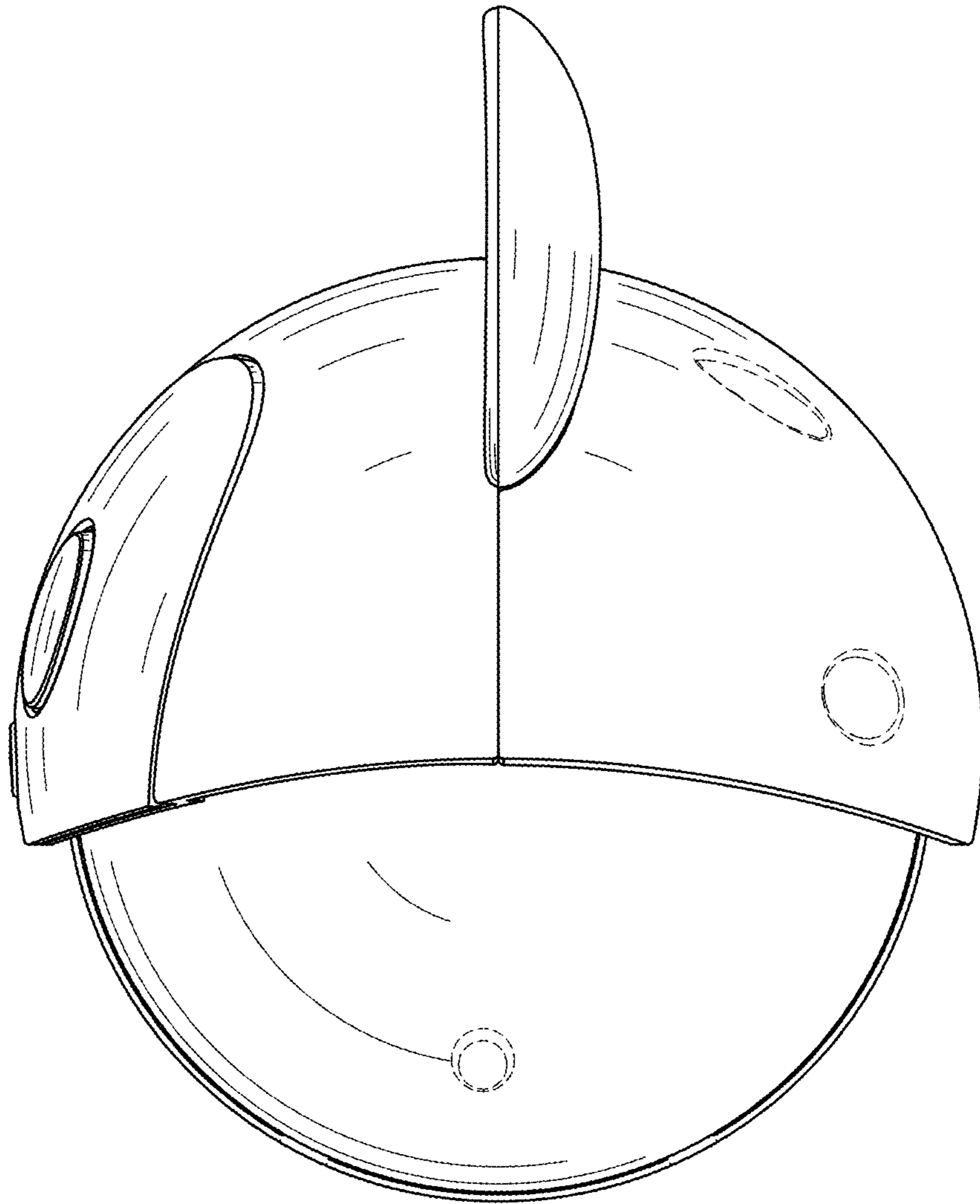


FIG.6

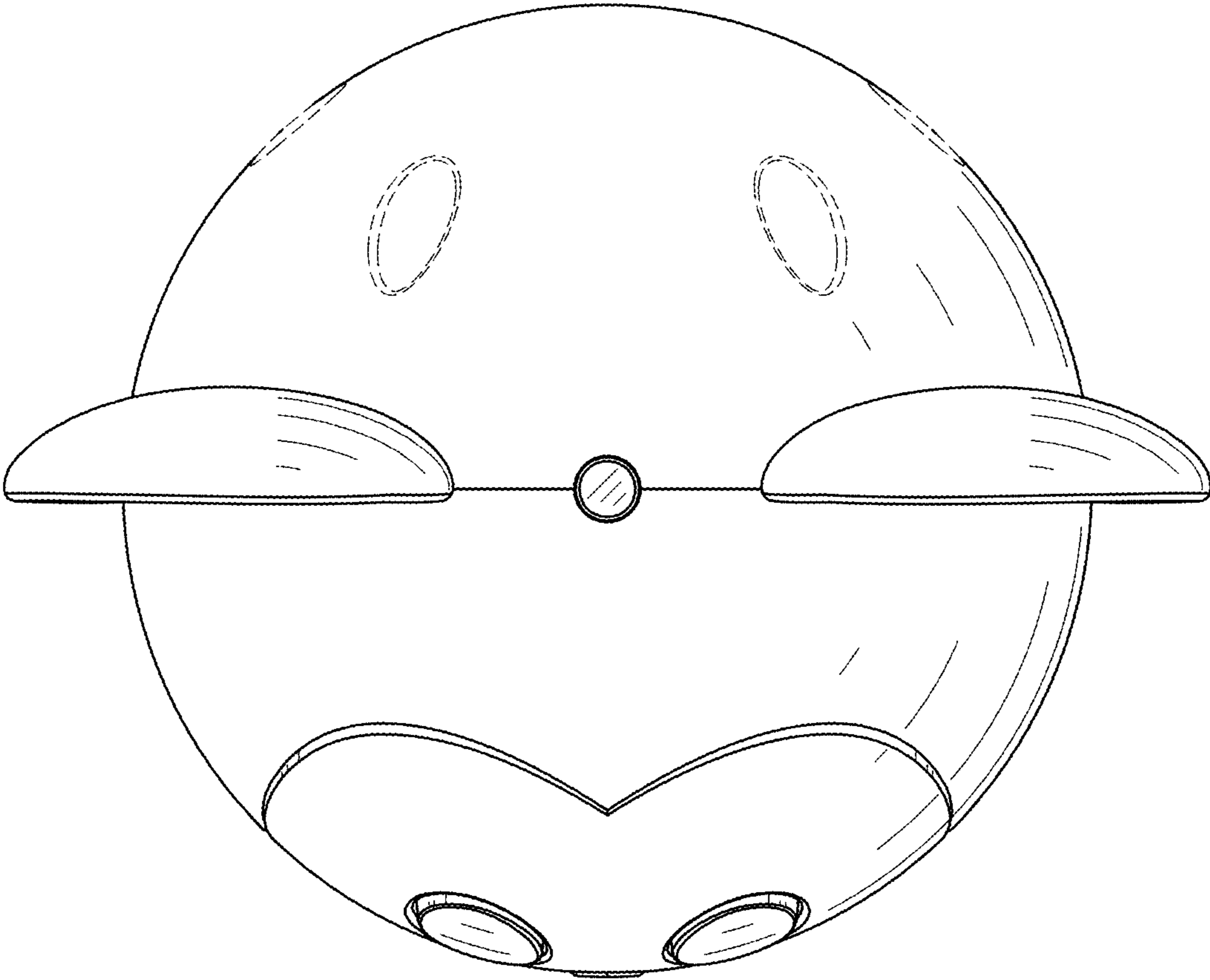


FIG. 7

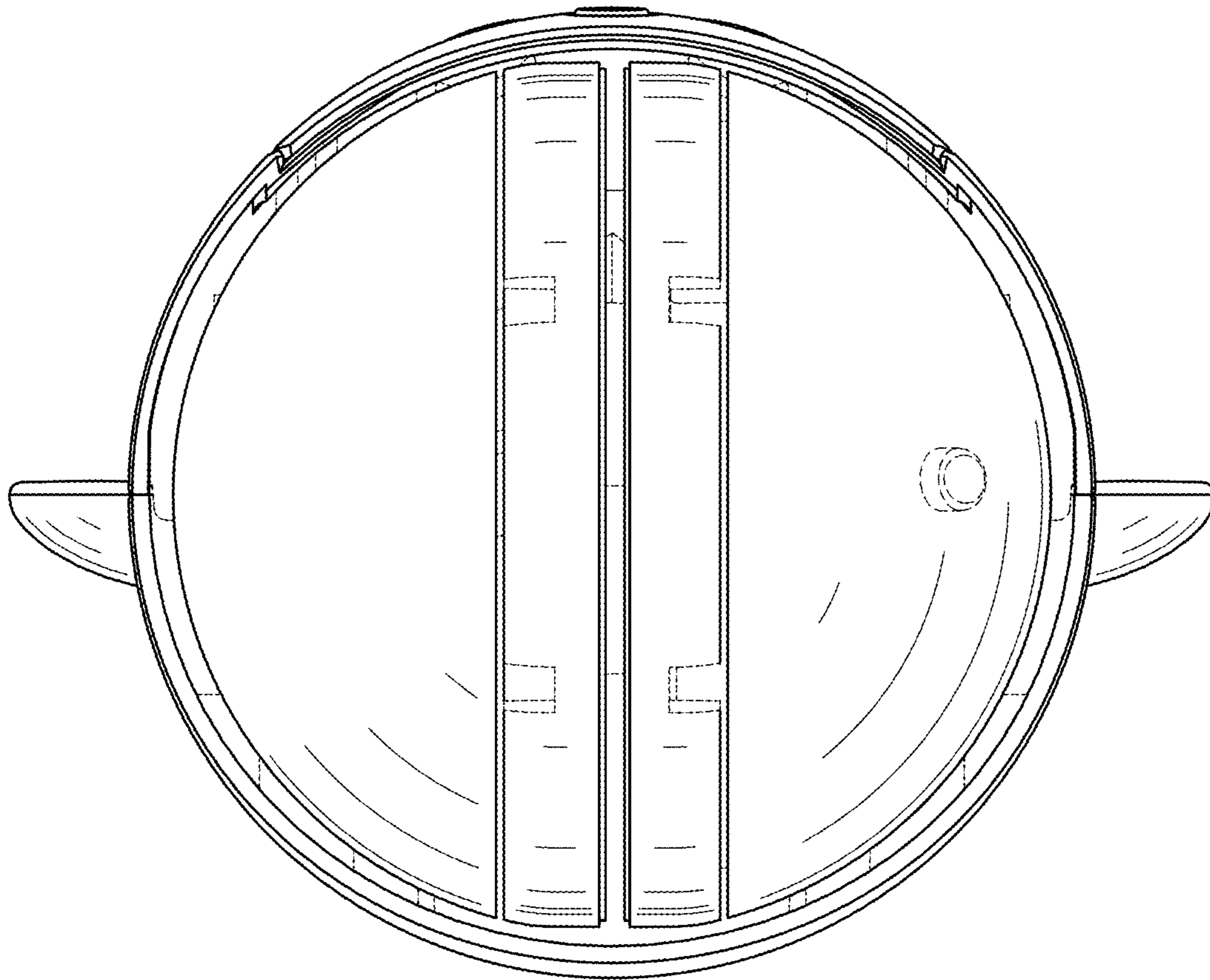


FIG. 8