



US00D819739S

(12) **United States Design Patent** (10) **Patent No.:** **US D819,739 S**  
**Broen et al.** (45) **Date of Patent:** **\*\* Jun. 5, 2018**

(54) **VENDING MACHINE**  
(71) Applicant: **PepsiCo, Inc.**, Purchase, NY (US)  
(72) Inventors: **Martin Eduardo Broen**, New York, NY (US); **Stephen Lim**, Chappaqua, NY (US); **Klaus Rosburg**, Brooklyn, NY (US)  
(73) Assignee: **PepsiCo, Inc.**, Purchase, NY (US)

D664,171 S \* 7/2012 Gentry, Jr. .... D15/145  
D671,574 S 11/2012 Jafa et al.  
D671,575 S 11/2012 Jafa et al.  
D671,576 S 11/2012 Jafa et al.  
D727,055 S 4/2015 Bogner et al.  
D728,026 S 4/2015 Broen et al.  
D763,355 S 8/2016 Stolarz et al.  
9,446,904 B2 \* 9/2016 Koenigsnecht ..... B65G 33/04  
2009/0090734 A1 \* 4/2009 Wittern, Jr. .... F25D 17/065  
221/1

(Continued)

(\*\*) Term: **15 Years**

FOREIGN PATENT DOCUMENTS

(21) Appl. No.: **29/549,145**

JP 685112 S 8/1986  
JP 1064542 S 3/2000

(22) Filed: **Dec. 18, 2015**

(Continued)

(51) **LOC (11) Cl.** ..... **20-01**

OTHER PUBLICATIONS

(52) **U.S. Cl.**

USPC ..... **D20/8**

U.S. Appl. No. 29/562,652, filed Apr. 27, 2015; Broen et al.

(58) **Field of Classification Search**

USPC ..... D20/1-9; D15/79, 81, 89; D99/28

CPC ..... G07F 7/0609; G07F 7/069; G07F 9/026;

G07F 9/10; G07F 9/16; G07F 11/00;

G07F 11/005; G07F 11/007; G07F 11/02;

G07F 11/04; G07F 11/10; G07F 11/14;

G07F 11/32; G07F 11/46; G07F 11/62;

G07F 5/00; G07F 5/18

See application file for complete search history.

*Primary Examiner* — Mary Ann Calabrese  
(74) *Attorney, Agent, or Firm* — Sterne, Kessler, Goldstein & Fox P.L.L.C.

(57) **CLAIM**

The ornamental design for a vending machine, as shown and described.

**DESCRIPTION**

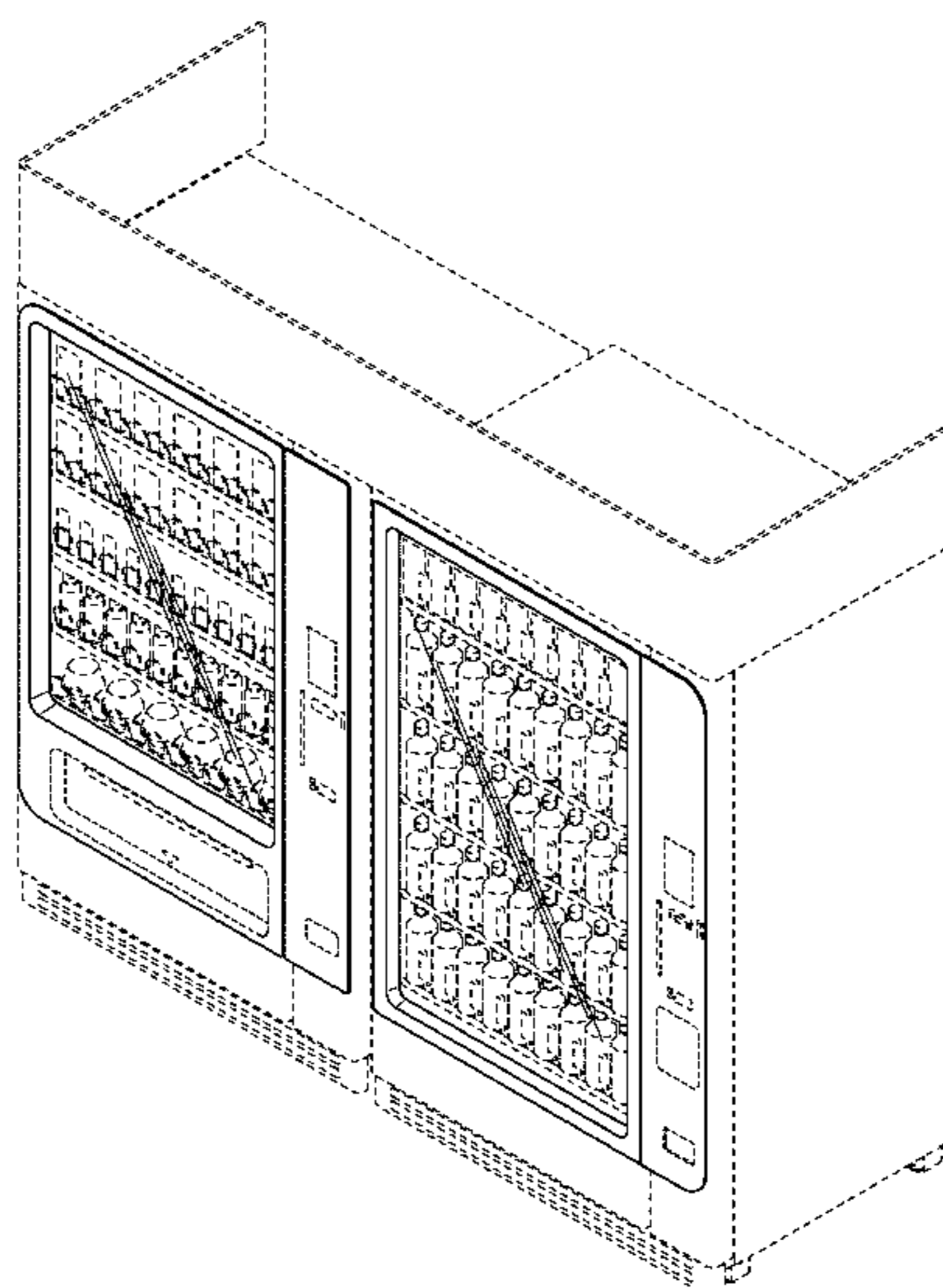
(56) **References Cited**

U.S. PATENT DOCUMENTS

2,389,283 A 11/1945 Stewart  
D193,529 S \* 9/1962 Moore et al. .... D20/4  
4,320,933 A 3/1982 Felix et al.  
4,377,049 A 3/1983 Simon et al.  
D271,107 S 10/1983 Trulaske  
4,973,109 A \* 11/1990 Diedrich ..... G07F 9/10  
194/350  
D372,036 S \* 7/1996 Timura ..... D15/81  
5,699,262 A \* 12/1997 Lang ..... G07F 7/069  
194/906  
D434,446 S 11/2000 Hanyuda et al.

FIG. 1 is a top front perspective view of a vending machine showing the claimed design;  
FIG. 2 is a front view thereof;  
FIG. 3 is a rear view thereof;  
FIG. 4 is a left side view thereof;  
FIG. 5 is a right side view thereof;  
FIG. 6 is a top view thereof; and,  
FIG. 7 is a bottom view thereof.  
The broken lines in the figures show portions of the vending machine that form no part of the claimed design.

**1 Claim, 5 Drawing Sheets**



(56)

**References Cited**

U.S. PATENT DOCUMENTS

2013/0331979 A1\* 12/2013 Koenigsknecht ..... B65G 33/04  
700/225

FOREIGN PATENT DOCUMENTS

JP 1101204 S 2/2001  
KR 300347256 3/2004

\* cited by examiner

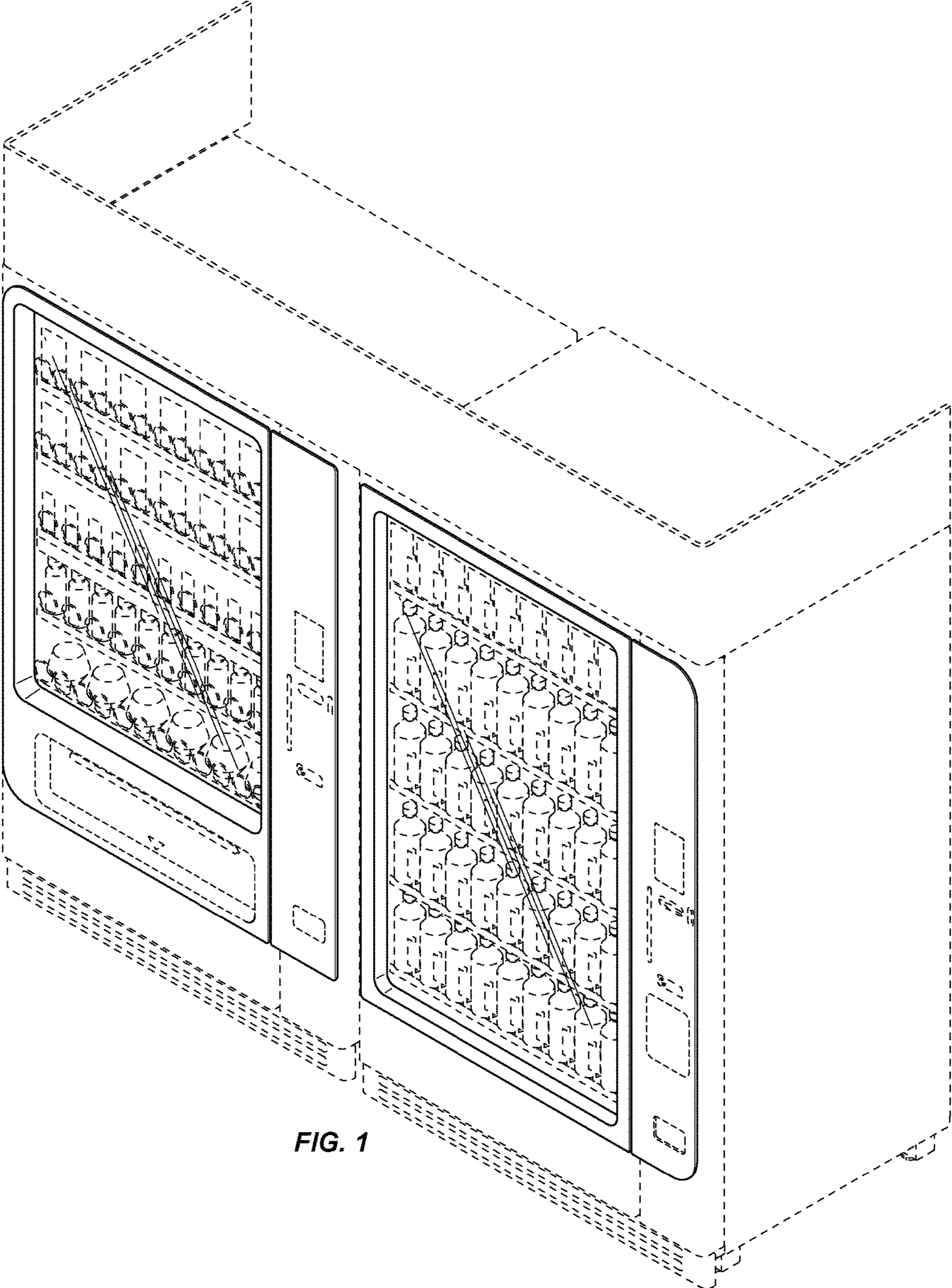
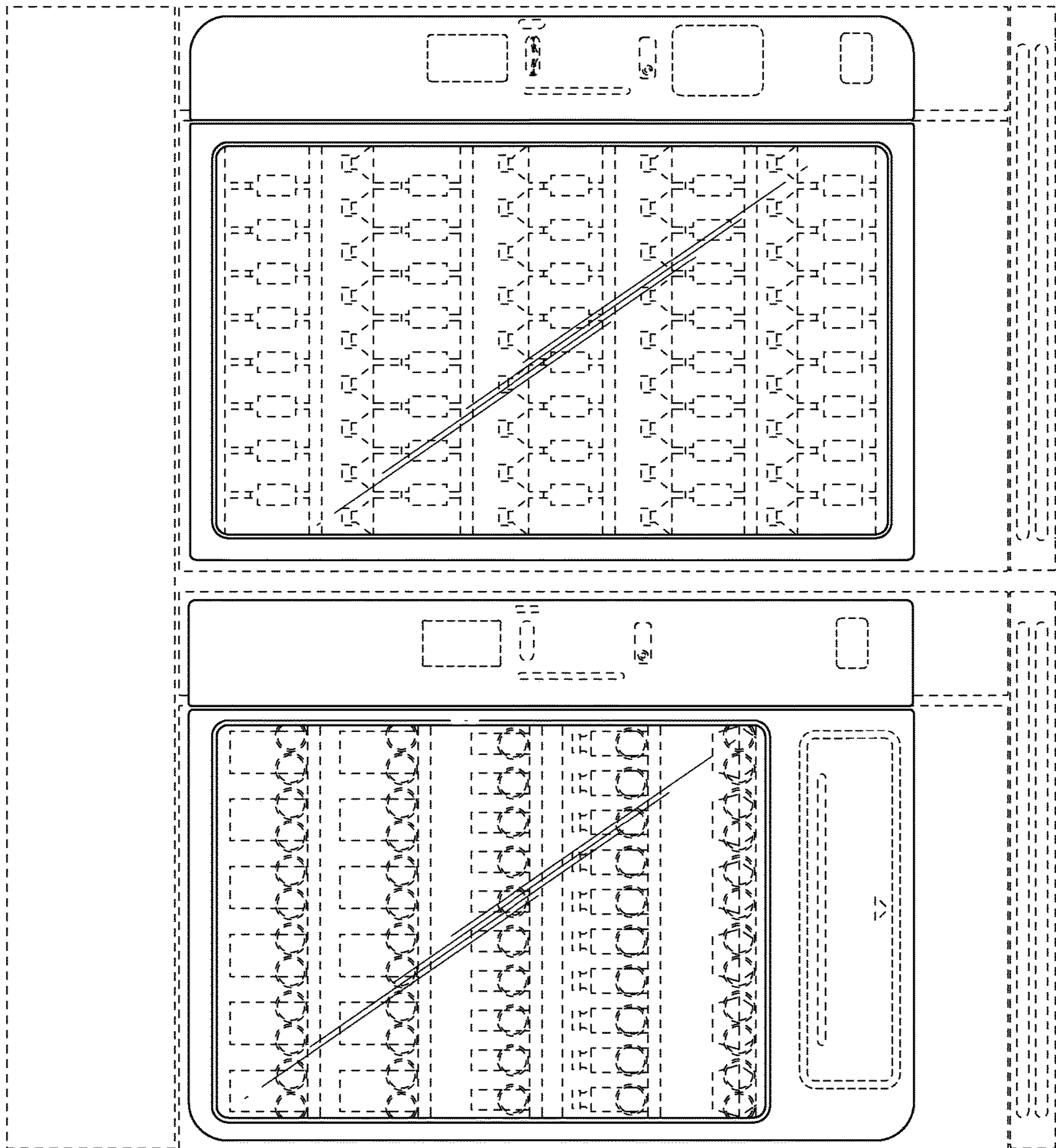


FIG. 1






FIG. 3




FIG. 5




FIG. 4

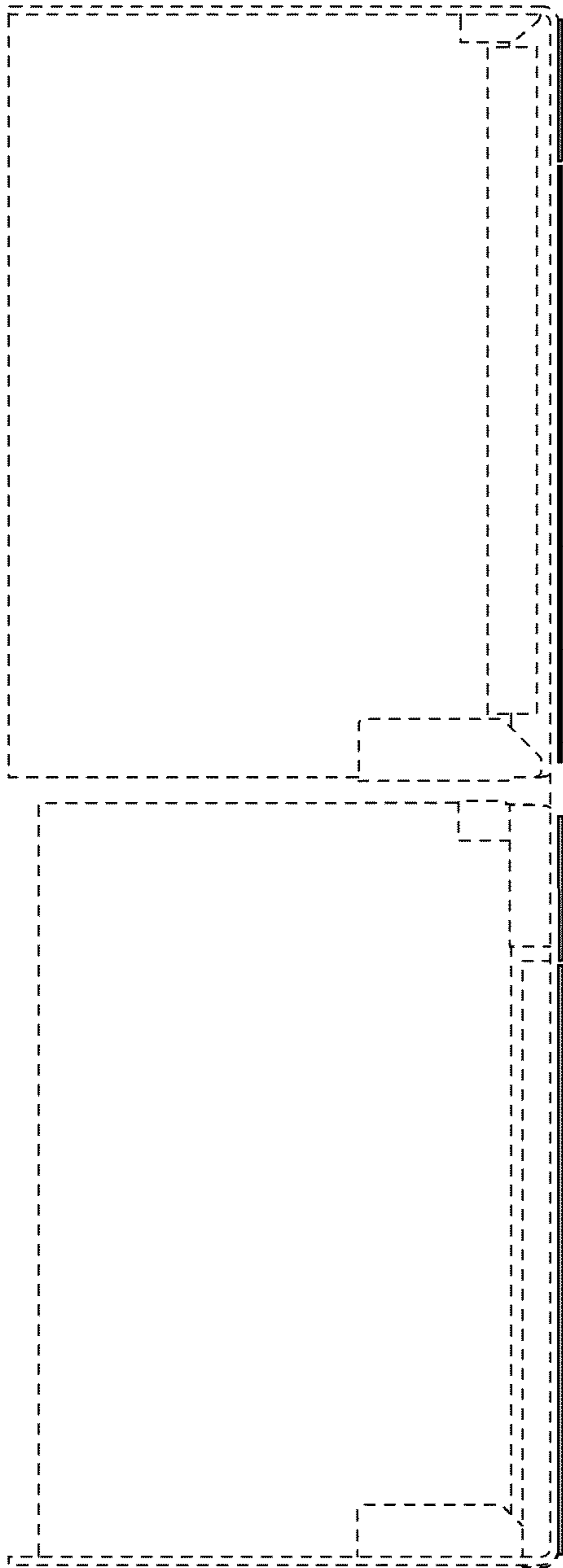


FIG. 6

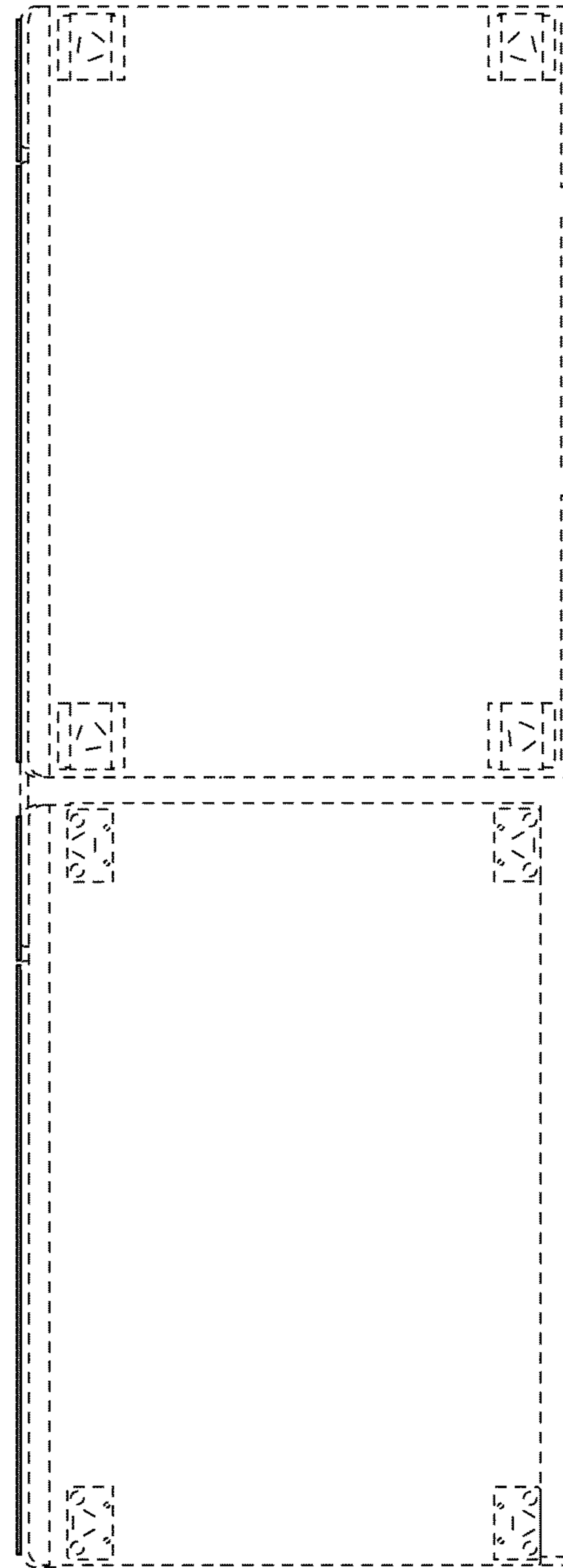


FIG. 7