



US00D819734S

(12) **United States Design Patent** (10) **Patent No.:** **US D819,734 S**
Enterline (45) **Date of Patent:** **** Jun. 5, 2018**

(54) **DAUBER**
(71) Applicant: **Maugus Manufacturing, Inc.**,
Lancaster, PA (US)
(72) Inventor: **Jason M. Enterline**, Columbia, PA
(US)
(73) Assignee: **Maugus Manufacturing, Inc.**,
Lancaster, PA (US)
(**) Term: **15 Years**
(21) Appl. No.: **29/587,812**
(22) Filed: **Dec. 15, 2016**
(51) **LOC (11) Cl.** **19-99**
(52) **U.S. Cl.**
USPC **D19/66**
(58) **Field of Classification Search**
USPC D32/40, 42, 51; D9/726; D24/114, 116,
D24/124, 176; D19/65, 66, 70, 99;
D28/7, 63, 64.4, 91.2
CPC B65D 51/32; C09J 9/005; C09J 107/00
See application file for complete search history.

D294,073 S * 2/1988 Lin D32/51
D353,940 S * 1/1995 Joyner D28/63
D468,539 S * 1/2003 Petner D4/119
D632,085 S * 2/2011 Kroehl D4/128
2009/0092436 A1* 4/2009 Mercier B65D 51/32
401/122

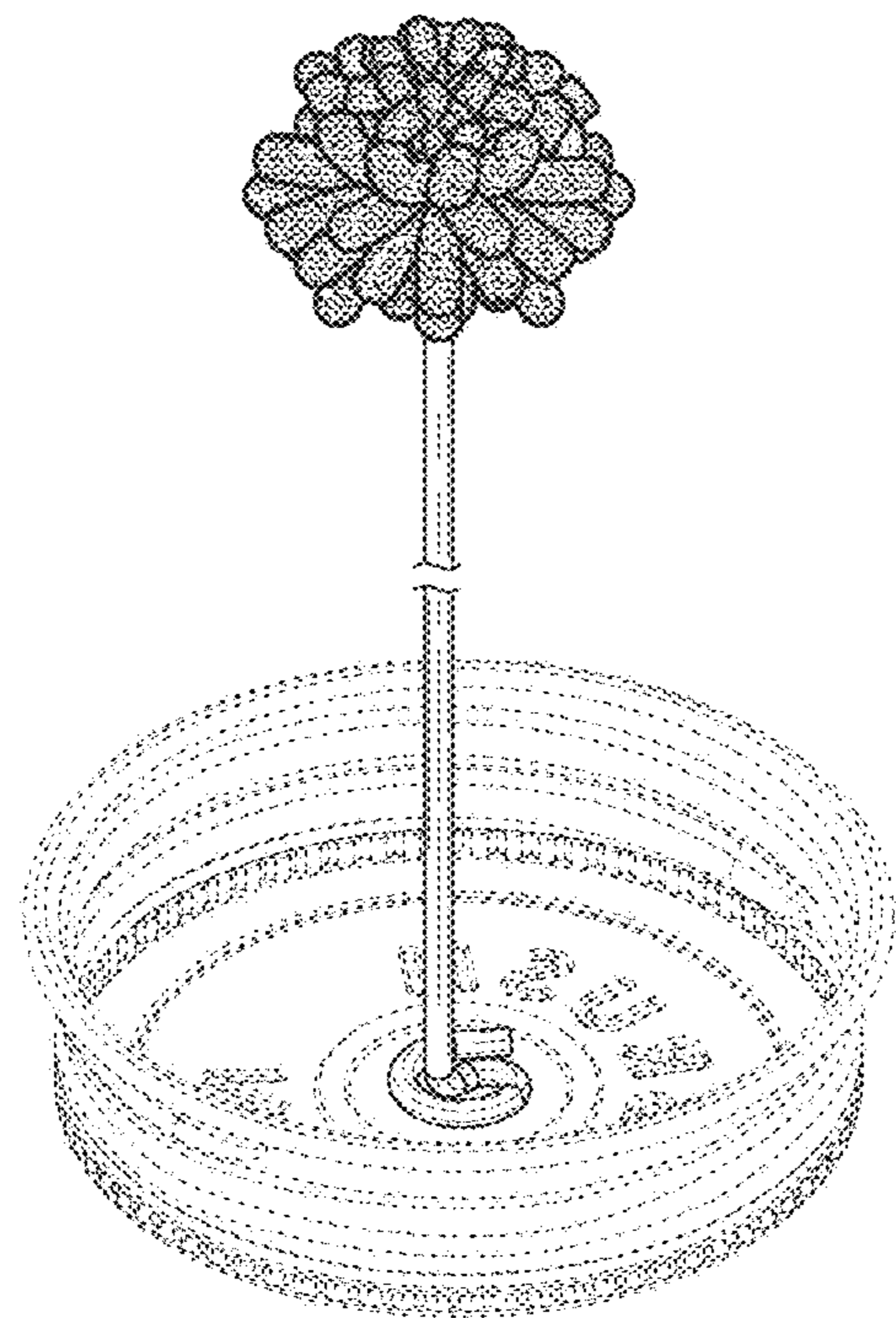
* cited by examiner
Primary Examiner — Cynthia Ramirez
Assistant Examiner — Andrew Kerr
(74) *Attorney, Agent, or Firm* — Barley Snyder

(57) **CLAIM**
The ornamental design for a dauber, as shown and described.

DESCRIPTION
FIG. 1 is a front, top and right side perspective view of a dauber showing my new design;
FIG. 2 is a right side elevational view thereof;
FIG. 3 is a left side elevational view thereof;
FIG. 4 is a rear elevational view thereof;
FIG. 5 is a front elevational view thereof;
FIG. 6 is a top plan view thereof;
FIG. 7 is a bottom plan view thereof; and,
FIG. 8 is a front, bottom and right side perspective view thereof.
The broken lines shown in the drawings depict portions of the dauber that form no part of the claimed design.
The dauber is shown with a symbolic break in its length. The appearance of any portion of the article between the break lines forms no part of the claimed design.

(56) **References Cited**
U.S. PATENT DOCUMENTS
1,618,977 A * 3/1927 Codina B43M 11/06
401/129
D181,696 S * 12/1957 Williams D32/51
2,975,452 A * 3/1961 Doull A47L 23/04
15/209.1
D277,512 S * 2/1985 Colognori D28/63
D280,448 S * 9/1985 Colognori D24/211

1 Claim, 4 Drawing Sheets



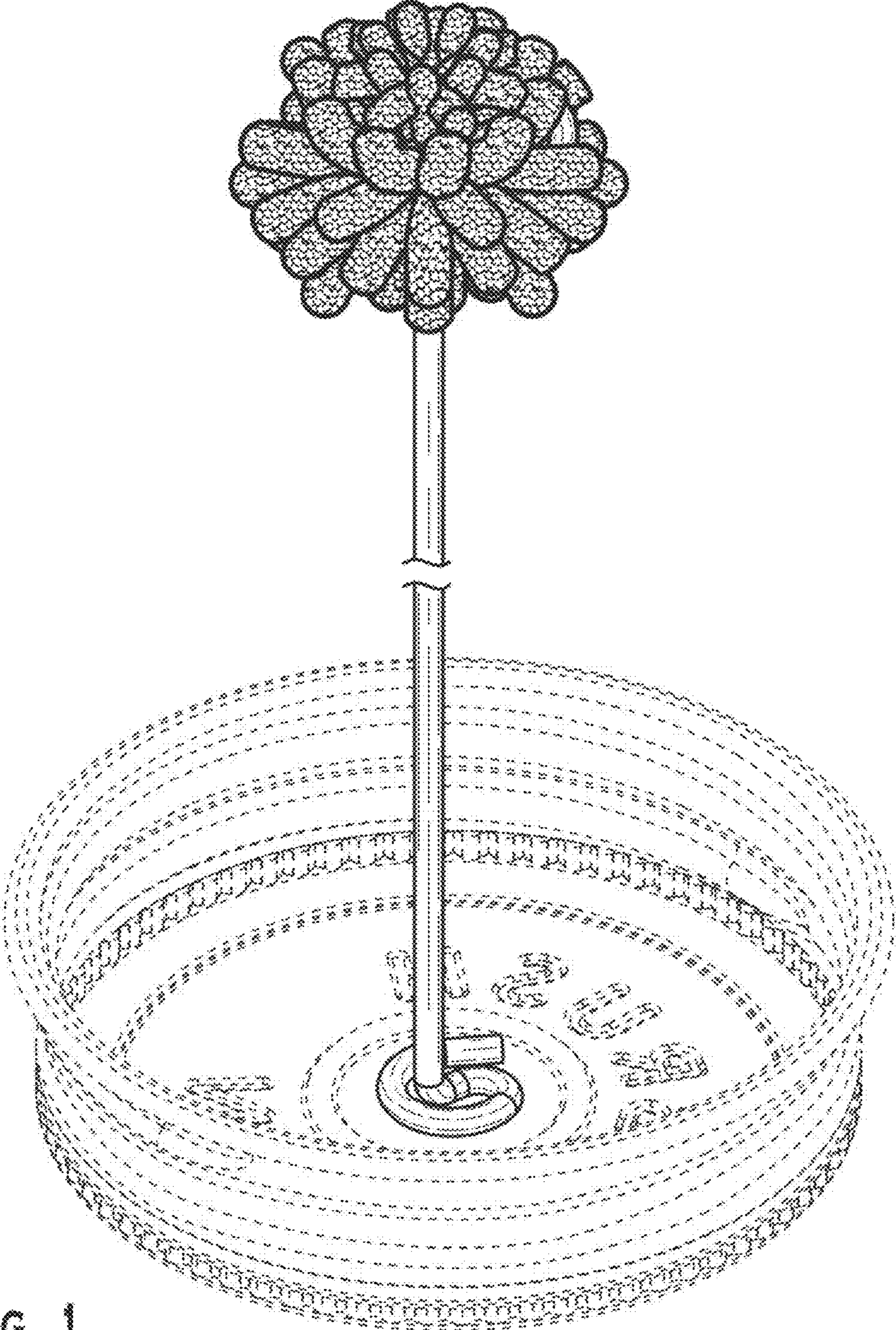


FIG. 1

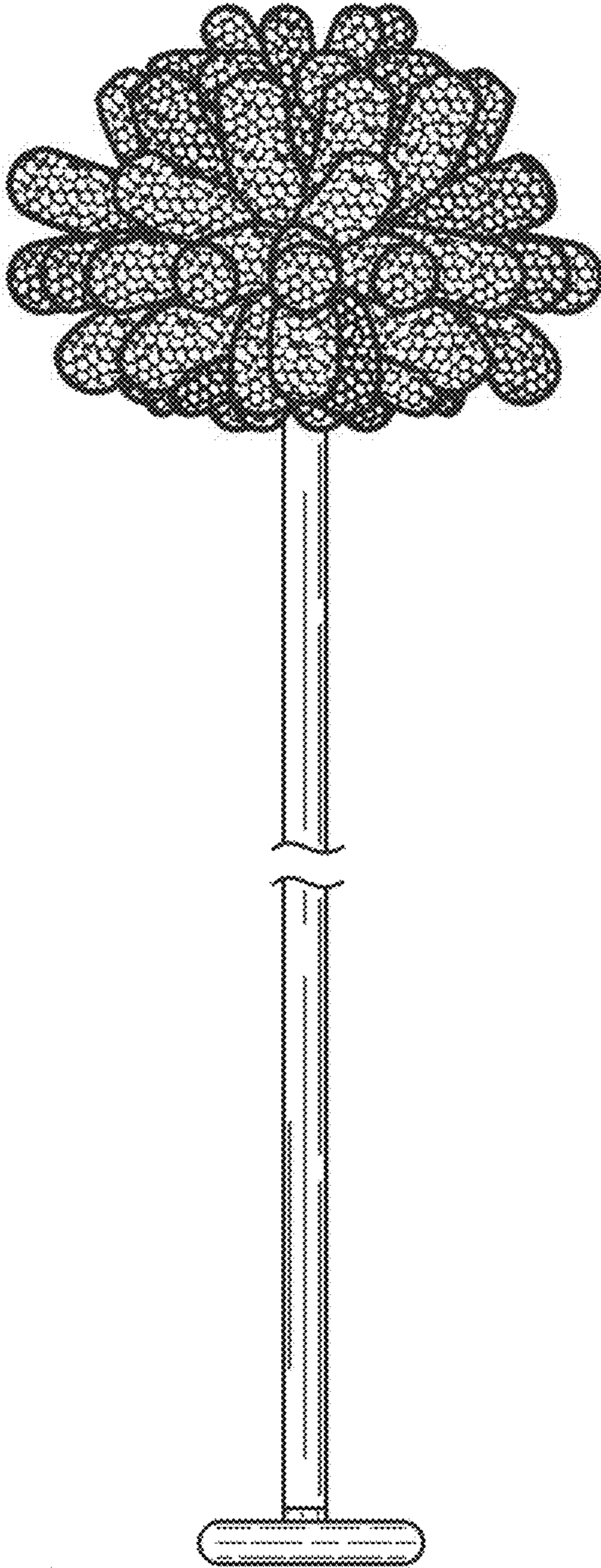


FIG. 2

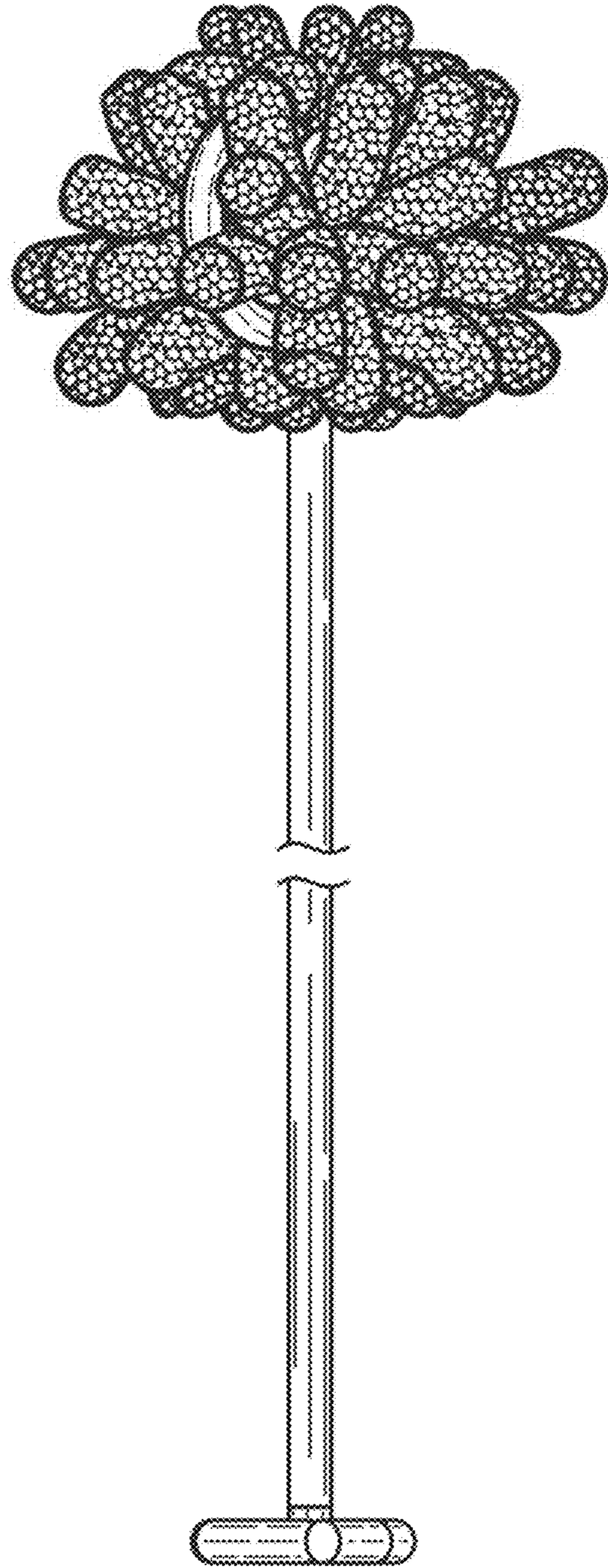


FIG. 3

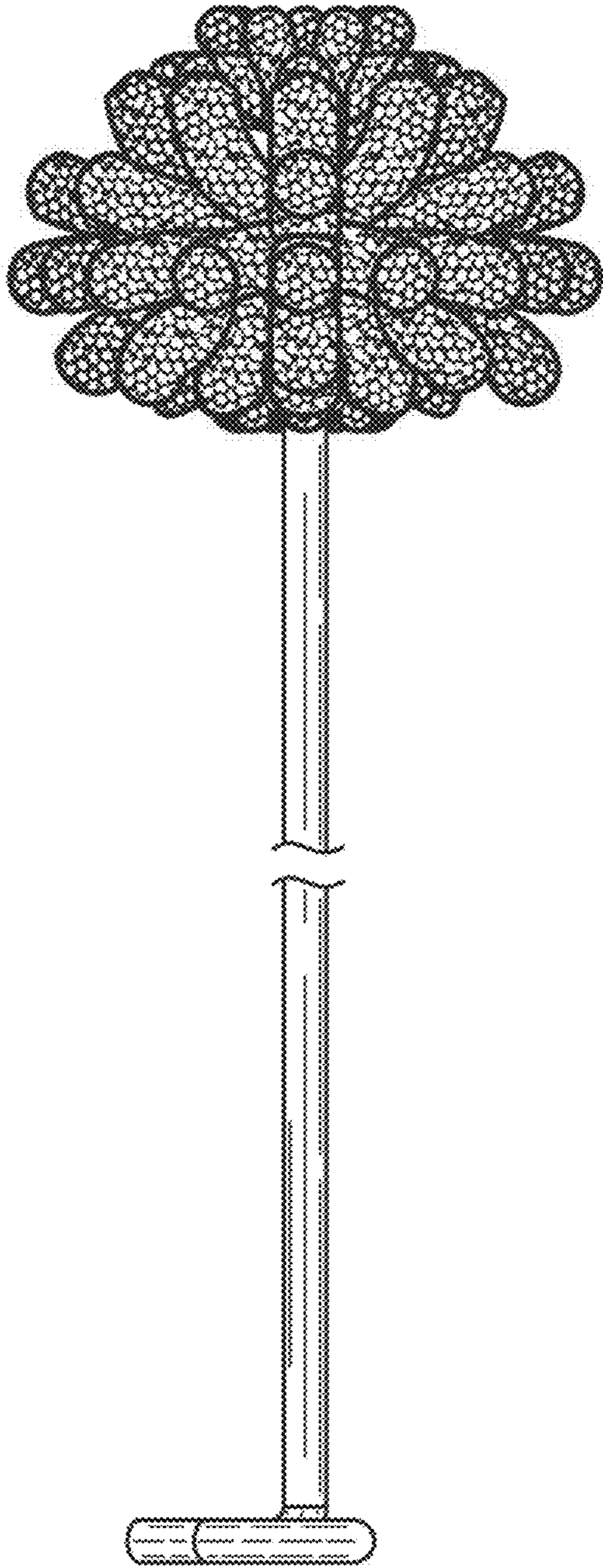


FIG. 4

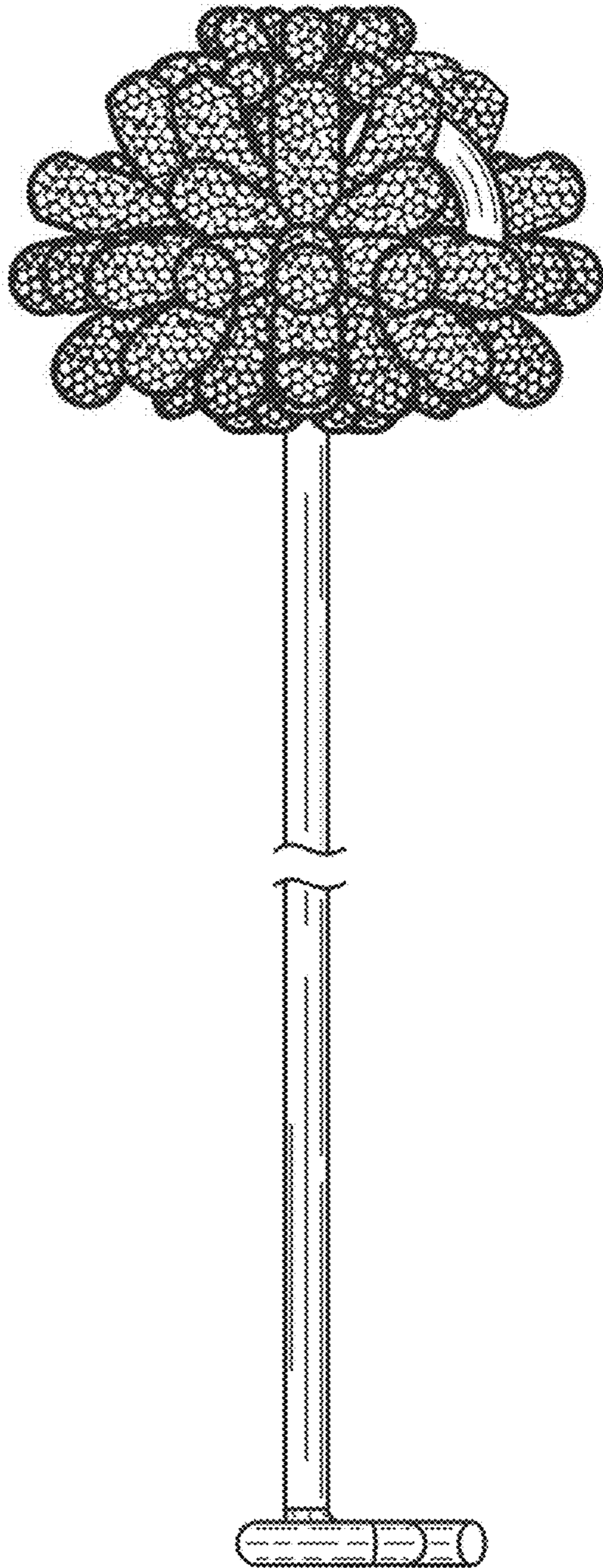


FIG. 5




FIG. 6




FIG. 7

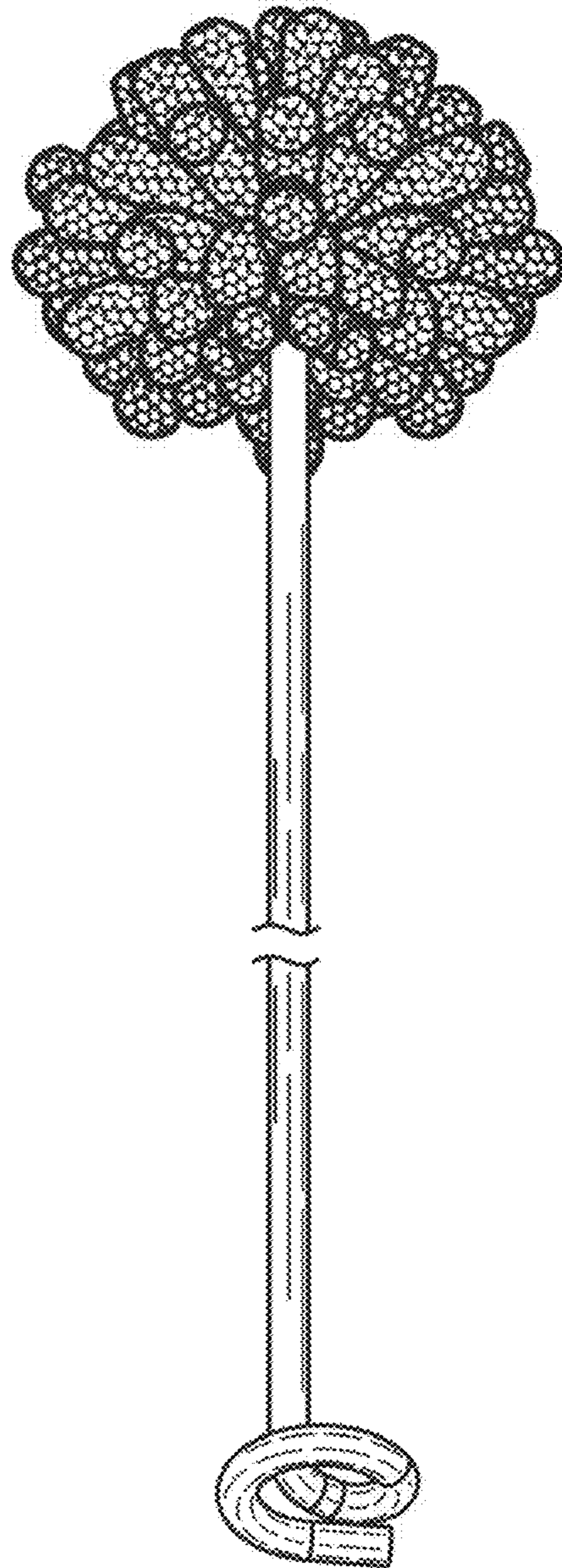


FIG. 8