



US00D819730S

(12) **United States Design Patent**
Flores et al.

(10) **Patent No.:** **US D819,730 S**
(45) **Date of Patent:** **** Jun. 5, 2018**

(54) **BIRD CAGE GREETING CARD**

5/0142; A01K 31/00; A01K 31/06; A01K 31/07; A01K 31/08; A01K 39/00; A01K 39/02; A01K 39/04; A01K 39/06

(71) Applicant: **American Greetings Corporation**,
Cleveland, OH (US)

See application file for complete search history.

(72) Inventors: **Terry Flores**, Oberlin, OH (US); **Sarah Eklund**, Cleveland, OH (US)

(56) **References Cited**

(73) Assignee: **American Greetings Corporation**,
Cleveland, OH (US)

U.S. PATENT DOCUMENTS

(**) Term: **15 Years**

D452,049 S * 12/2001 Stokes D30/124
6,966,840 B2 * 11/2005 Nelson G08B 21/12
446/175
D515,247 S * 2/2006 Jung D30/127
9,245,461 B1 * 1/2016 Shlonsky B42D 15/022

(21) Appl. No.: **29/591,285**

* cited by examiner

(22) Filed: **Jan. 18, 2017**

Primary Examiner — Abraham Bahta

(51) **LOC (11) Cl.** **19-01**

(74) *Attorney, Agent, or Firm* — Christine Flanagan

(52) **U.S. Cl.**
USPC **D19/1**

(58) **Field of Classification Search**

(57) **CLAIM**

The ornamental design for a bird cage greeting card, as shown and described.

USPC D19/1-8, 82, 100; 40/124.01-124.15, 40/582, 540, 443, 442, 902, 672, 617, 40/599, 331, 359, 360, 625, 717, 455, 40/124.191; 446/147; 362/806, 808; 428/42.1, 203-204, 913.3; 283/2-4, 283/74-75, 91, 103, 105-106; D20/10, D20/22, 42, 27, 40; 229/92, 92.1, 92.8, 229/116.1, 116.3, 116.5; D11/131, 117; D21/660, 606-608; 119/459-481, 487; D30/124, 116
CPC B42D 25/00; B42D 25/20; B42D 25/23; B42D 25/26; B42D 25/29; B42D 25/30; B42D 25/285; B42D 15/022; B42D 15/027; B42D 15/045; B42D 15/042; B42D 2033/00; B42D 2033/02; B42D 2033/04; B42D 2033/08; B42D 2033/10; B42D 2033/16; B42D 2033/18; B42D 2033/20; B42D 2033/22; B42D 2033/28; B42D 2033/30; A01K 5/00; A01K

DESCRIPTION

FIG. 1 is a perspective view of the bird cage greeting card showing my new design, in a closed position;
FIG. 2 is a front view thereof;
FIG. 3 is a rear view thereof;
FIG. 4 is a left side view thereof;
FIG. 5 is a right side view thereof;
FIG. 6 is a top view thereof;
FIG. 7 is bottom view thereof; and,
FIG. 8 is a perspective view of the bird cage greeting card in an open position.
The broken line showing of portions of the bird cage greeting card is included for the purpose of illustrating environmental structure and forms no part of the claimed design.

1 Claim, 6 Drawing Sheets






Fig. 1




Fig. 2

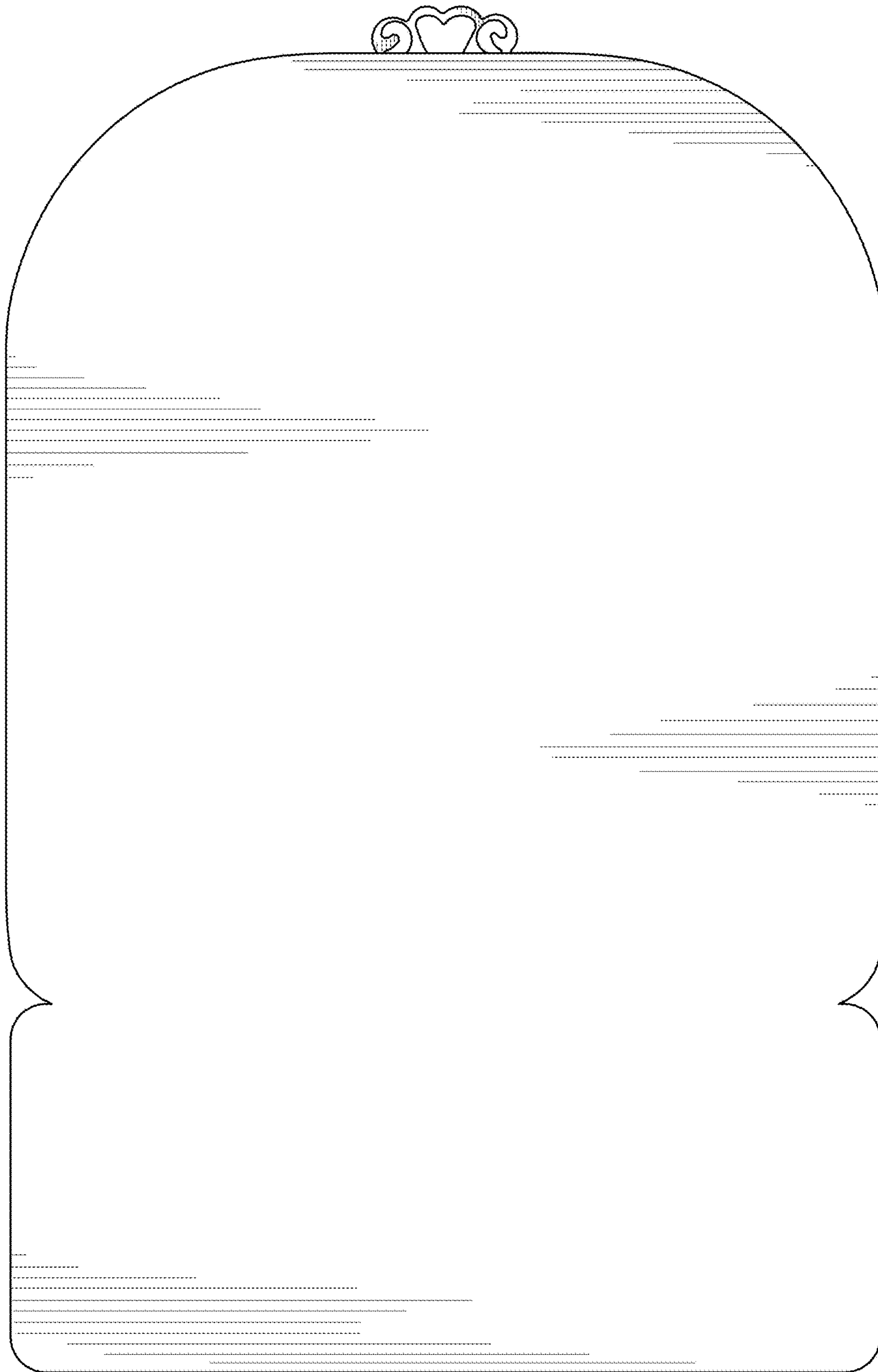


Fig. 3

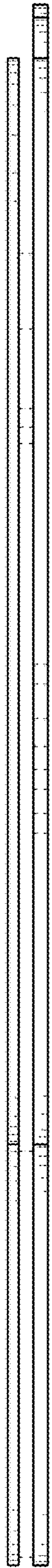


Fig. 4




Fig. 5




Fig. 6



Fig. 7

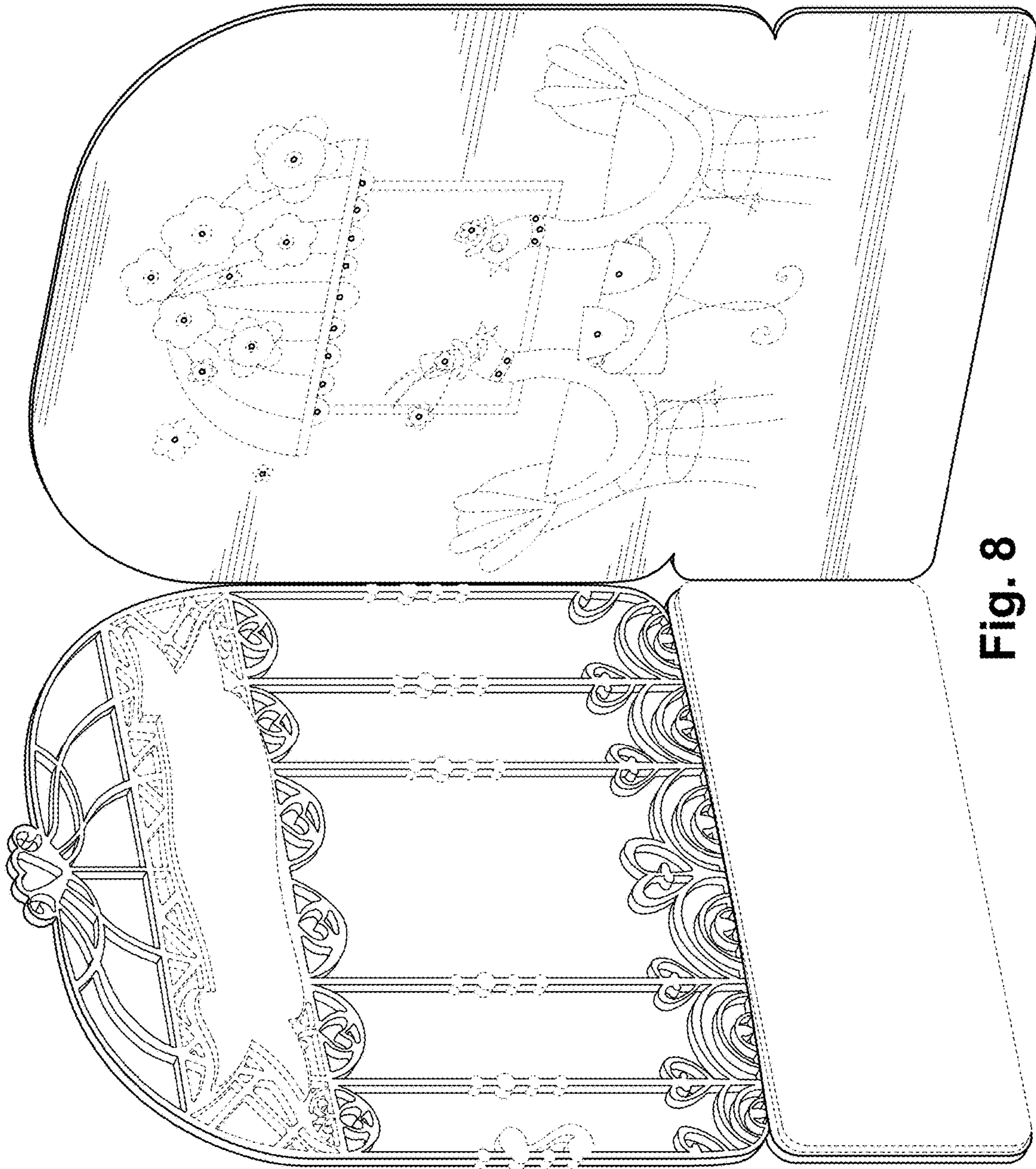


Fig. 8