



US00D819646S

(12) **United States Design Patent**  
**Jow et al.**

(10) **Patent No.:** **US D819,646 S**  
(45) **Date of Patent:** **\*\* Jun. 5, 2018**

(54) **COMPUTING DEVICE DISPLAY SCREEN WITH GRAPHICAL USER INTERFACE**

D804,509 S \* 12/2017 Hurst ..... D14/486  
2011/0317176 A1\* 12/2011 Isshiki ..... G06F 3/1205  
358/1.2  
2016/0209988 A1\* 7/2016 Ikegami ..... G06F 3/04842

(71) Applicant: **Uber Technologies, Inc.**, San Francisco, CA (US)

(72) Inventors: **Bryant Jow**, San Francisco, CA (US);  
**Mark Lamb**, St. Louis, CA (US)

(73) Assignee: **Uber Technologies, Inc.**, San Francisco, CA (US)

(\*\*) Term: **15 Years**

(21) Appl. No.: **29/561,487**

(22) Filed: **Apr. 15, 2016**

(51) **LOC (11) Cl.** ..... **14-04**

(52) **U.S. Cl.**  
USPC ..... **D14/485**

(58) **Field of Classification Search**  
USPC ..... D14/485–495  
CPC ..... G06F 3/0482; H04N 1/00456  
See application file for complete search history.

(56) **References Cited**

**U.S. PATENT DOCUMENTS**

D736,236 S *	8/2015	Lee	.....	D14/486
D744,496 S *	12/2015	Seo	.....	D14/485
D756,398 S *	5/2016	Ng	.....	D14/487
D757,062 S *	5/2016	Peng	.....	D14/486
D757,744 S *	5/2016	Kim	.....	D14/485
D777,763 S *	1/2017	Kaplan	.....	D14/486
D790,579 S *	6/2017	Hays	.....	D14/486
D791,817 S *	7/2017	Sun	.....	D14/488
D801,354 S *	10/2017	Lee	.....	D14/486

**OTHER PUBLICATIONS**

China, RGN 303719233, RGD Jun. 22, 2016, Peng bo.\*

\* cited by examiner

*Primary Examiner* — Richelle G Shelton

(74) *Attorney, Agent, or Firm* — Mahamedi IP Law LLP

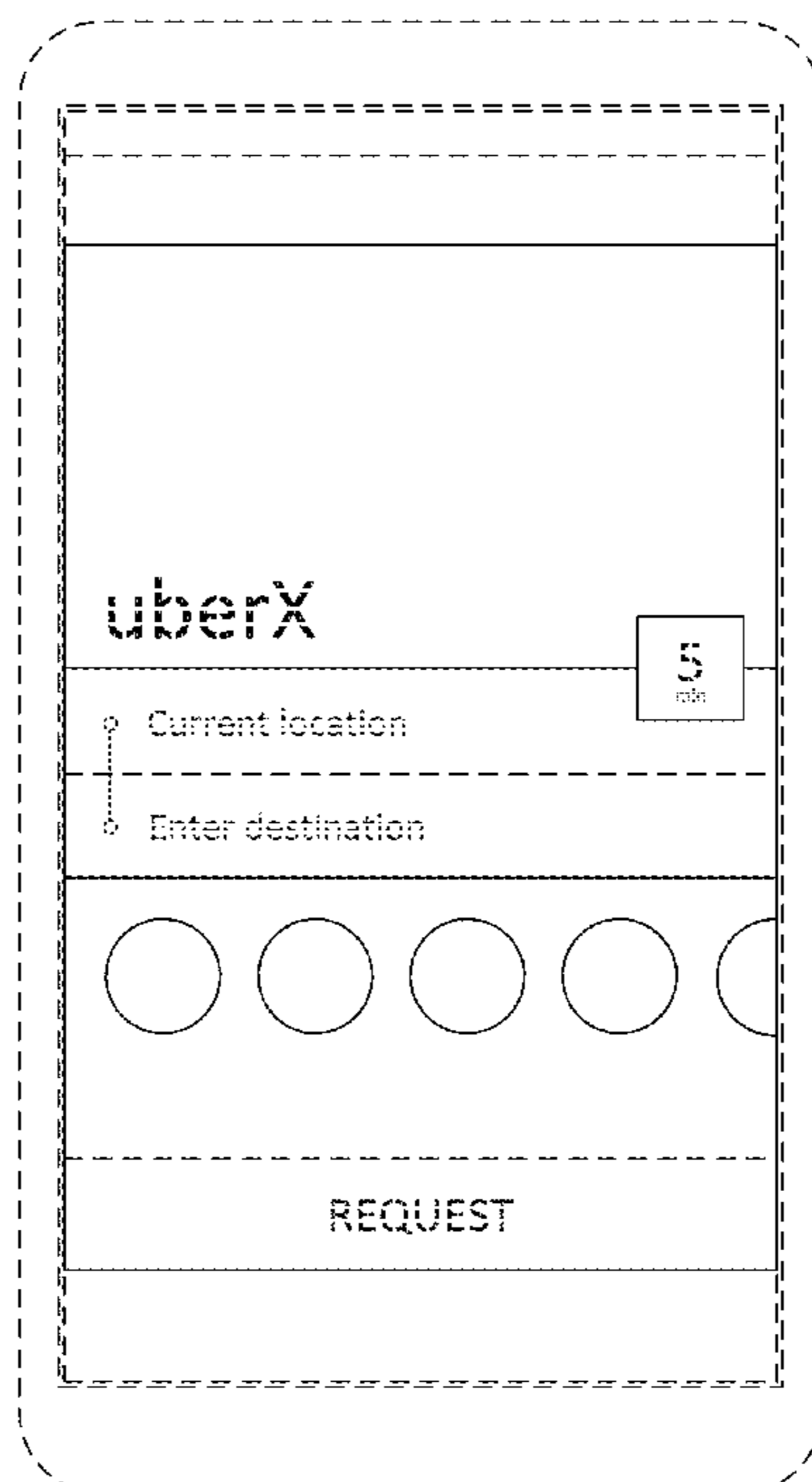
(57) **CLAIM**

The ornamental design for a computing device display screen with graphical user interface, as shown and described herein.

**DESCRIPTION**

FIG. 1 illustrates a computing device display screen with graphical user interface, according to a first embodiment. FIG. 2 illustrates a computing device display screen with graphical user interface, according to a second embodiment. FIG. 3 illustrates a computing device display screen with graphical user interface, according to a third embodiment; and, FIG. 4 illustrates a computing device display screen with graphical user interface, according to a fourth embodiment. The broken lines which depict the display screen and elements of the graphical user interface are provided for the purpose of illustrating environment and/or context, and form no part of the claimed design.

**1 Claim, 4 Drawing Sheets**



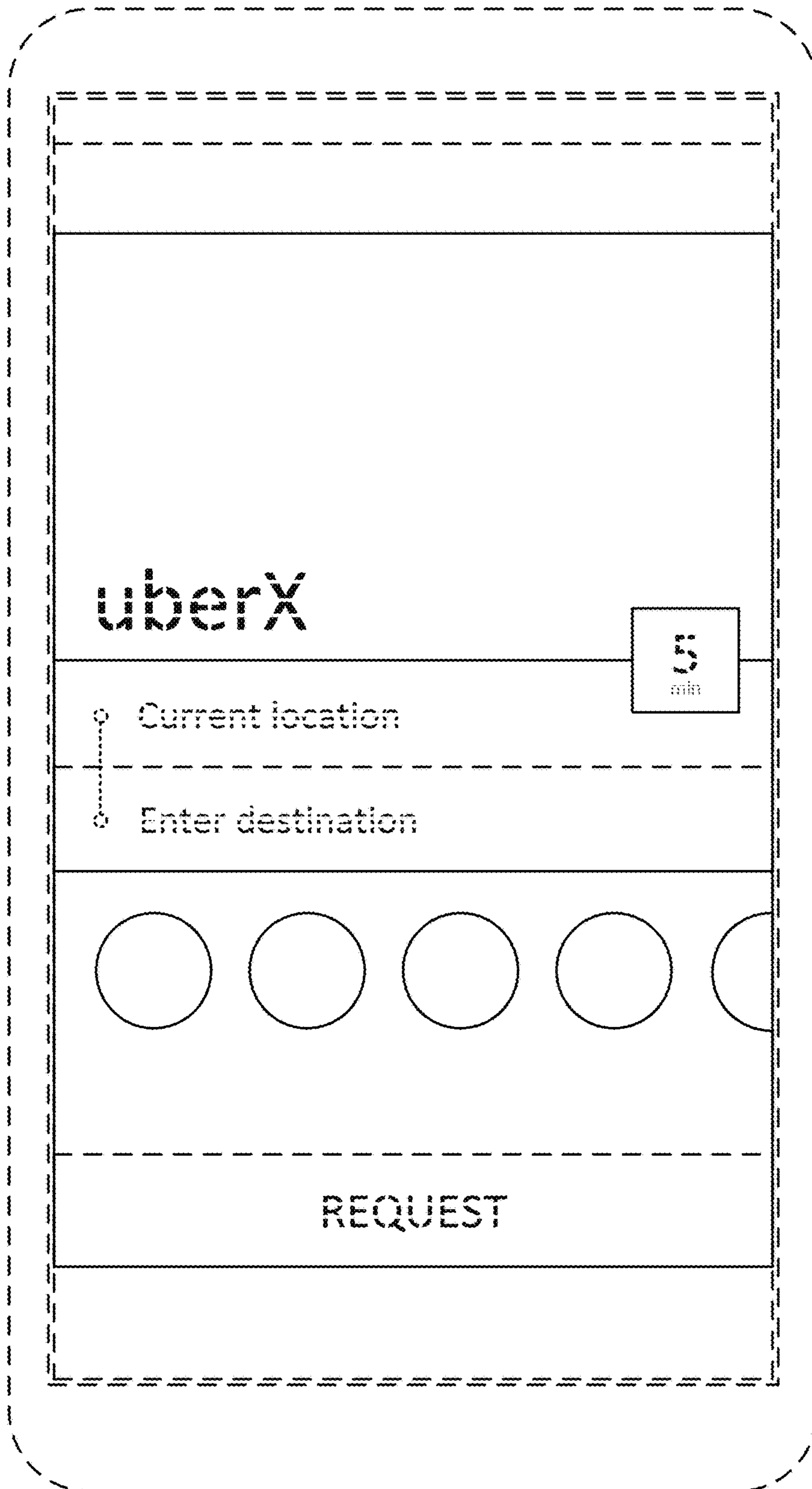


FIG. 1

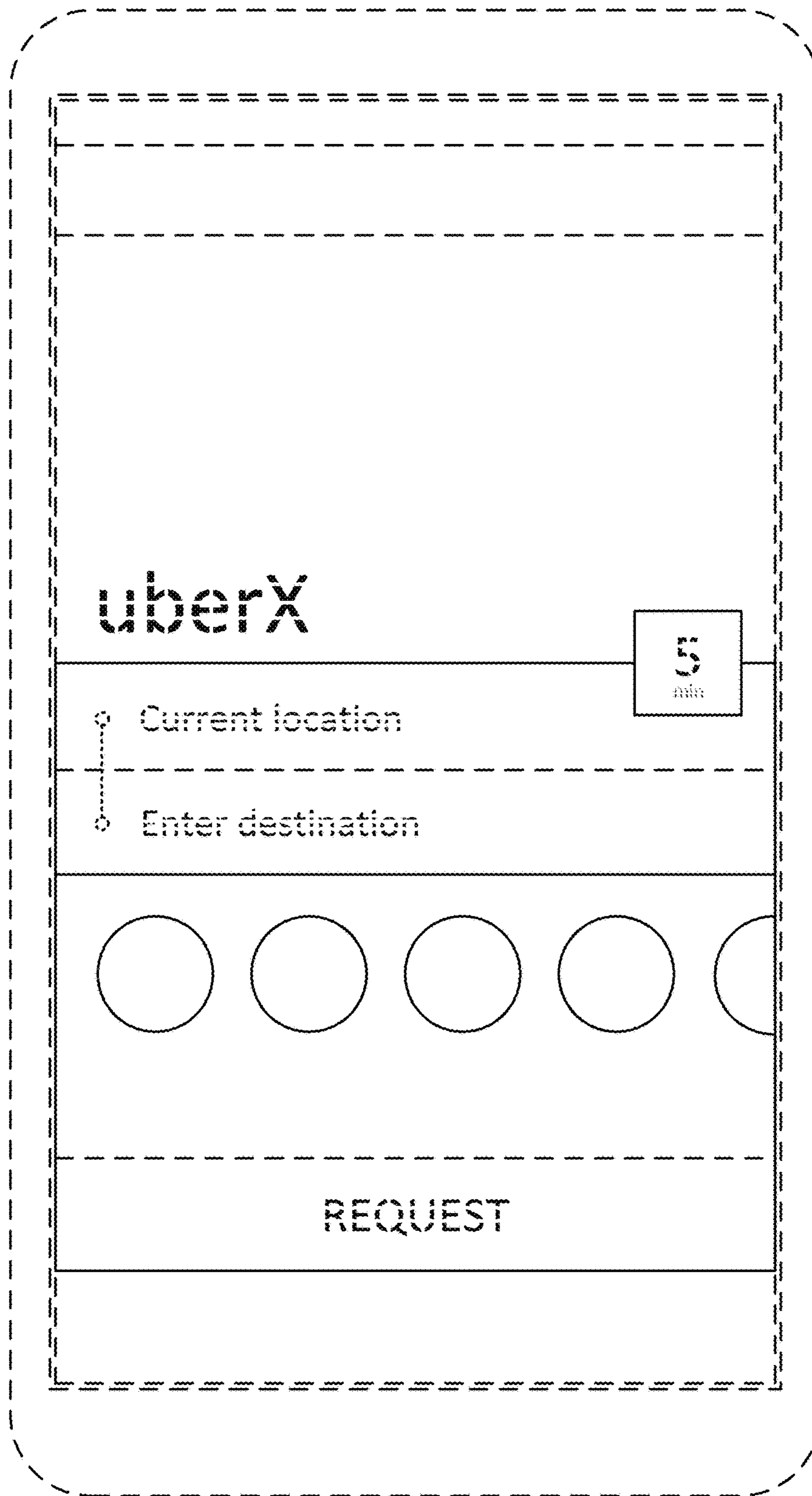


FIG. 2

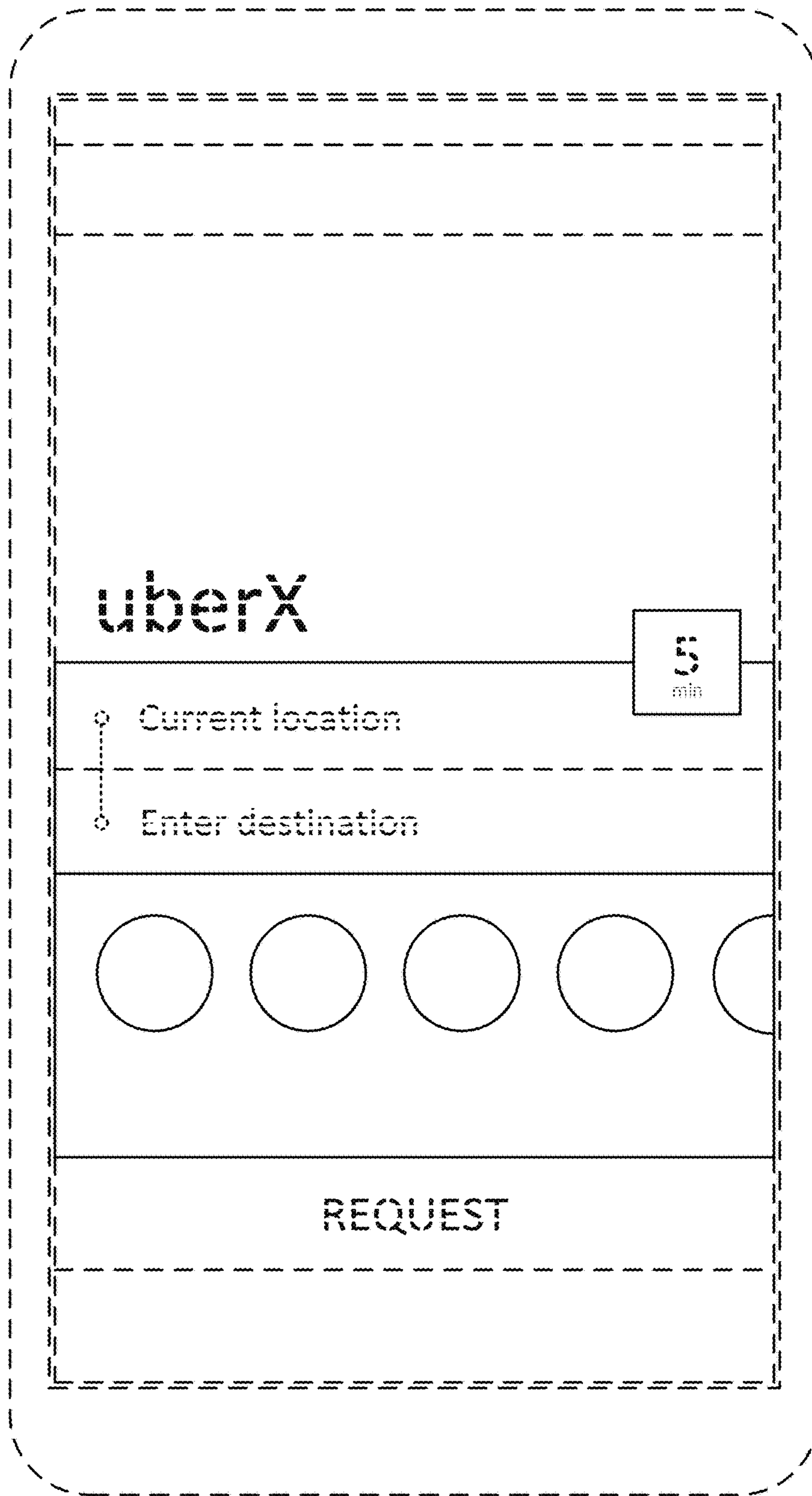


FIG. 3

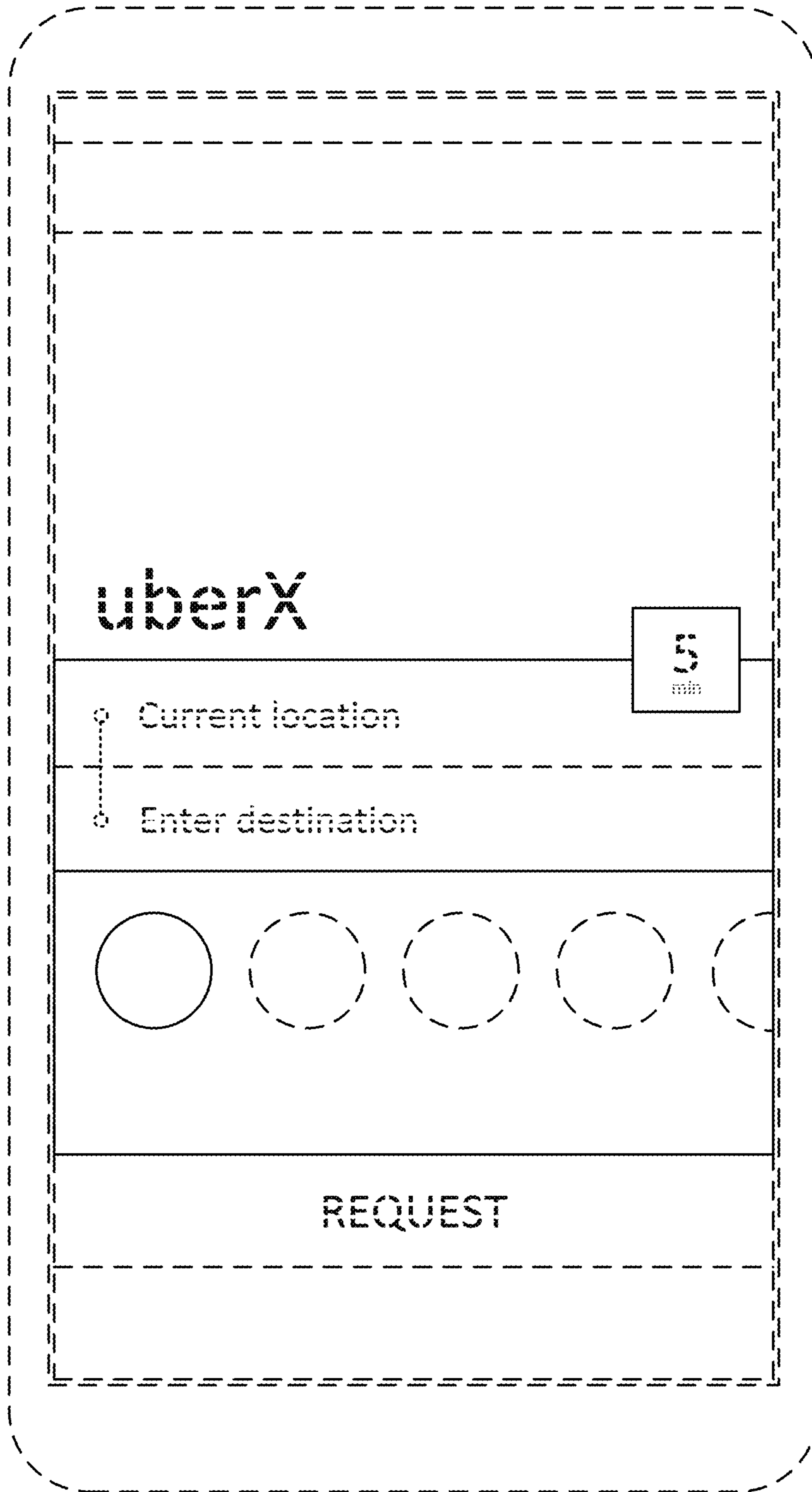


FIG. 4