



US00D819634S

(12) **United States Design Patent**
Pang et al.

(10) **Patent No.:** **US D819,634 S**
(45) **Date of Patent:** **** Jun. 5, 2018**

(54) **HEAD MOUNTED DISPLAY DEVICE**

(71) Applicant: **Tencent Technology (Shenzhen) Company Limited**, Shenzhen, Guangdong (CN)

(72) Inventors: **Ling Fang Pang**, Guangdong (CN);
Wei Biao Zhou, Guangdong (CN)

(73) Assignee: **Tencent Technology (Shenzhen) Company Limited (CN)**

(**) Term: **15 Years**

(21) Appl. No.: **29/606,074**

(22) Filed: **Jun. 1, 2017**

(30) **Foreign Application Priority Data**

Dec. 1, 2016 (CN) 2016 3 0588112

(51) **LOC (11) Cl.** **14-02**

(52) **U.S. Cl.**
USPC **D14/372**

(58) **Field of Classification Search**
USPC D14/372, 496, 432, 371, 125, 126, 129,
D14/299; D16/300-342; 351/158, 153,
351/144; 345/7-9, 905; 455/344;
348/115, 53, 121, 739
CPC G02B 27/017; G02B 27/0158; G02B
27/0161; G02B 27/0181; G02B 27/0185;
G02B 27/0189

See application file for complete search history.

(56) **References Cited**

U.S. PATENT DOCUMENTS

D776,110 S * 1/2017 Gribetz D14/372
D780,751 S * 3/2017 Park D14/372
D781,289 S * 3/2017 Patel D14/372
D791,129 S * 7/2017 Sullivan D14/372
D796,507 S * 9/2017 Chen D14/372

D798,298 S * 9/2017 Haber D14/372
D800,115 S * 10/2017 Li D14/372
D800,726 S * 10/2017 Su D14/372
D805,074 S * 12/2017 Hu D14/372
D806,075 S * 12/2017 Chen D14/372
D806,710 S * 1/2018 Chen D14/372
D807,354 S * 1/2018 Yee D14/372
D807,356 S * 1/2018 Chou D14/372
D807,357 S * 1/2018 Wu D14/372
D807,358 S * 1/2018 Huang D14/372

(Continued)

Primary Examiner — Austin Murphy

(74) *Attorney, Agent, or Firm* — Design IP

(57) **CLAIM**

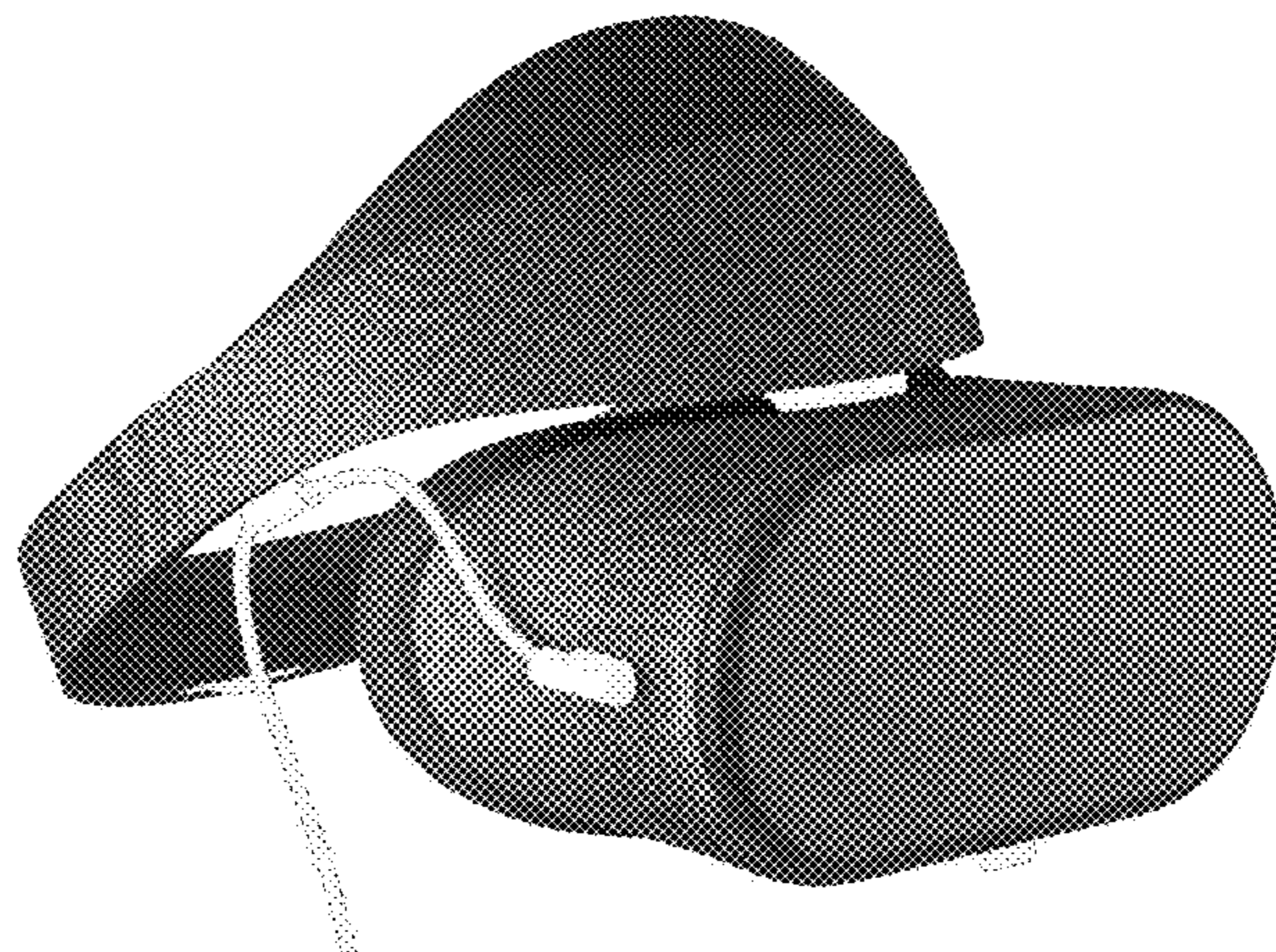
The ornamental design for a head mounted display device, as shown and described.

DESCRIPTION

FIG. 1 is a front perspective view of a head mounted display device showing our new design;
FIG. 2 is a front view thereof;
FIG. 3 is a rear view thereof;
FIG. 4 is a left side view thereof;
FIG. 5 is a right side view thereof;
FIG. 6 is a top view thereof; and,
FIG. 7 is a bottom view thereof.

The greyscale shading in FIGS. 1-7 is provided solely for the purposes of showing surface contours and to assist in visually delineating different elements of the design from each other. None of the shades of greyscale shading are not intended to indicate the color or relative darkness of any portion of the claimed design. The broken line showing of portions of the head mounted display device in FIGS. 1-7 represents environmental subject matter and forms no part of the claimed design. Portions of the head mounted display device that are obscured by the rear half of the headband and are not visible in any other view form no part of the claimed design.

1 Claim, 7 Drawing Sheets



(56)

References Cited

U.S. PATENT DOCUMENTS

D809,516 S * 2/2018 Tabata D14/372
D810,081 S * 2/2018 Lin D14/372

* cited by examiner

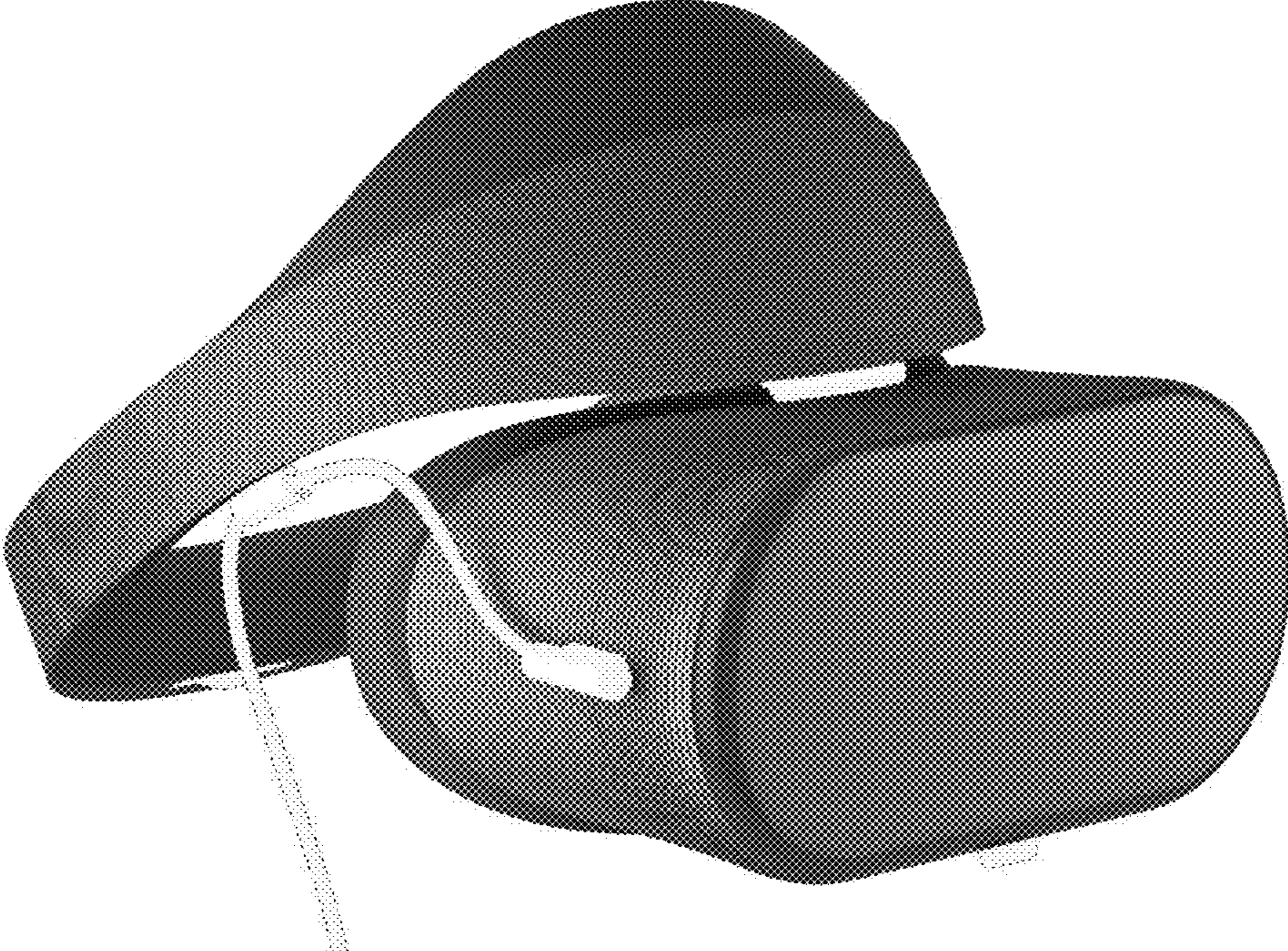


FIG. 1




FIG. 2



FIG. 3

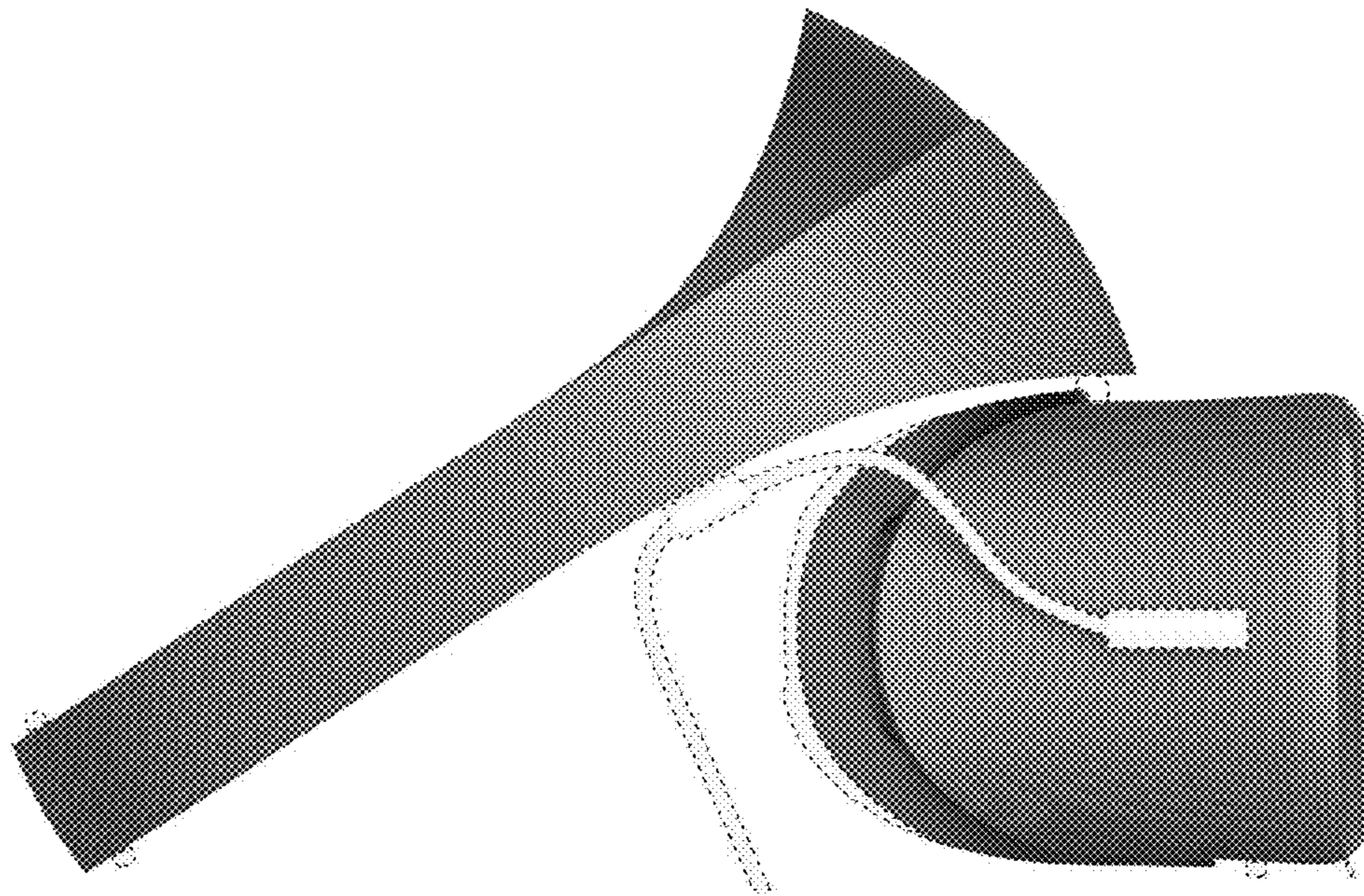


FIG. 4

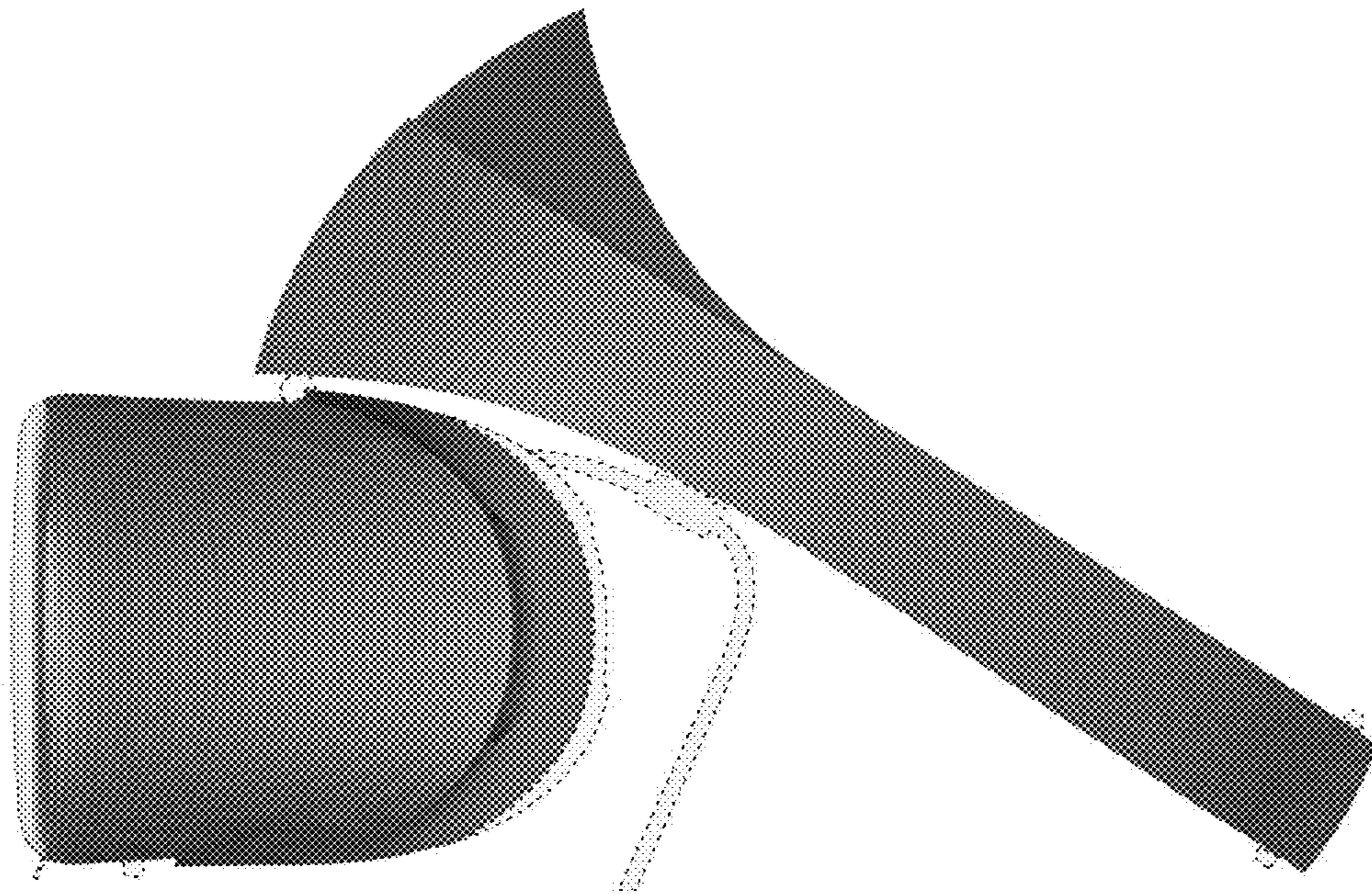


FIG. 5



FIG. 6



FIG. 7