



US00D819629S

(12) **United States Design Patent**
Lee et al.

(10) **Patent No.:** **US D819,629 S**
(45) **Date of Patent:** **** Jun. 5, 2018**

(54) **TABLET COMPUTER**

(71) Applicant: **LG ELECTRONICS INC.**, Seoul (KR)

(72) Inventors: **Seung Don Lee**, Seoul (KR); **Tae Jin Lee**, Seoul (KR); **Gang Ho Woo**, Seoul (KR)

(73) Assignee: **LG Electronics Inc.**, Seoul (KR)

(**) Term: **15 Years**

(21) Appl. No.: **29/530,487**

(22) Filed: **Jun. 17, 2015**

(30) **Foreign Application Priority Data**

Dec. 18, 2014 (KR) 30-2014-0061960

(51) **LOC (11) Cl.** **14-02**

(52) **U.S. Cl.**
USPC **D14/345**

(58) **Field of Classification Search**
USPC D14/341–347, 137, 138 R, 138 AA, D14/138 AB, 138 C, 138 G, 496, 203.1, D14/203.3, 203.4, 203.7, 129, 130, 147, D14/218, 247, 248, 250, 385, 388, 389, D14/315–318, 420, 426, 435–438, 439, D14/440, 478–480; D21/324, 329, 330; D6/310
CPC . A63H 33/3016; G06F 1/1613; G06F 1/1647; G06F 1/1641; G06F 3/04883; G06F 3/0486; G06F 3/04847; G06F 3/04845; G06F 3/0484; G06F 3/0488; H04M 1/0279; H04M 1/0281; H04M 1/0283; H04M 1/0214

See application file for complete search history.

(56) **References Cited**

U.S. PATENT DOCUMENTS

D270,061 S * 8/1983 Ackeret 40/513
D495,692 S * 9/2004 Whitehorn D14/318

D523,010 S * 6/2006 Paek D14/327
D578,526 S * 10/2008 Hwangbo D14/341
D604,293 S * 11/2009 Andre D14/315
D617,789 S * 6/2010 Akana D14/318
D622,269 S * 8/2010 Morooka D14/316
D645,832 S * 9/2011 Woo D14/132
D650,781 S * 12/2011 Rashid D14/341
D665,370 S * 8/2012 Chung D14/138 AD

(Continued)

OTHER PUBLICATIONS

LG H160 Makes Appearance . . . , announced Jan. 9, 2013 [online], [site visited May 9, 2017]. Available from Internet, URL: <<http://thegsminsider.blogspot.com/2013/01/lg-h160-makes-apperance-at-ces-2013.html>>.*

Primary Examiner — Barbara Fox

Assistant Examiner — Dana K Weiland

(74) *Attorney, Agent, or Firm* — Morgan, Lewis & Bockius LLP

(57) **CLAIM**

We claim the ornamental design for a tablet computer, as shown and described.

DESCRIPTION

FIG. 1 is a perspective view of a tablet computer showing our new design:

FIG. 2 is a front elevation view thereof;

FIG. 3 is a rear elevation view thereof;

FIG. 4 is a left-side elevation view thereof;

FIG. 5 is a right-side elevation view thereof;


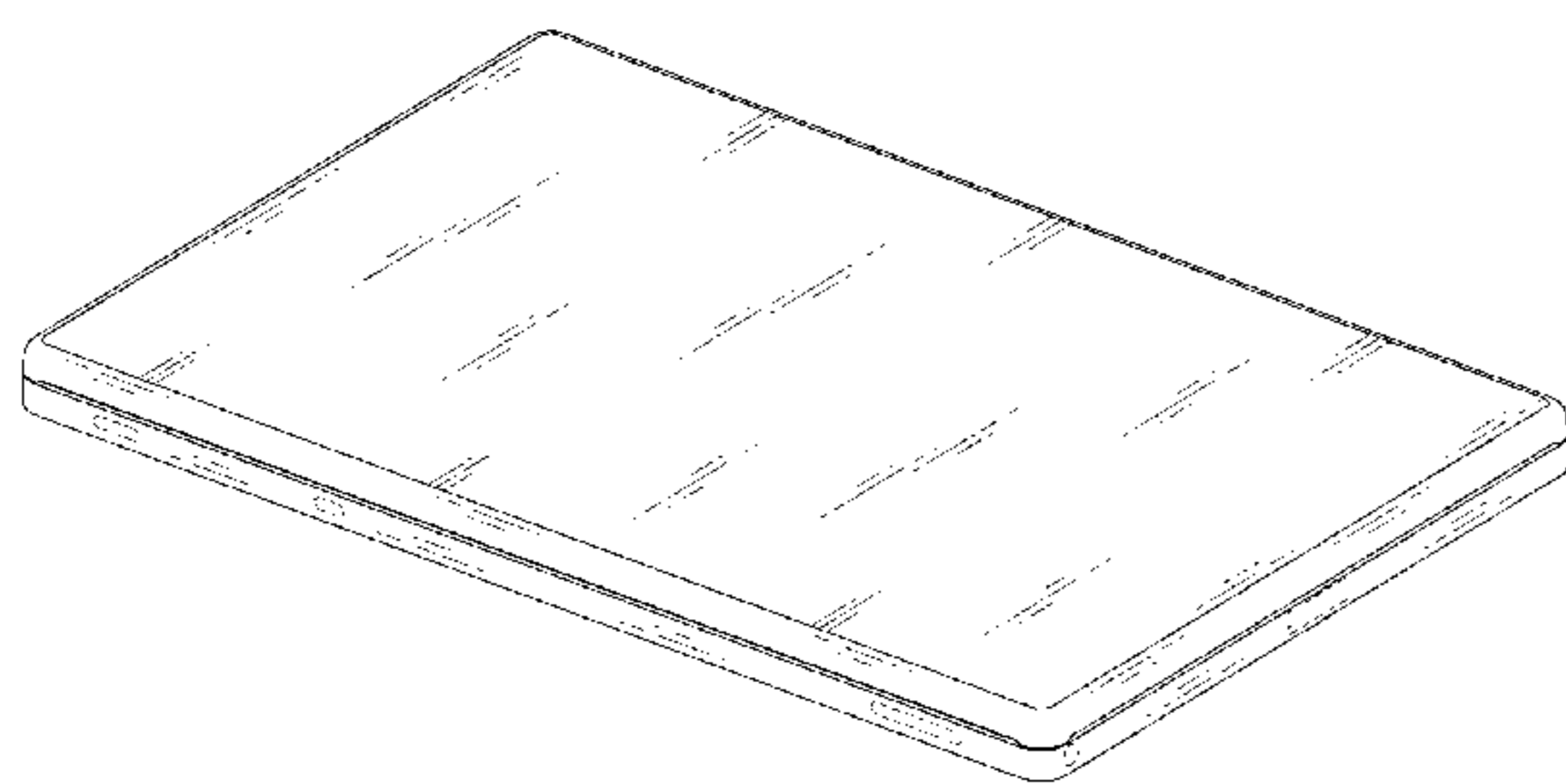
FIG. 6 is a top plan view thereof;

FIG. 7 is a bottom plan view thereof; and,

FIG. 8 is a perspective view thereof, in an opened position and with the stand portion extended.

The broken lines shown in the drawings depict portions of the tablet computer that form no part of the claimed design.

1 Claim, 5 Drawing Sheets



(56)

References Cited

U.S. PATENT DOCUMENTS

D686,205	S *	7/2013	Akana	D14/318
D689,055	S *	9/2013	Snyder	D14/440
D696,693	S *	12/2013	Kim	D14/341
D706,768	S *	6/2014	Kawai	D14/318
D710,841	S *	8/2014	Akana	D14/318
D717,791	S *	11/2014	Yun	D14/316
D729,792	S *	5/2015	Kurimoto	D14/315
D739,402	S *	9/2015	Seoc	D14/341
D748,630	S *	2/2016	Helwig	D14/389
D752,033	S *	3/2016	Huang	D14/315
D756,350	S *	5/2016	Sun	D14/315
D768,624	S *	10/2016	Bae	D14/331
D780,174	S *	2/2017	Park	D14/341
D781,281	S *	3/2017	Lyles	D14/315
D783,444	S *	4/2017	Zahra	D11/81
2004/0041504	A1 *	3/2004	Ozolins	G02F 1/1333 313/110
2004/0090742	A1 *	5/2004	Son	G06F 1/1626 361/679.09
2004/0174666	A1 *	9/2004	Brandenberg	G06F 1/1613 361/679.06
2011/0117977	A1 *	5/2011	Yamashita	H04M 1/0237 455/575.4

* cited by examiner

FIG. 1




FIG. 2



FIG. 3




FIG. 4




FIG. 5



FIG. 6




FIG. 7

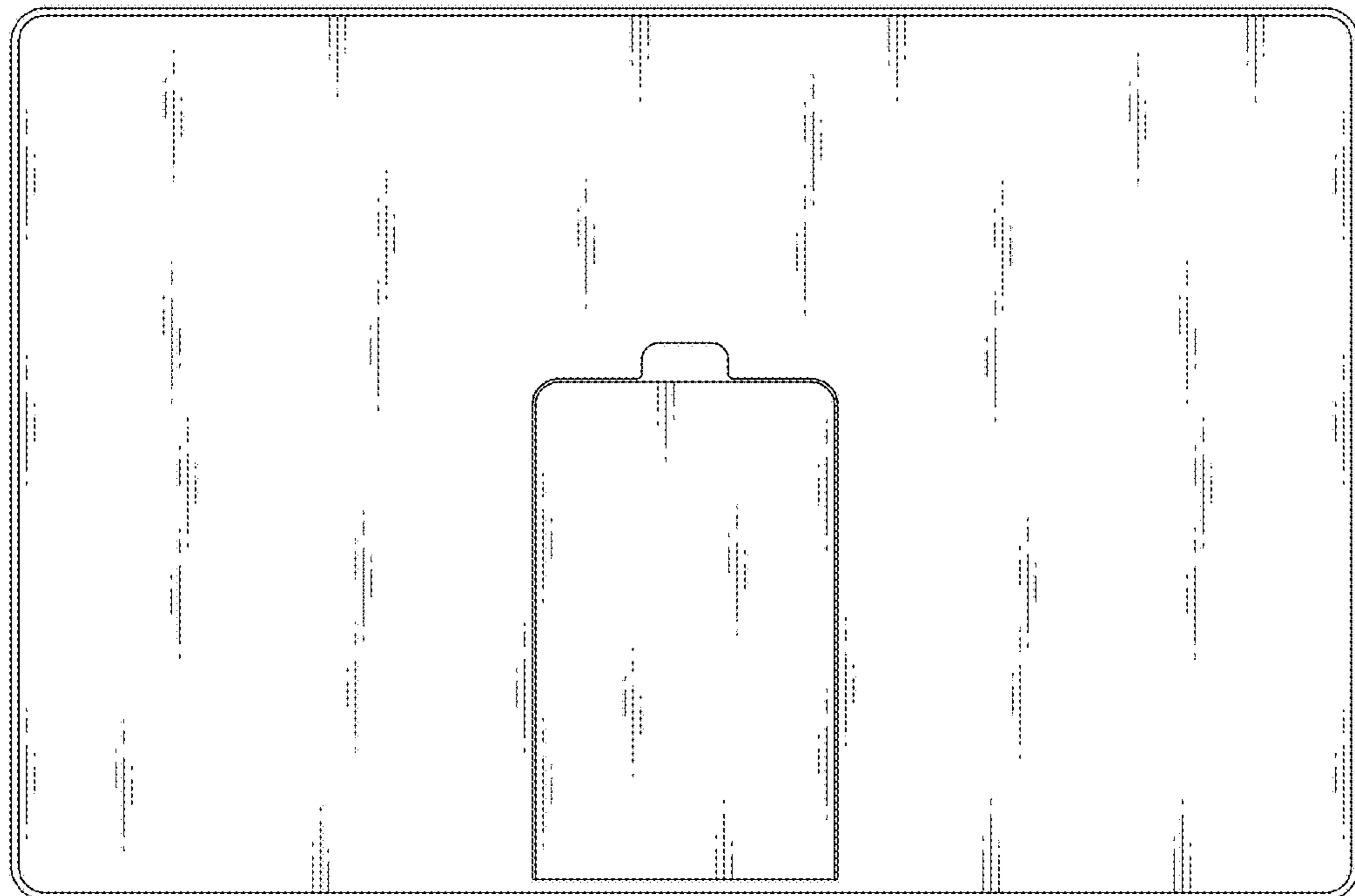


FIG. 8

