



US00D819580S

(12) **United States Design Patent** (10) **Patent No.:** **US D819,580 S**
Krishnan et al. (45) **Date of Patent:** **** Jun. 5, 2018**

(54) **SELF-CENTERING WAFER CARRIER FOR CHEMICAL VAPOR DEPOSITION**

(71) Applicant: **Veeco Instruments, Inc.**, Plainview, NY (US)

(72) Inventors: **Sandeep Krishnan**, Jersey City, NJ (US); **Alexander I. Gurary**, Bridgewater, NJ (US); **Chenghung Paul Chang**, Easton, PA (US); **Earl Marcelo**, Franklin Park, NJ (US)

(73) Assignee: **Veeco Instruments, Inc.**, Plainview, NY (US)

(**) Term: **15 Years**

(21) Appl. No.: **29/559,939**

(22) Filed: **Apr. 1, 2016**

(51) **LOC (11) Cl.** **13-03**

(52) **U.S. Cl.**
 USPC **D13/182; D15/138**

(58) **Field of Classification Search**
 USPC D13/158-177, 179, 180, 182, 199;
 D10/104.1, 108; D11/143, 144, 152;
 D14/216, 240, 356, 509; D17/22;
 D23/323, 328, 333, 335, 336, 337, 341,
 D23/352, 357, 370, 385, 386, 399, 400,
 D23/499; D12/303, 315; 118/50, 722,
 118/715, 724, 733; 205/118, 123;
 D9/500, 452, 454; D15/122, 199, 138;
 D8/16, 19, 323, 399; D7/367, 404, 624.1
 CPC C25D 17/001; C25D 17/08; C25D 17/10;
 C25D 7/10; C25D 7/12; H01L 21/283;
 H01L 21/285; H01H 9/02; H01H 9/0214;
 H01H 13/04; H01H 21/08

See application file for complete search history.

D305,022 S * 12/1989 Hallgren D13/171
 D308,647 S * 6/1990 Mayo D10/104.1
 D353,343 S * 12/1994 Eberhardt D10/104.1
 D362,841 S * 10/1995 Roza D13/171
 D404,372 S 1/1999 Ishi
 6,589,352 B1 * 7/2003 Yudovsky C23C 16/4585
 118/500
 7,024,105 B2 * 4/2006 Fodor C23C 16/4585
 118/50.1
 D616,394 S * 5/2010 Sato D13/182
 8,999,106 B2 * 4/2015 Liu H01J 37/321
 118/728
 D756,501 S * 5/2016 Park D23/385
 D768,114 S * 10/2016 Hou D13/168
 9,477,313 B2 * 10/2016 Mistry G06F 3/014
 D770,430 S * 11/2016 Lee D14/240
 2002/0043337 A1 * 4/2002 Goodman C23C 16/4581
 156/345.12
 2004/0069225 A1 * 4/2004 Fairbairn H01L 21/67201
 118/715
 2009/0165721 A1 7/2009 Pitney et al.
 2012/0042823 A1 2/2012 Gatchalian et al.
 2012/0108081 A1 5/2012 Olgado et al.
 2012/0180726 A1 * 7/2012 Han C23C 16/4584
 118/728
 2012/0305190 A1 * 12/2012 Kang H01J 37/321
 156/345.34
 2013/0269613 A1 10/2013 Sanchez et al.
 2014/0261187 A1 9/2014 Krishnan et al.
 2014/0366803 A1 12/2014 Yamada et al.
 2014/0370691 A1 12/2014 Yamada et al.
 2015/0007766 A1 1/2015 Yamada et al.
 2015/0011077 A1 1/2015 Yamada et al.
 2015/0013594 A1 1/2015 Yamada et al.
 2015/0024330 A1 1/2015 Tian et al.
 2015/0267295 A1 9/2015 Hill et al.
 2016/0372321 A1 * 12/2016 Krishnan H01L 21/67103
 2017/0009367 A1 * 1/2017 Harris C25D 17/001
 2017/0096734 A1 * 4/2017 Barriss C23C 16/4584

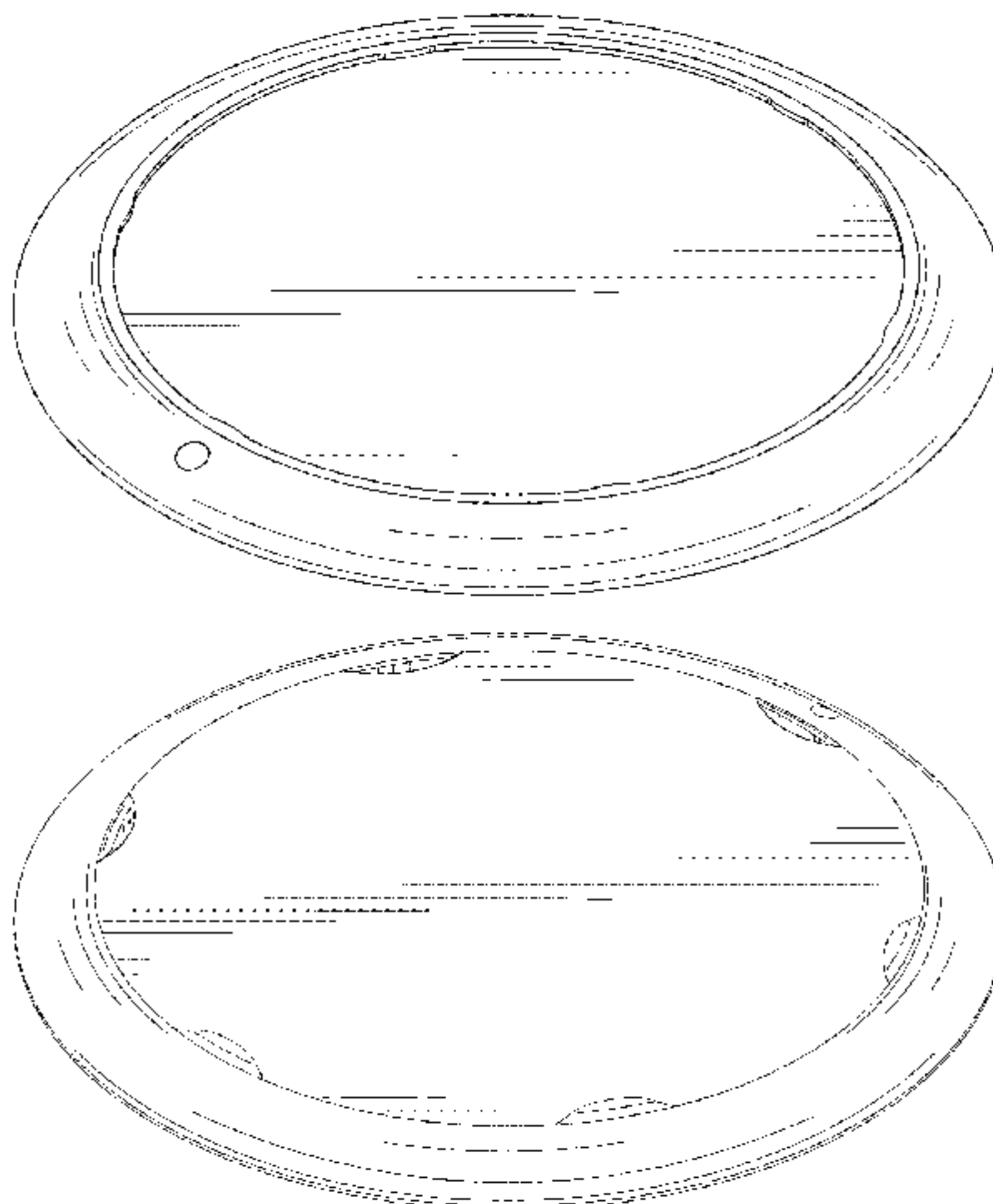
FOREIGN PATENT DOCUMENTS

CN 201732778 U 2/2011
 JP D1234911 * 4/2005
 JP 2010-129764 6/2010
 JP 2010-534942 A 11/2010
 JP D1422467 8/2014
 JP D1545406 3/2016
 TW D122891 5/2008
 TW M431893 6/2012
 WO 99/23691 5/1999
 WO 2013139288 A1 9/2013

(56) **References Cited**

U.S. PATENT DOCUMENTS

676,799 A * 6/1901 McLoughlin 206/526
 2,212,766 A * 8/1940 Andelenis A63B 67/06
 473/588



OTHER PUBLICATIONS

“Notification of Transmittal of the International Search Report and the Written Opinion of the International Searching Authority, or the Declaration” for PCT/US2016/037022 dated Sep. 13, 2016, 11 pages, the International Searching Authority/Korean Intellectual Property Office, Daejeon, Republic of Korea.

“Office Action” for Chinese Patent Application No. 201620622524.9, dated Oct. 31, 2016, State of Intellectual Property of the People’s Republic of China, Beijing, China.

“Office Action” For Taiwanese Design Application No. 105301932, dated Jan. 10, 2017, 3 pages, Taiwanese Intellectual Property Office, Taiwan.

“Search Report” for Taiwanese Design Application No. 105301932, dated Jan. 9, 2017, 1 page, Taiwanese Intellectual Property Office, Taiwan.

“Office Action” For Taiwanese Design Application No. 105301932D01, dated Jan. 17, 2017, 3 pages, Taiwanese Intellectual Property Office, Taiwan.

“Search Report” for Taiwanese Design Application No. 105301932D01, dated Jan. 11, 2017, 1 page, Taiwanese Intellectual Property Office, Taiwan.

“Office Action” For Japanese Design Application No. 2016-16290, dated Jan. 4, 2017, 1 page, Japanese Intellectual Property Office, Japan.

“Instruction” for Japanese Design Application No. 2016-16290, dated Jan. 4, 2017, 2 pages, Japanese Intellectual Property Office, Japan.

“Office Action” For Japanese Design Application No. 2016-16291, dated Jan. 4, 2017, 1 page, Japanese Intellectual Property Office, Japan.

“Instruction” For Japanese Design Application No. 2016-16291, dated Jan. 4, 2017, 2 pages, Japanese Intellectual Property Office, Japan.

“Notice of Allowance” For Taiwanese Design Application No. 105301929, dated Jan. 12, 2017, 2 pages, Taiwanese Intellectual Property Office, Taiwan.

“Search Report” For Taiwanese Design Application No. 105301929, dated Jan. 9, 2017, 1 page, Taiwanese Intellectual Property Office, Taiwan.

“Office Action” For Chinese Utility Model Application No. 201620622524.9, dated Jan. 22, 2017, 1 page, Chinese Patent Office.

“Notice of Allowance” For Taiwanese Design Application No. 105301929D02, dated Feb. 18, 2017, 2 pages, Taiwanese Intellectual Property Office, Taiwan.

“Search Report” For Taiwanese Design Application No. 105301929D02, dated Jan. 16, 2017, 1 page, Taiwanese Intellectual Property Office, Taiwan.

“Notice of Allowance” For Taiwanese Design Application No. 105301929D01, dated Feb. 18, 2017, 2 pages, Taiwanese Intellectual Property Office, Taiwan.

“Search Report” For Taiwanese Design Application No. 105301929D01, dated Jan. 16, 2017, 1 page, Taiwanese Intellectual Property Office, Taiwan.

“Office Action” For Taiwanese Patent Application No. 105209388, dated Feb. 20, 2017, 2 pages, Taiwanese Intellectual Property Office, Taiwan.

“Office Action” For Japanese Design Application No. 2016-8299, dated Mar. 3, 2017, 2 pages, Japanese Intellectual Property Office, Japan.

“Notice of Allowance” For Taiwanese Design Application No. 105301931D01, dated Mar. 23, 2017, 2 pages, Taiwanese Intellectual Property Office, Taiwan.

“Office Action” For Korean Design Application No. 30-2016-0017743 M001, dated Mar. 28, 2017, 3 pages, Korean Intellectual Property Office, South Korea.

“Office Action” For Korean Design Application No. 30-2016-0017743 M003, dated Mar. 28, 2017, 3 pages, Korean Intellectual Property Office, South Korea.

“Office Action” For Korean Design Application No. 30-2016-0017743 M004, dated Mar. 28, 2017, 3 pages, Korean Intellectual Property Office, South Korea.

“Notice of Allowance” for Japanese Design Application No. 2016-8299, dated May 15, 2017, 1 page, Japanese Intellectual Property Office, Japan.

“Office Action” for Korean Design Application No. 30-2016-0017744-M002, dated Mar. 28, 2017, 2 pages, Korean Intellectual Property Office.

“Office Action” for Korean Design Application No. 30-2016-0017744-M003, dated Mar. 28, 2017, 2 pages, Korean Intellectual Property Office.

“Office Action” for Korean Design Application No. 30-2016-0017744-M004, dated Mar. 28, 2017, 2 pages, Korean Intellectual Property Office.

Office Action For Taiwanese Design Application No. 105301929, dated Aug. 19, 2016, 2 pages, Taiwanese Intellectual Property Office, Taiwan.

Office Action For Taiwanese Design Application No. 105301931, dated Aug. 19, 2016, 2 pages, Taiwanese Intellectual Property Office, Taiwan.

Office Action For Taiwanese Design Application No. 105301932, dated Aug. 19, 2016, 2 pages, Taiwanese Intellectual Property Office, Taiwan.

Search Report For Taiwanese Design Application No. 105301931, dated Aug. 19, 2016, 1 page, Taiwanese Intellectual Property Office, Taiwan.

Office Action for Korean Design Application No. 30-2016-0017743(M001), dated Oct. 28, 2016, 1 page, Korean Intellectual Property Office, Republic of Korea.

Office Action for Korean Design Application No. 30-2016-0017743(M002), dated Oct. 28, 2016, 1 page, Korean Intellectual Property Office, Republic of Korea.

Office Action for Korean Design Application No. 30-2016-0017743(M003), dated Oct. 28, 2016, 1 page, Korean Intellectual Property Office, Republic of Korea.

Office Action for Korean Design Application No. 30-2016-0017743(M004), dated Oct. 28, 2016, 1 page, Korean Intellectual Property Office, Republic of Korea.

Office Action for Korean Design Application No. 30-2016-0017743(M005), dated Oct. 28, 2016, 1 page, Korean Intellectual Property Office, Republic of Korea.

Office Action for Korean Design Application No. 30-2016-0017744(M001), dated Oct. 28, 2016, 1 page, Korean Intellectual Property Office, Republic of Korea.

Office Action for Korean Design Application No. 30-2016-0017744(M002), dated Oct. 28, 2016, 1 page, Korean Intellectual Property Office, Republic of Korea.

Office Action for Korean Design Application No. 30-2016-0017744(M003), dated Oct. 28, 2016, 1 page, Korean Intellectual Property Office, Republic of Korea.

Office Action for Korean Design Application No. 30-2016-0017744(M004), dated Oct. 28, 2016, 1 page, Korean Intellectual Property Office, Republic of Korea.

Office Action for Korean Design Application No. 30-2016-0017745(M001), dated Oct. 28, 2016, 1 page, Korean Intellectual Property Office, Republic of Korea.

Office Action for Korean Design Application No. 30-2016-0017745(M002), dated Oct. 28, 2016, 1 page, Korean Intellectual Property Office, Republic of Korea.

Office Action for Japanese Design Application No. 2016-8299, dated Jun. 29, 2016, 2 pages, Japanese Intellectual Property Office, Japan.

Office Action for Japanese Design Application No. 2016-8300, dated Jun. 29, 2016, 2 pages, Japanese Intellectual Property Office, Japan.

Office Action for Japanese Design Application No. 2016-8301, dated Jun. 29, 2016, 2 pages, Japanese Intellectual Property Office, Japan.

Examination Report for European Community Design Application No. 003068774-001/003068774-0005, dated Jun. 25, 2016, 3 pages, European Union Intellectual Property Office, Alicante, Spain.

Examination Report for European Community Design Application No. 003068790-001/003068790-0004 , dated Jun. 25, 2016, 2 pages, European Union Intellectual Property Office, Alicante, Spain.

Examination Report for European Community Design Application No. 003068253-001/003068253-0002 , dated Jul. 4, 2016, 2 pages, European Union Intellectual Property Office, Alicante, Spain.

“Office Action” For Chinese Design Application No. 201630149553.3, 1 page, dated Jul. 19, 2016, State Intellectual Property Office Of The People’s Republic Of China, Beijing, China.

“Notice of Allowance” For Korean Design application No. 30-2016-0017743[M001], dated Aug. 10, 2017, 2 pages, Korean Intellectual Property Office, Korea.

“Notice of Allowance” For Korean Design application No. 30-2016-0017743[M003], dated Jul. 24, 2017, 2 pages, Korean Intellectual Property Office, Korea.

“Notice of Allowance” For Korean Design application No. 30-2016-0017744[M001], dated Jul. 25, 2017, 2 pages, Korean Intellectual Property Office, Korea.

“Notice of Allowance” For Korean Design application No. 30-2016-0017744[M002], dated Jul. 25, 2017, 2 pages, Korean Intellectual Property Office, Korea.

“Notice of Allowance” For Korean Design application No. 30-2016-0017744[M003], dated Jul. 25, 2017, 2 pages, Korean Intellectual Property Office, Korea.

“Notice of Allowance” For Korean Design application No. 30-2016-0017744[M004], dated Jul. 25, 2017, 2 pages, Korean Intellectual Property Office, Korea.

“Notice of Allowance” For Korean Design application No. 30-2016-0017745[M001], dated Aug. 31, 2017, 2 pages, Korean Intellectual Property Office, Korea.

“Notice of Allowance” For Korean Design application No. 30-2016-0017745[M002], dated Aug. 31, 2017, 2 pages, Korean Intellectual Property Office, Korea.

“Notice of Allowance” For Korean Design Application No. 30-2016-0017743[M004], dated Oct. 13, 2017, 2 pages, Korea Intellectual Property Office, Republic of Korea.

“Search Report” for Taiwanese Design Patent Application No. 105301929D03, dated January 16, 2017, 1 page, Taiwanese Intellectual Property Office, Taiwan.

“Search Report” for Taiwanese Design Patent Application No. 105301929D04, dated January 16, 2017, 1 page, Taiwanese Intellectual Property Office, Taiwan.

“Search Report” for Taiwanese Design Application No. 105301931D02, dated January 16, 2017, 1 page, Taiwanese Intellectual Property Office, Taiwan.

“Search Report” for Taiwanese Design Application No. 105301931D03, dated Jan. 16, 2017, 1 page, Taiwanese Intellectual Property Office, Taiwan.

“Office Action” For Korean Design Application No. 30-2016-0017744-M001, dated Mar. 28, 2017, 2 pages, Korean Intellectual Property Office, Korea.

“Office Action” For Korean Design Application No. 30-2016-0017744-M002, dated Mar. 28, 2017, 2 pages, Korean Intellectual Property Office, Korea.

“Office Action” For Korean Design Application No. 30-2016-0017744-M003, dated Mar. 28, 2017, 2 pages, Korean Intellectual Property Office, Korea.

“Office Action” For Korean Design Application No. 30-2016-0017744-M004, dated Mar. 28, 2017, 2 pages, Korean Intellectual Property Office, Korea.

“Office Action” For Korean Design Application No. 30-2016-0017745-M001, dated Mar. 28, 2017, 3 pages, Korean Intellectual Property Office, Korea.

“Office Action” For Korean Design Application No. 30-2016-0017745-M002, dated Mar. 28, 2017, 3 pages, Korean Intellectual Property Office, Korea.

“Search Report” For German Utility Model Application No. 20-2016-003-843.6, dated May 24, 2017, 5 pages, German Patent Office, Germany.

“Search Report” For Taiwanese No. 105119600, 1 page, dated Nov. 8, 2017, Intellectual Property Office, Taiwan.

* cited by examiner

Primary Examiner — Jeffrey D Asch

Assistant Examiner — Tracey J Bell

(74) *Attorney, Agent, or Firm* — Kurt Rauschenbach;
Rauschenbach Patent Law Group, LLP

(57)

CLAIM

The ornamental design for a self-centering wafer carrier for chemical vapor deposition, as shown and described.

DESCRIPTION

FIG. 1 is a top perspective view of a first embodiment of an ornamental design for a self-centering wafer carrier for chemical vapor deposition;

FIG. 2 is a bottom perspective view of the first embodiment thereof;

FIG. 3 is a top view of the first embodiment thereof;

FIG. 4 is a bottom view of the first embodiment thereof;

FIG. 5 is a right view of the first embodiment thereof;

FIG. 6 is a left view of the first embodiment thereof;

FIG. 7 is a rear view of the first embodiment thereof; and

FIG. 8 is a front view of the first embodiment thereof.

FIG. 9 is a top perspective view of a second embodiment of an ornamental design for a self-centering wafer carrier for chemical vapor deposition;

FIG. 10 is a bottom perspective view of the second embodiment thereof;

FIG. 11 is a top view of the second embodiment thereof;

FIG. 12 is a bottom view of the second embodiment thereof;

FIG. 13 is a right view of the second embodiment thereof;

FIG. 14 is a left view of the second embodiment thereof;

FIG. 15 is a rear view of the second embodiment thereof; and

FIG. 16 is a front view of the second embodiment thereof.

FIG. 17 is a cross sectional view of the second embodiment taken along 17-17 in FIG. 11 thereof.

FIG. 18 is a top perspective view of a third embodiment of an ornamental design for a self-centering wafer carrier for chemical vapor deposition;

FIG. 19 is a bottom perspective view of the third embodiment thereof;

FIG. 20 is a top view of the third embodiment thereof;

FIG. 21 is a bottom view of the third embodiment thereof;

FIG. 22 is a right view of the third embodiment thereof;

FIG. 23 is a left view of the third embodiment thereof;

FIG. 24 is a rear view of the third embodiment thereof; and,

FIG. 25 is a front view of the third embodiment thereof.

1 Claim, 16 Drawing Sheets

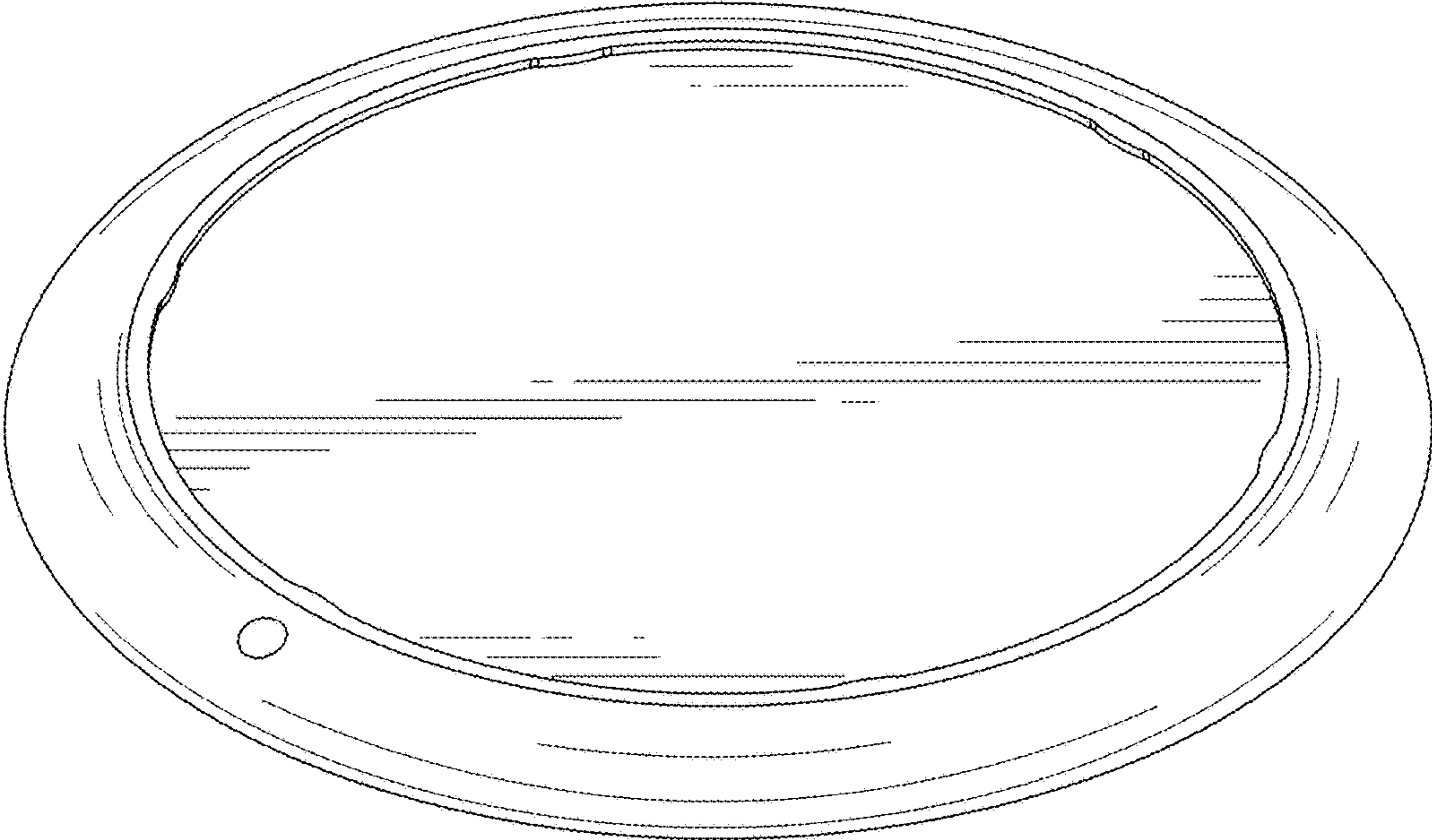


FIG. 1

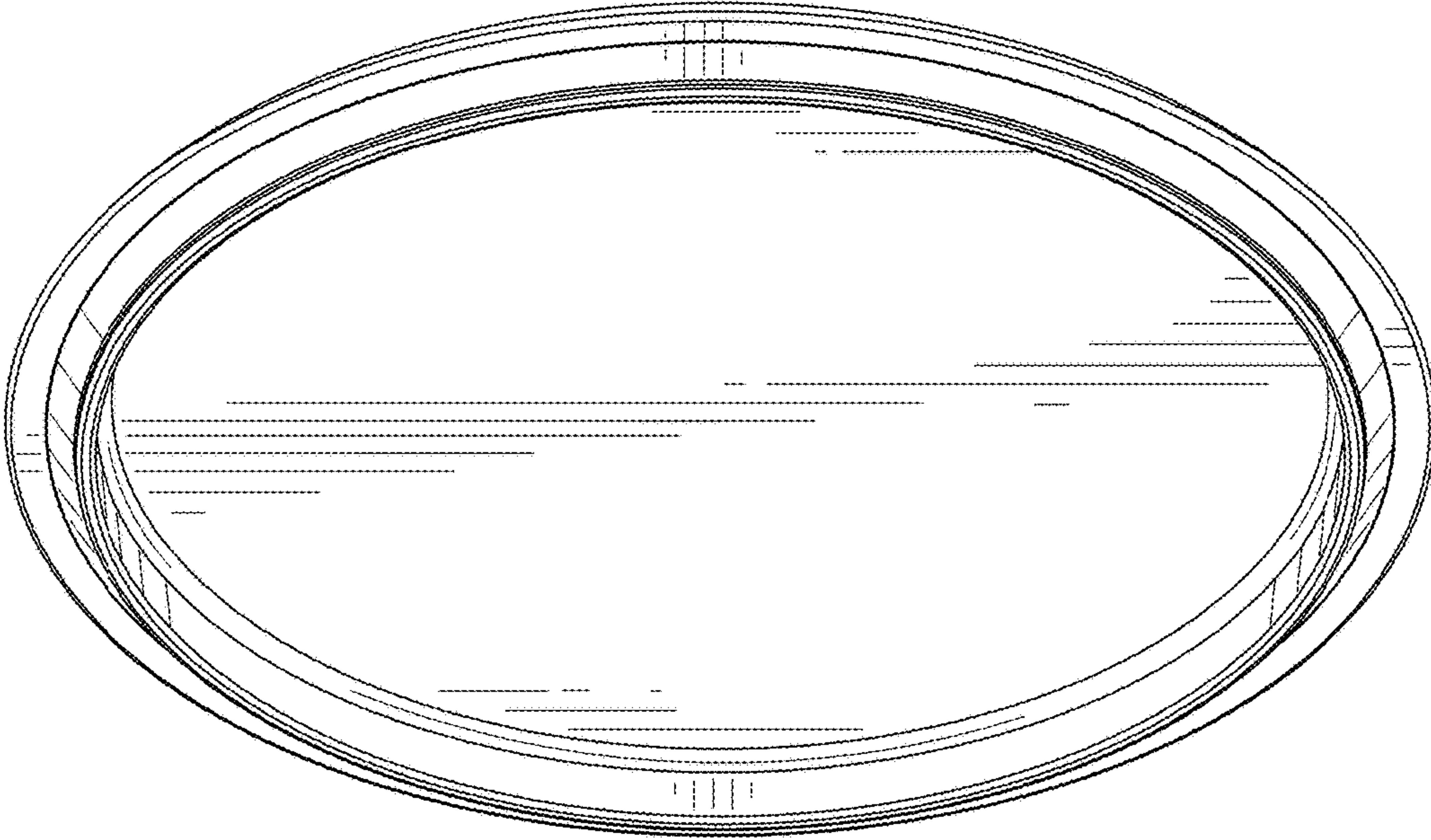


FIG. 2

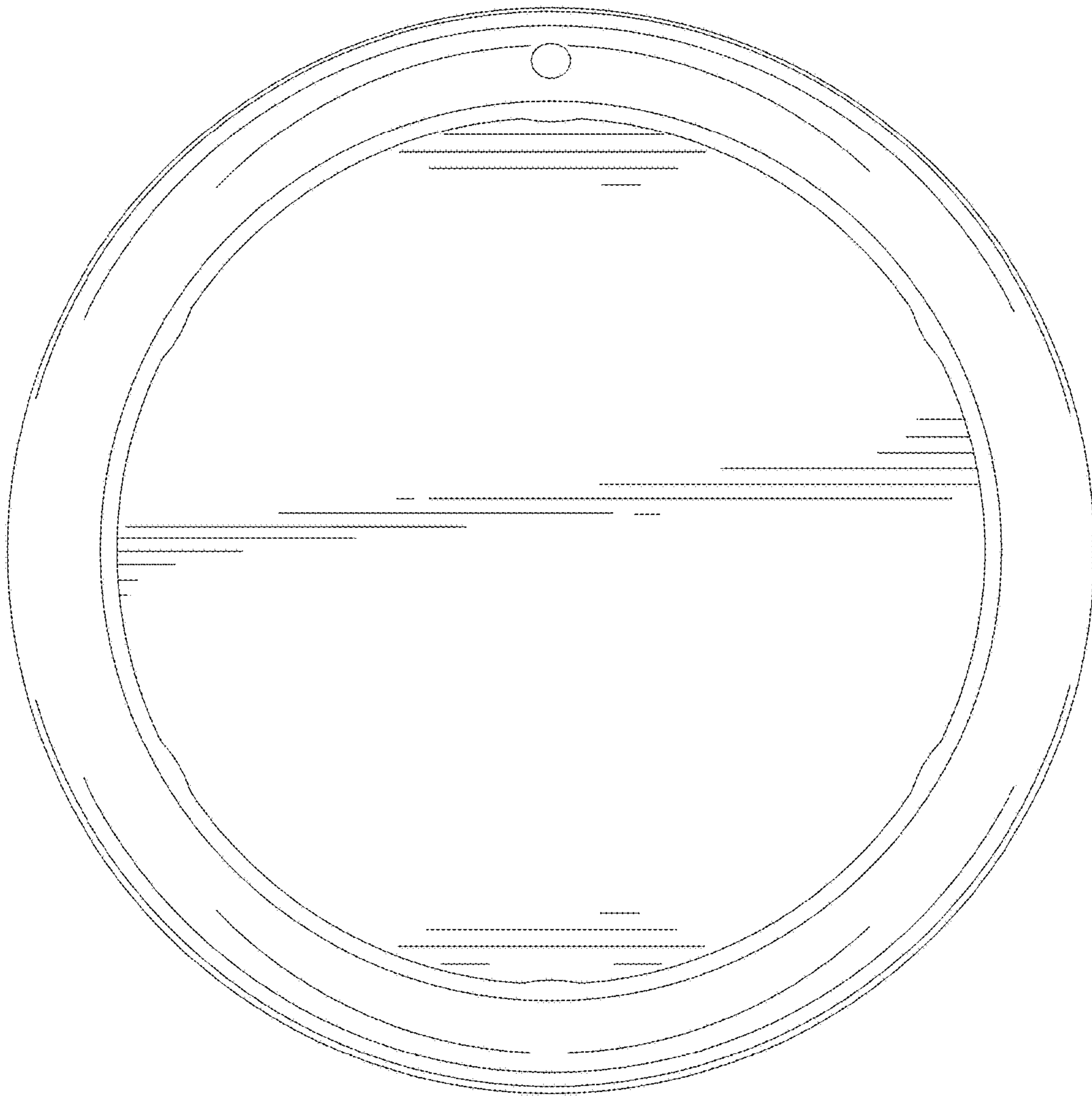


FIG. 3

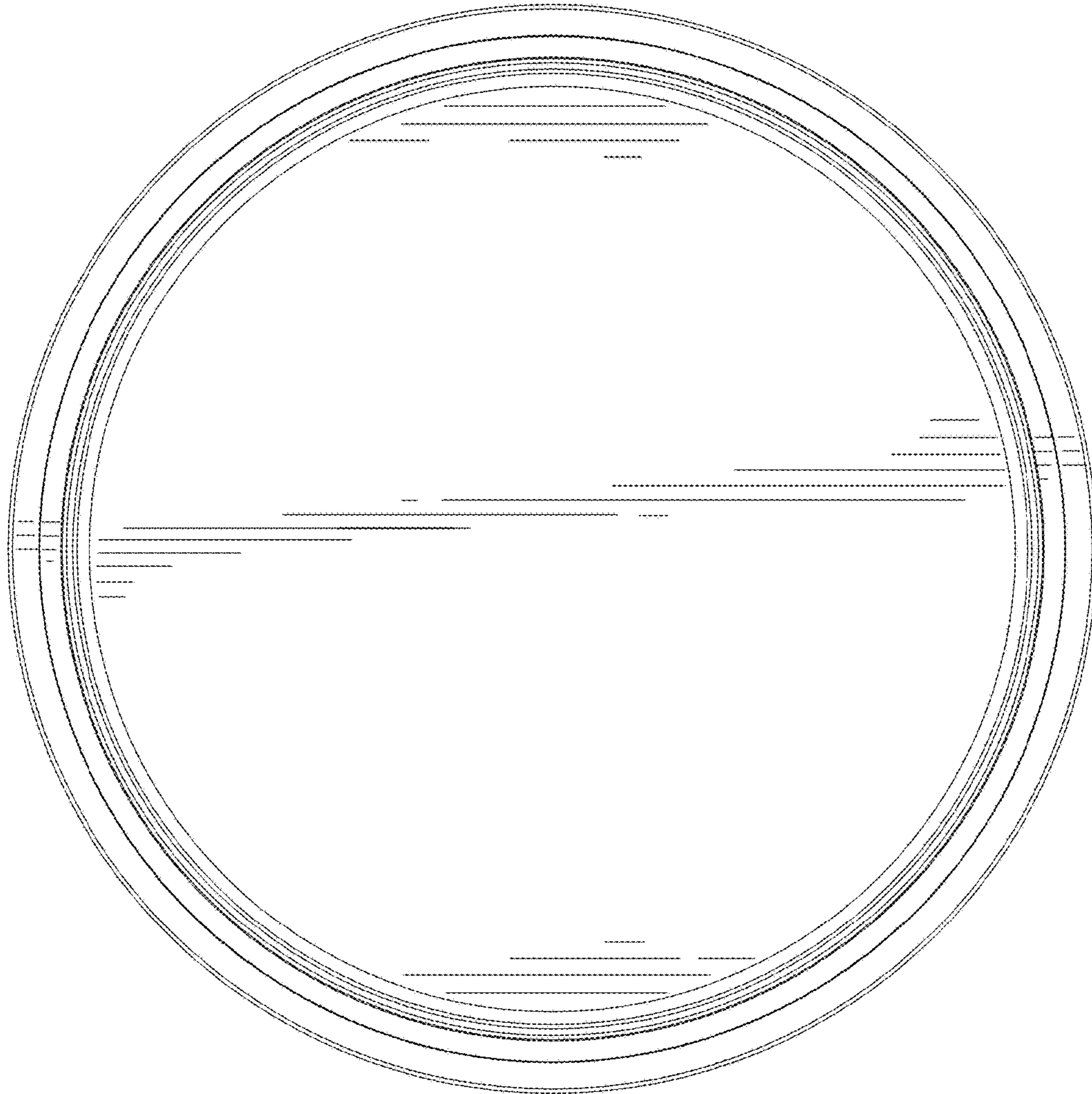


FIG. 4




FIG. 5

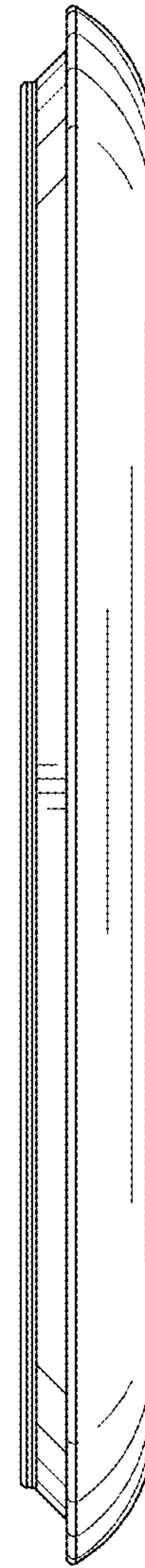


FIG. 6

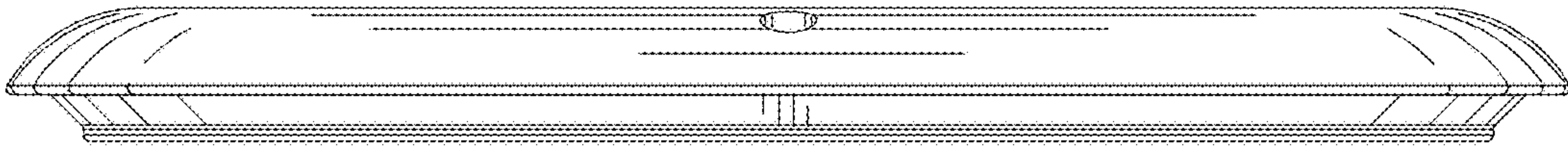


FIG. 7

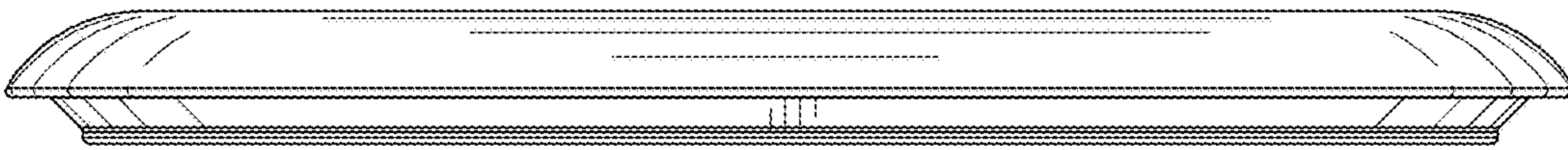


FIG. 8

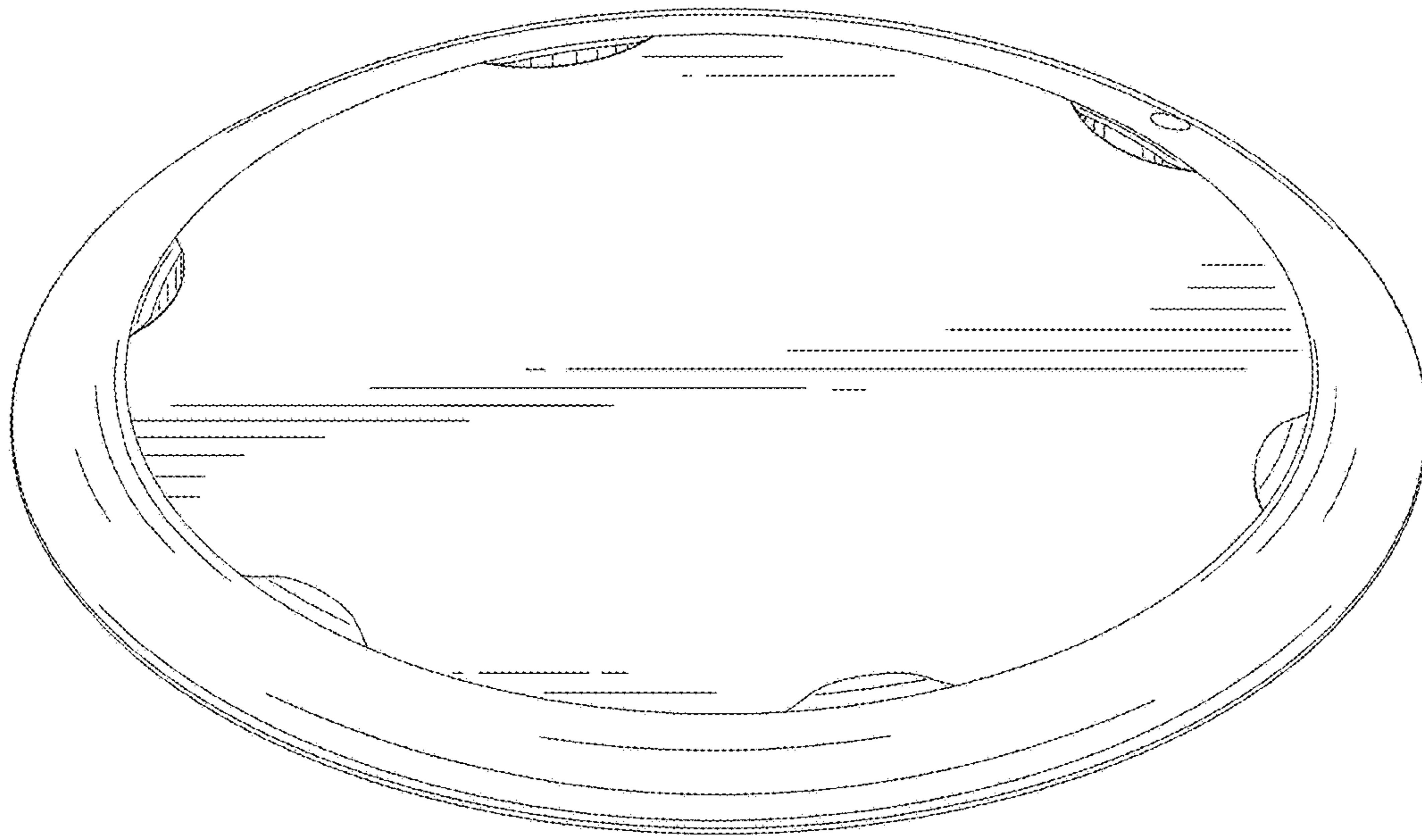


FIG. 9

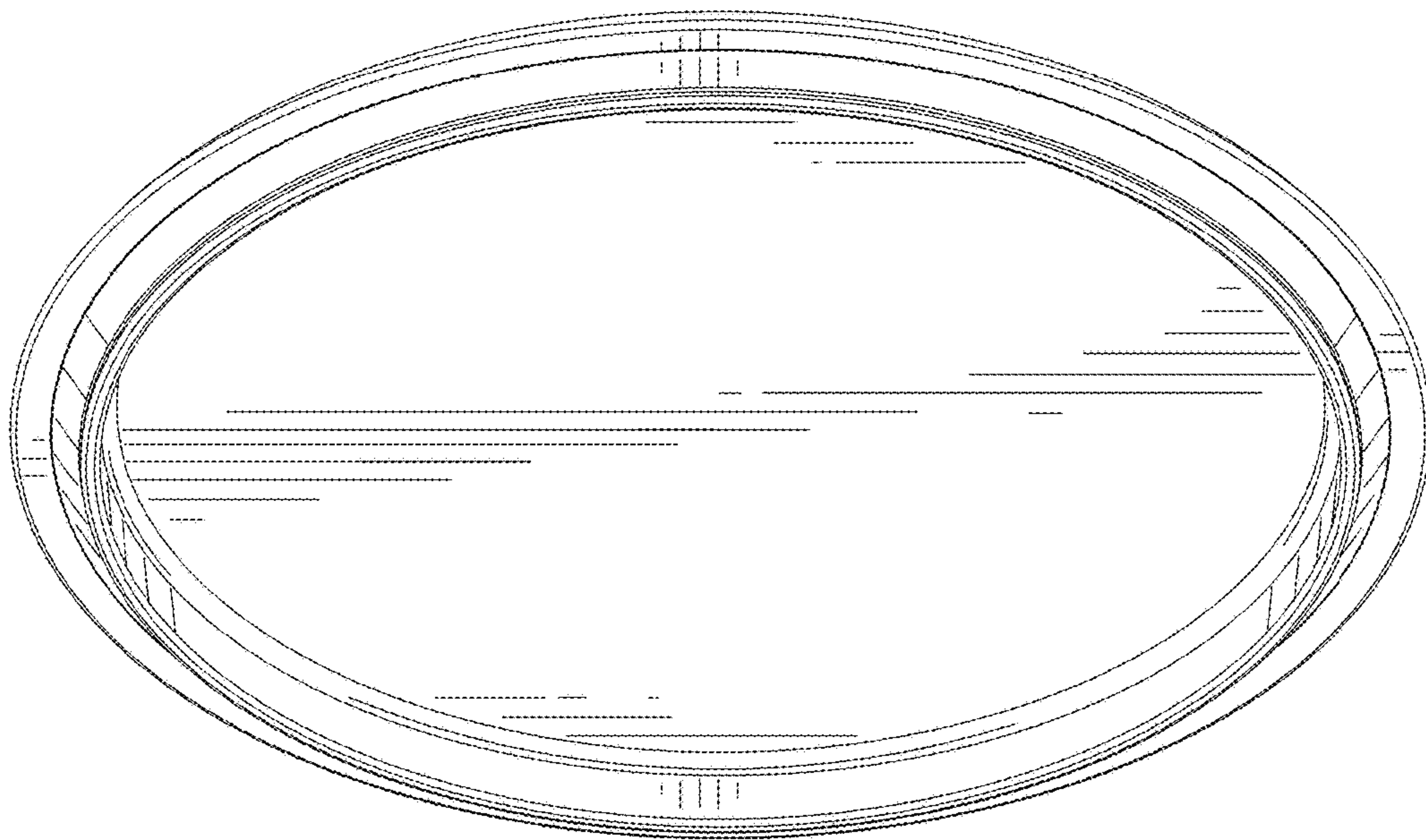


FIG. 10

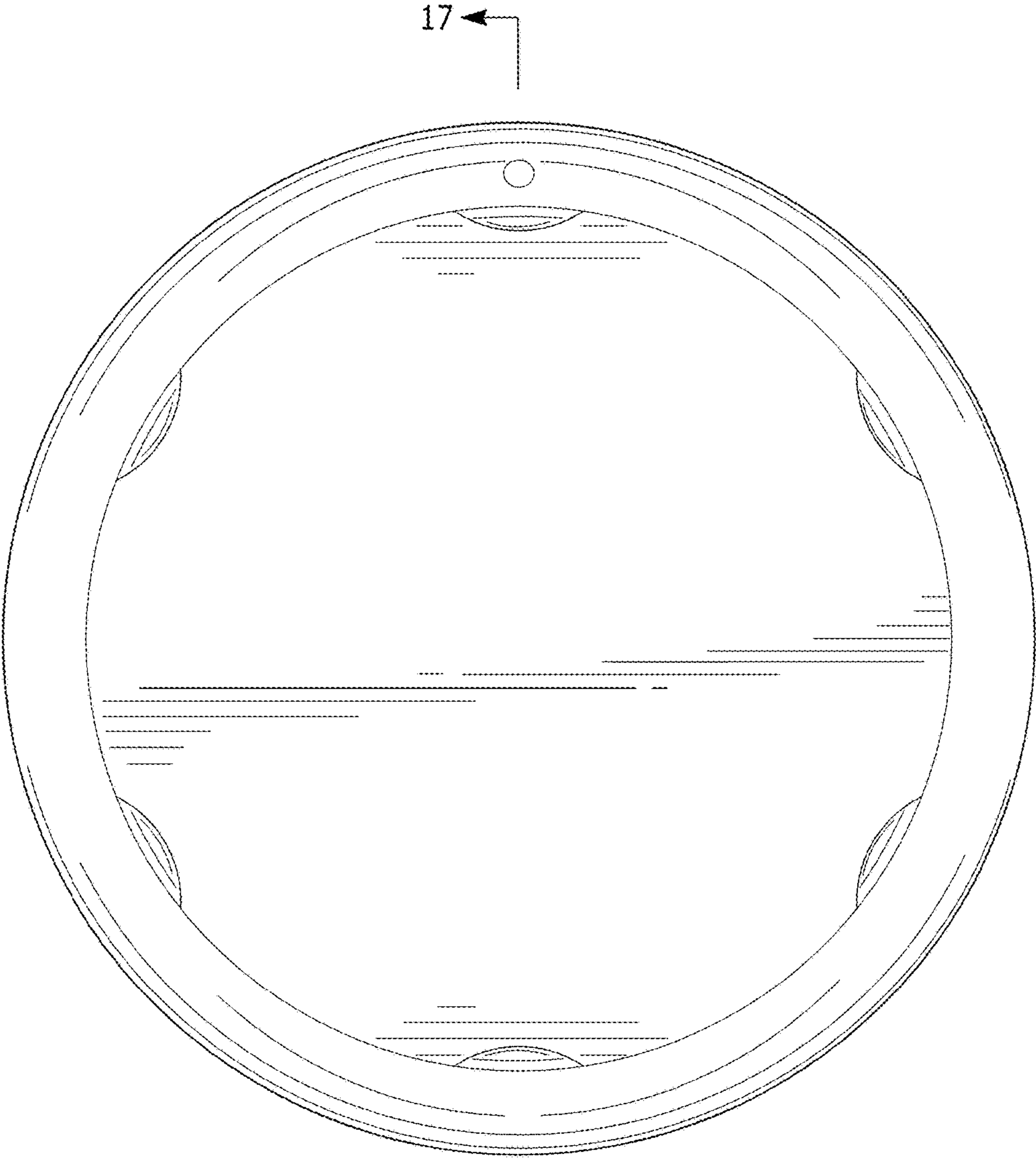


FIG. 11

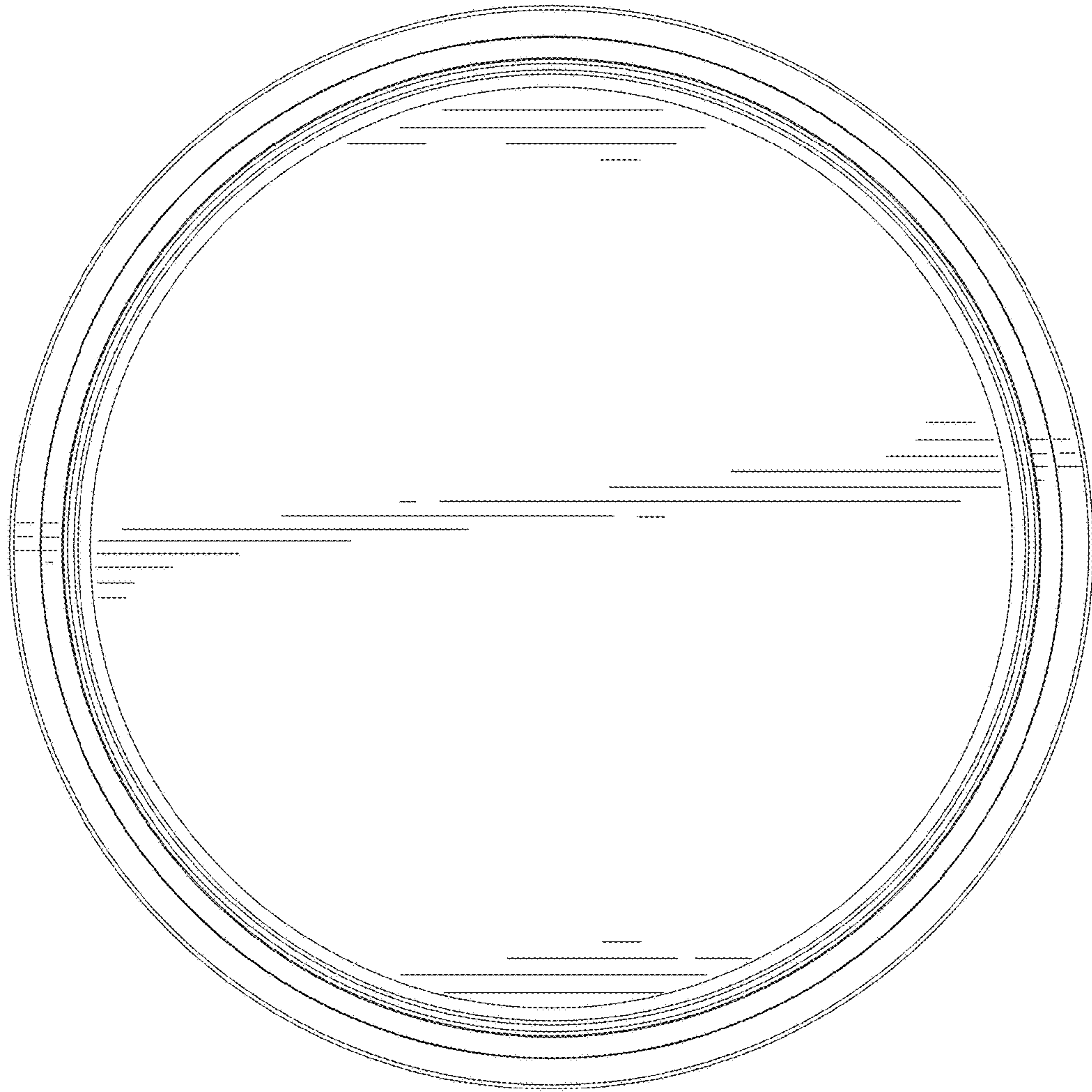


FIG. 12

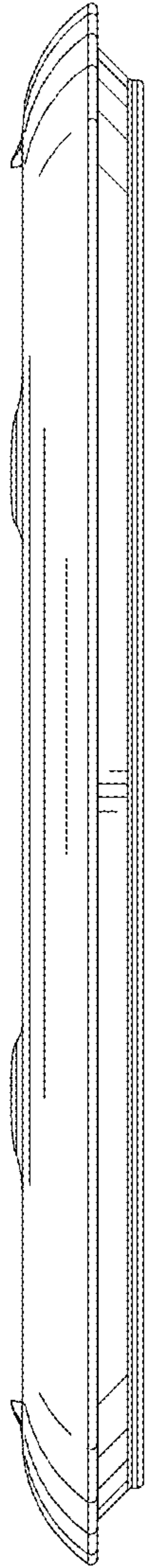


FIG. 13

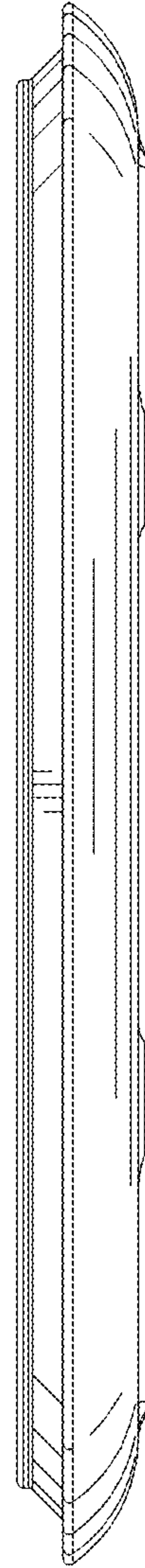


FIG. 14

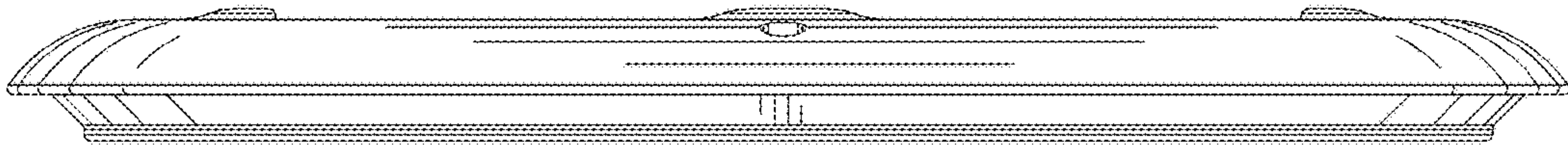


FIG. 15

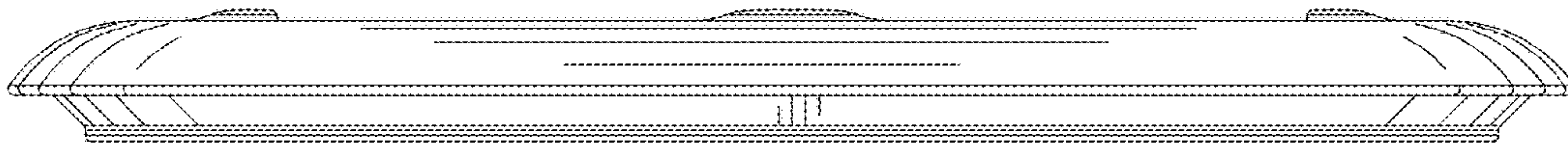


FIG. 16

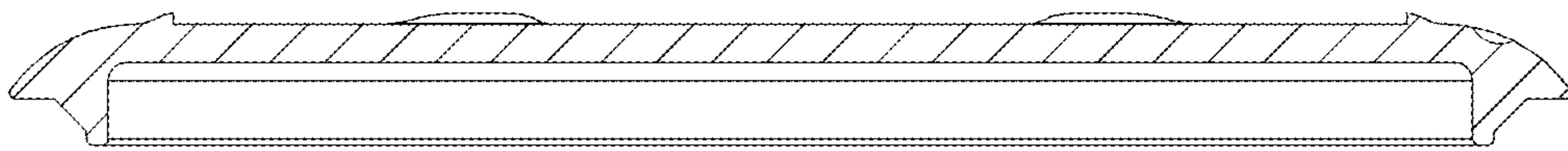


FIG. 17

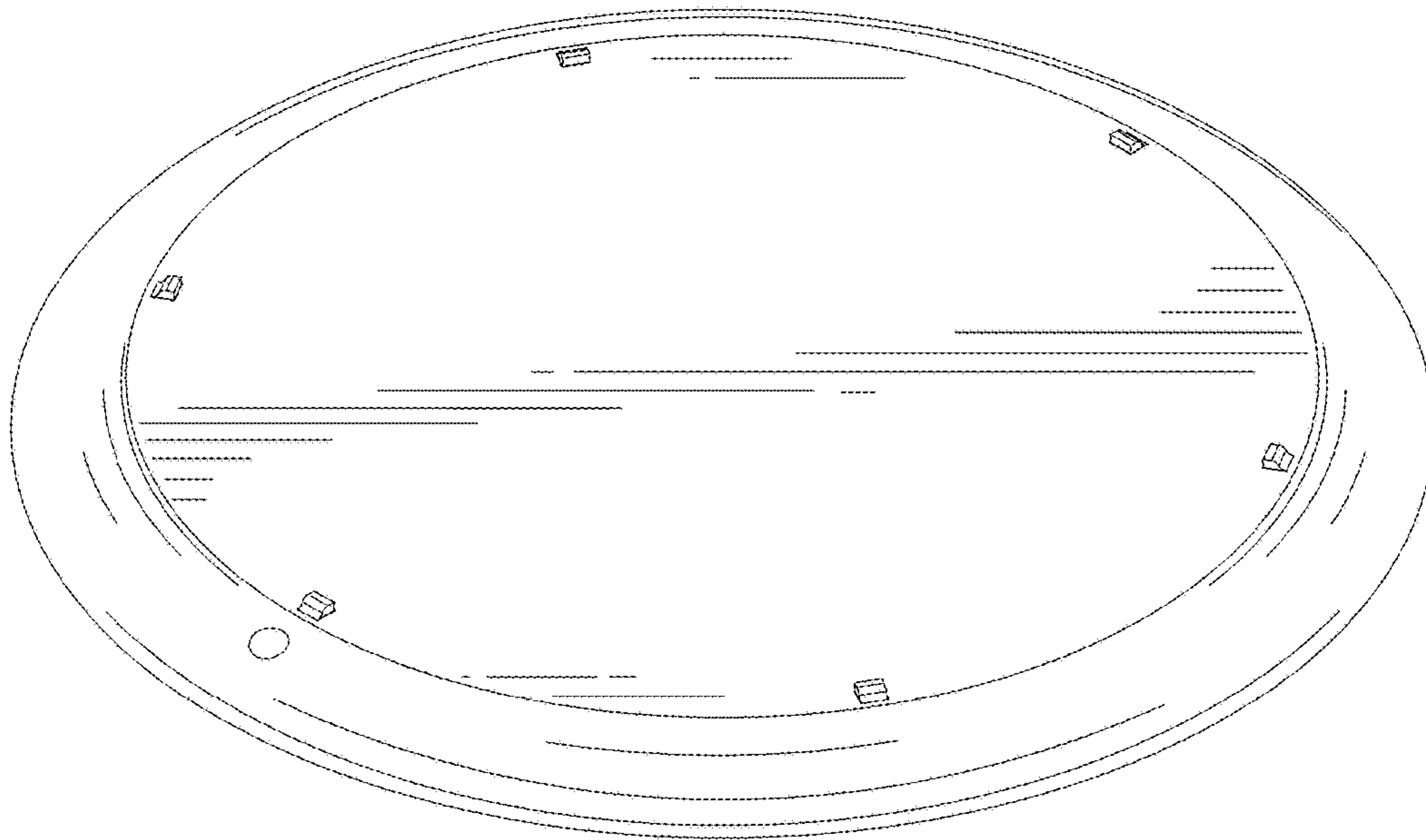


FIG. 18

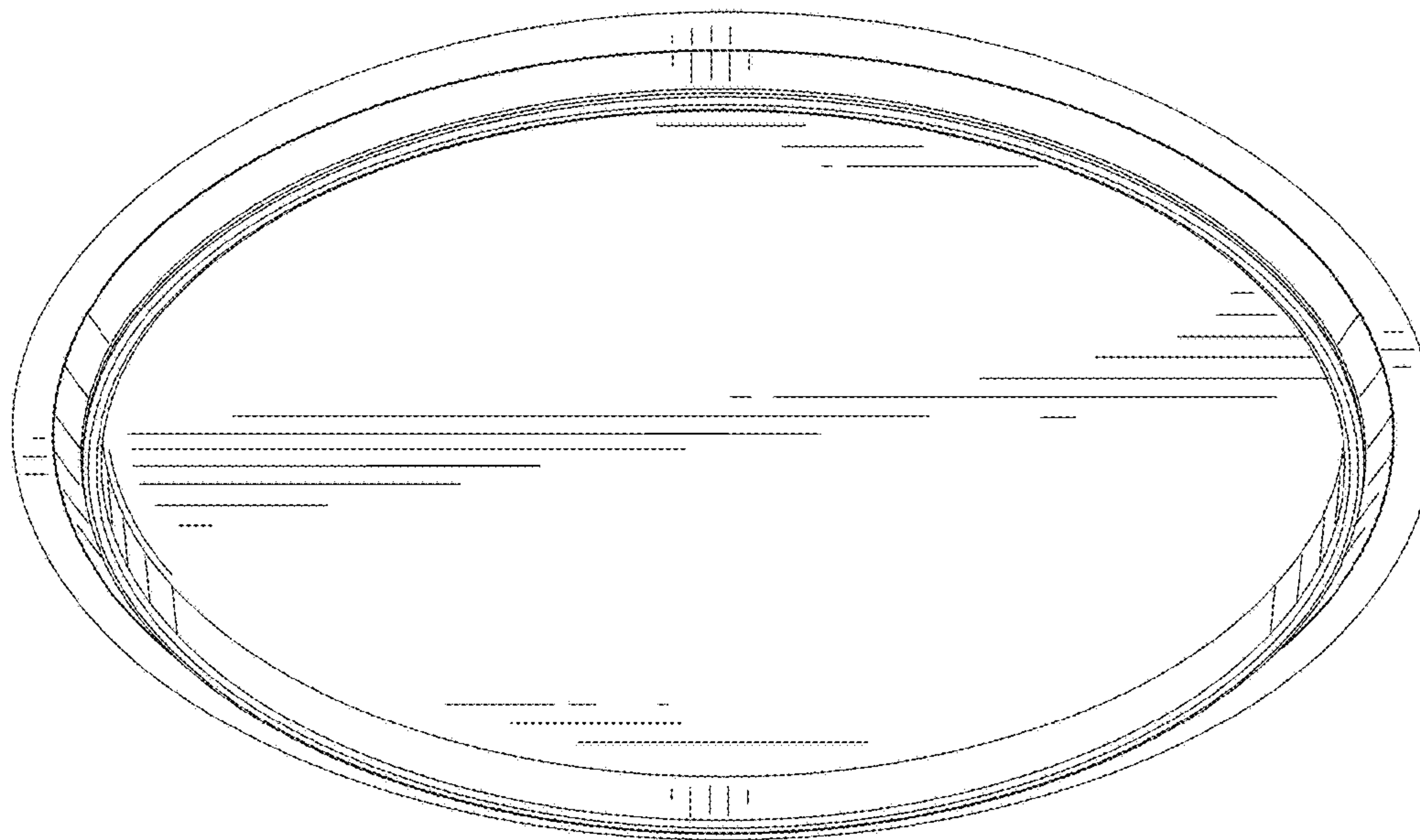


FIG. 19

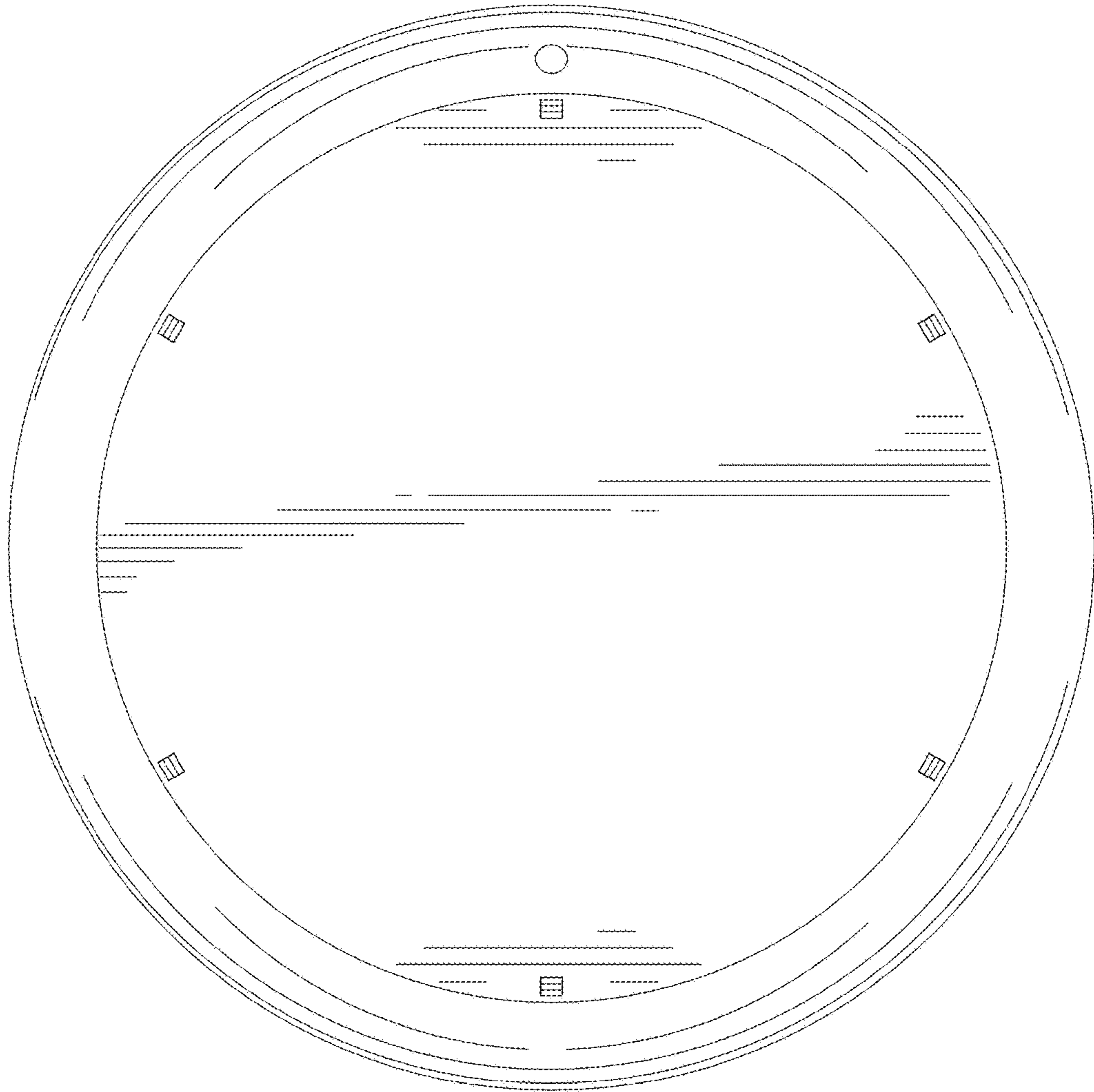


FIG. 20

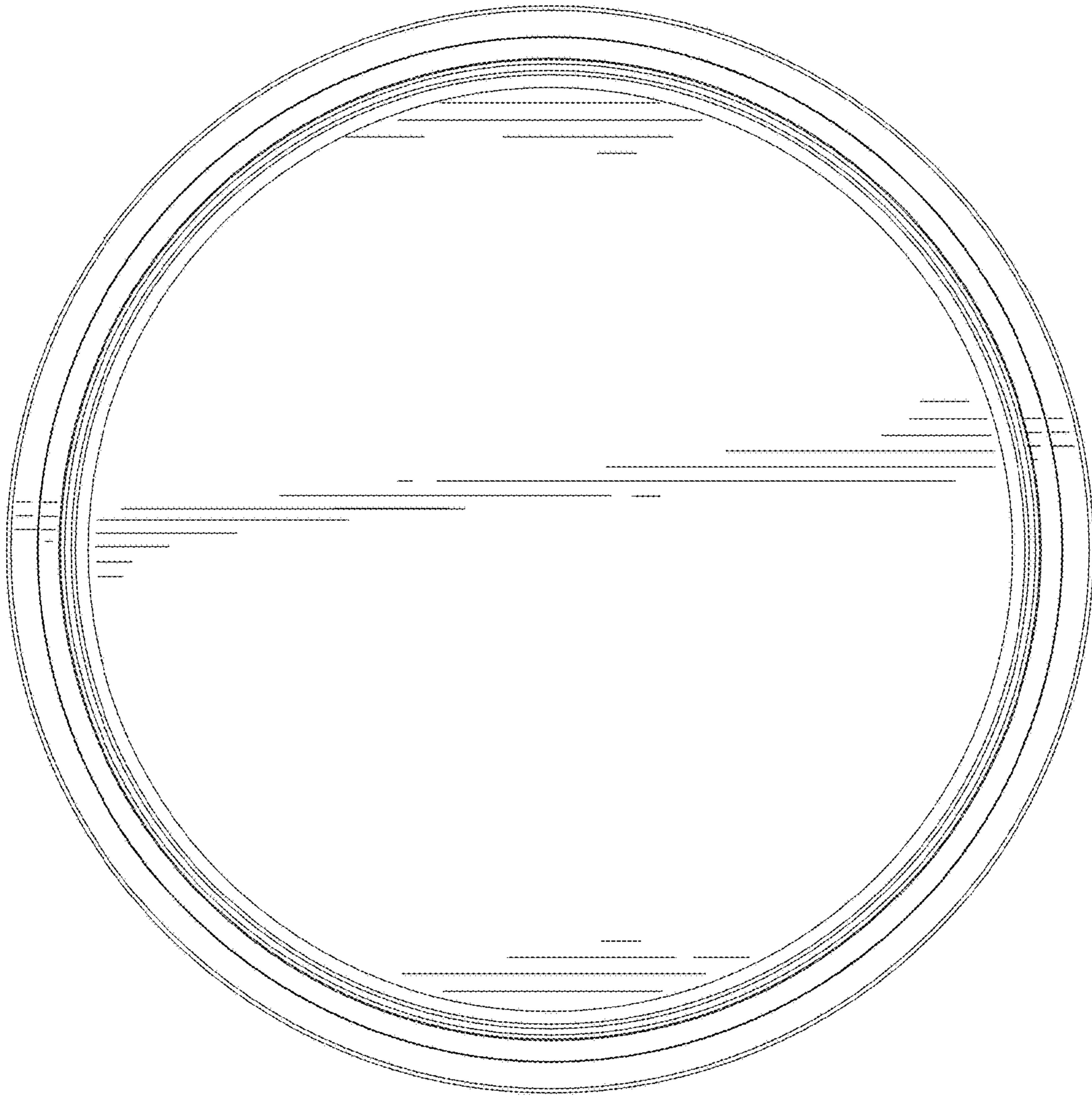


FIG. 21

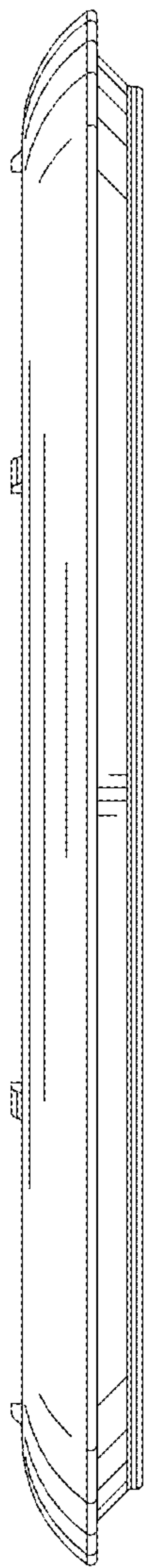


FIG. 22

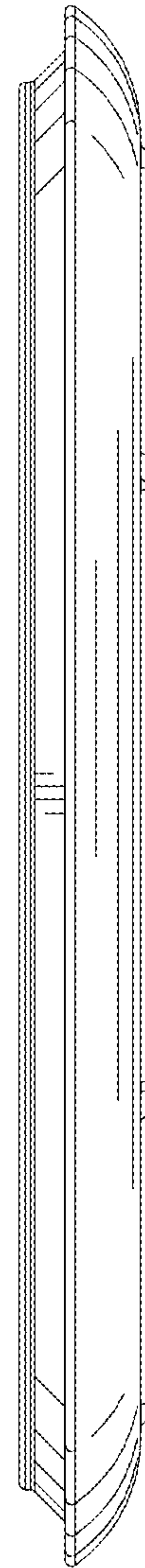


FIG. 23

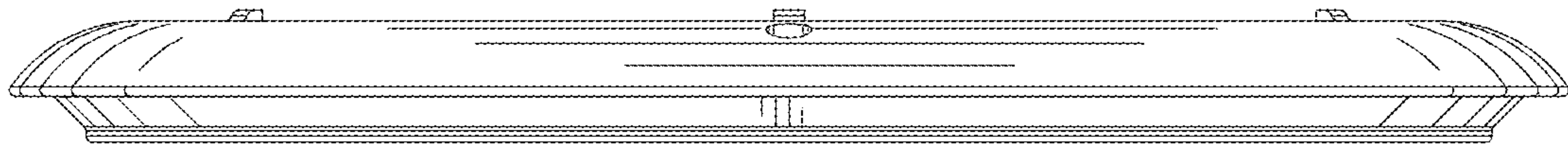


FIG. 24

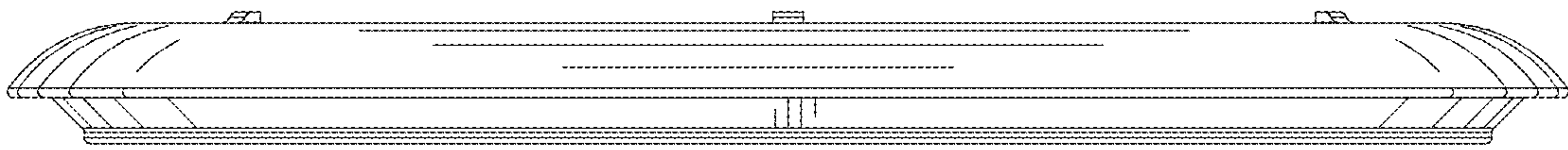


FIG. 25