



US00D819577S

(12) **United States Design Patent** (10) **Patent No.:** **US D819,577 S**
Hoffknecht et al. (45) **Date of Patent:** **** Jun. 5, 2018**

(54) **SWITCH**

(71) Applicants: **Marc Hoffknecht**, Newmarket (CA);
Simon Treadwell, Toronto (CA);
Sabolch Feigler, Mississauga (CA);
Marian Kosara, Pickering (CA)

(72) Inventors: **Marc Hoffknecht**, Newmarket (CA);
Simon Treadwell, Toronto (CA);
Sabolch Feigler, Mississauga (CA);
Marian Kosara, Pickering (CA)

(73) Assignee: **OSRAM SYLVANIA Inc.**, Wilmington,
MA (US)

(**) Term: **15 Years**

(21) Appl. No.: **29/558,570**

(22) Filed: **Mar. 18, 2016**

Related U.S. Application Data

(62) Division of application No. 29/492,292, filed on May
30, 2014, now Pat. No. Des. 781,247.

(51) **LOC (11) Cl.** **13-03**

(52) **U.S. Cl.**
USPC **D13/164**

(58) **Field of Classification Search**
USPC D13/162, 164, 171, 174, 177; D8/353
CPC .. H01H 3/12; H01H 9/02; H01H 9/16; H01H
9/18; H01H 9/181; H01H 9/182; H01H
13/04; H01H 13/14; H01H 2009/187;
H05B 33/0803; H05B 33/0863; H05B
37/02; H05B 37/0254; H05B 37/0272;
H05B 39/02; H05B 39/04; H05B 39/085;
H05B 39/086; H05B 39/088

See application file for complete search history.

(56) **References Cited**

U.S. PATENT DOCUMENTS

4,166,934 A * 9/1979 Marrero H01H 9/02
174/55
D297,406 S * 8/1988 Yandek D13/125
5,036,168 A * 7/1991 Kikuchi H01H 23/025
174/53
D327,657 S * 7/1992 Marcou D10/106.8
D331,741 S * 12/1992 Fujiyoshi D13/169

(Continued)

Primary Examiner — Selina Sikder

(74) *Attorney, Agent, or Firm* — Shaun P. Montana

(57) **CLAIM**

The ornamental design for a switch, as shown and described.

DESCRIPTION

FIG. 1 is a perspective view of the first embodiment showing
our new design;

FIG. 2 is a front view thereof;

FIG. 3 is a top view thereof;

FIG. 4 is a bottom view thereof;

FIG. 5 is a side view thereof;

FIG. 6 is a perspective view of the second embodiment;

FIG. 7 is a front view thereof;

FIG. 8 is a top view thereof;

FIG. 9 is a bottom view thereof;

FIG. 10 is a perspective view of the third embodiment;

FIG. 11 is a front view thereof;

FIG. 12 is a perspective view of the fourth embodiment;

FIG. 13 is a top view thereof;

FIG. 14 is a bottom view thereof;

FIG. 15 is a side view thereof;

FIG. 16 is a perspective view of the fifth embodiment;


FIG. 17 is a top view thereof;

FIG. 18 is a bottom view thereof; and,

FIG. 19 is a side view thereof.

The broken-line disclosure in the views is understood to
represent portions of the article in which the claimed design
is embodied, but which form no part of the claimed design.

1 Claim, 15 Drawing Sheets



(56)

References Cited

U.S. PATENT DOCUMENTS

D371,123 S * 6/1996 Amundsen D10/108
 D394,042 S * 5/1998 Hwang D13/171
 D422,567 S * 4/2000 Mayo D13/162
 D435,125 S * 12/2000 Boessel D26/26
 D465,460 S * 11/2002 Mayo D13/164
 6,930,260 B2 * 8/2005 Clegg H01H 13/70
 200/5 A
 D537,795 S * 3/2007 Chen D13/162
 D560,619 S * 1/2008 Hewson D13/162
 D564,457 S * 3/2008 Billings D13/162
 D570,790 S * 6/2008 Egea Soler D13/162
 D574,333 S * 8/2008 Hewson D13/162
 D581,369 S * 11/2008 Egea Soler D13/162
 D586,762 S * 2/2009 Nichols D13/171
 D587,214 S * 2/2009 Nichols D13/171
 7,538,285 B2 * 5/2009 Patel H01H 13/705
 200/314

D598,866 S * 8/2009 Rinna D13/162
 D633,448 S * 3/2011 Biery D13/171
 D636,351 S * 4/2011 Rodriguez D13/164
 D638,375 S * 5/2011 Clymer D13/168
 8,102,375 B1 * 1/2012 Feldstein G06F 3/02
 341/23
 D653,627 S * 2/2012 Hoffknecht D13/164
 D654,030 S * 2/2012 Hoffknecht D13/164
 D664,101 S * 7/2012 Hoffknecht D13/164
 D680,084 S * 4/2013 McDonald D13/168
 D682,795 S * 5/2013 McDonald D13/168
 D701,178 S * 3/2014 Wisniewski D13/174
 D714,736 S * 10/2014 O'Donnel D13/164
 D721,659 S * 1/2015 Rodriguez D13/164
 D733,076 S * 6/2015 Jacoby D13/164
 D781,247 S * 3/2017 Hoffknecht D13/164
 2006/0201694 A1 * 9/2006 Lindenstrauss H02G 3/125
 174/66
 2008/0136683 A1 * 6/2008 Swatsky H05B 37/0272
 341/23

* cited by examiner

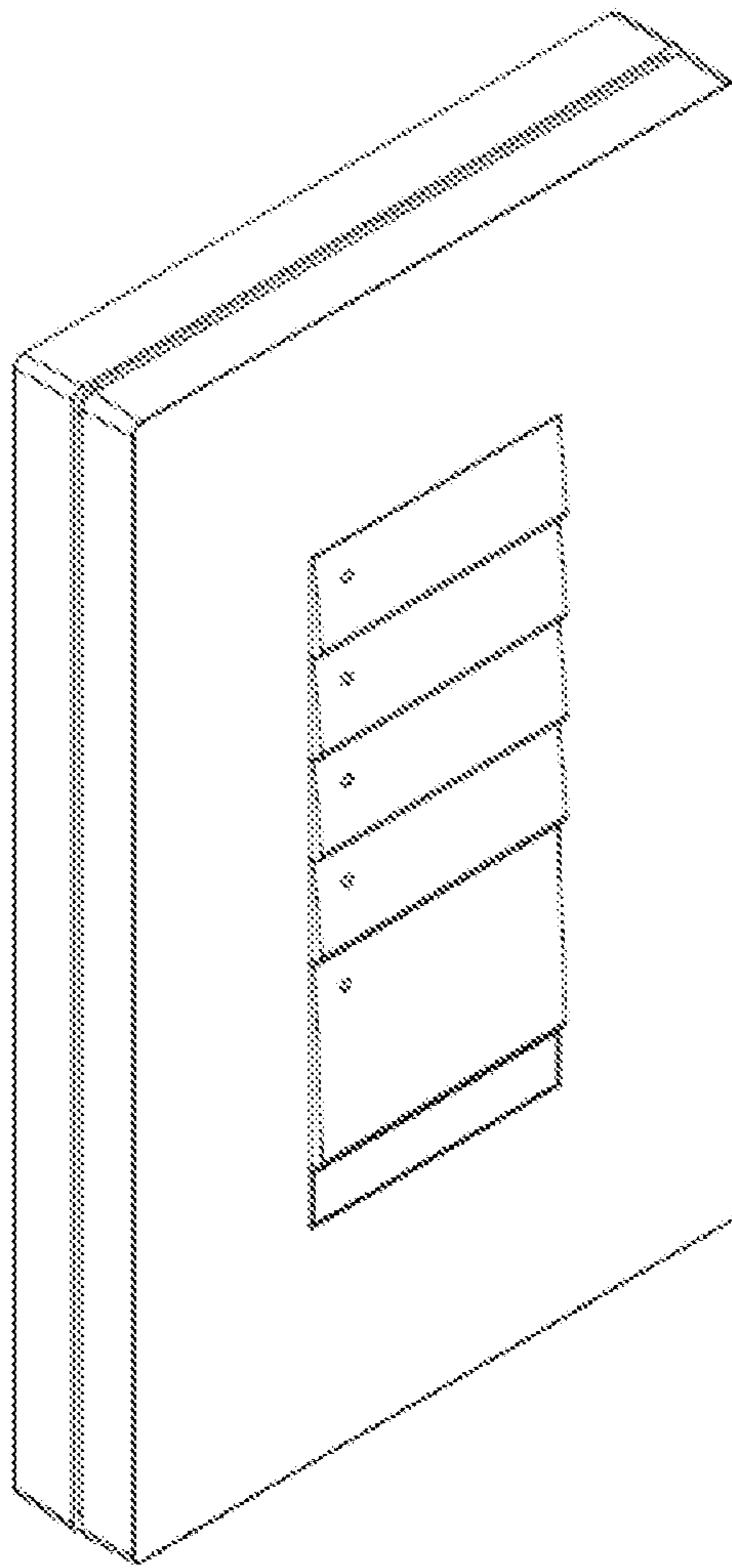


FIG. 1

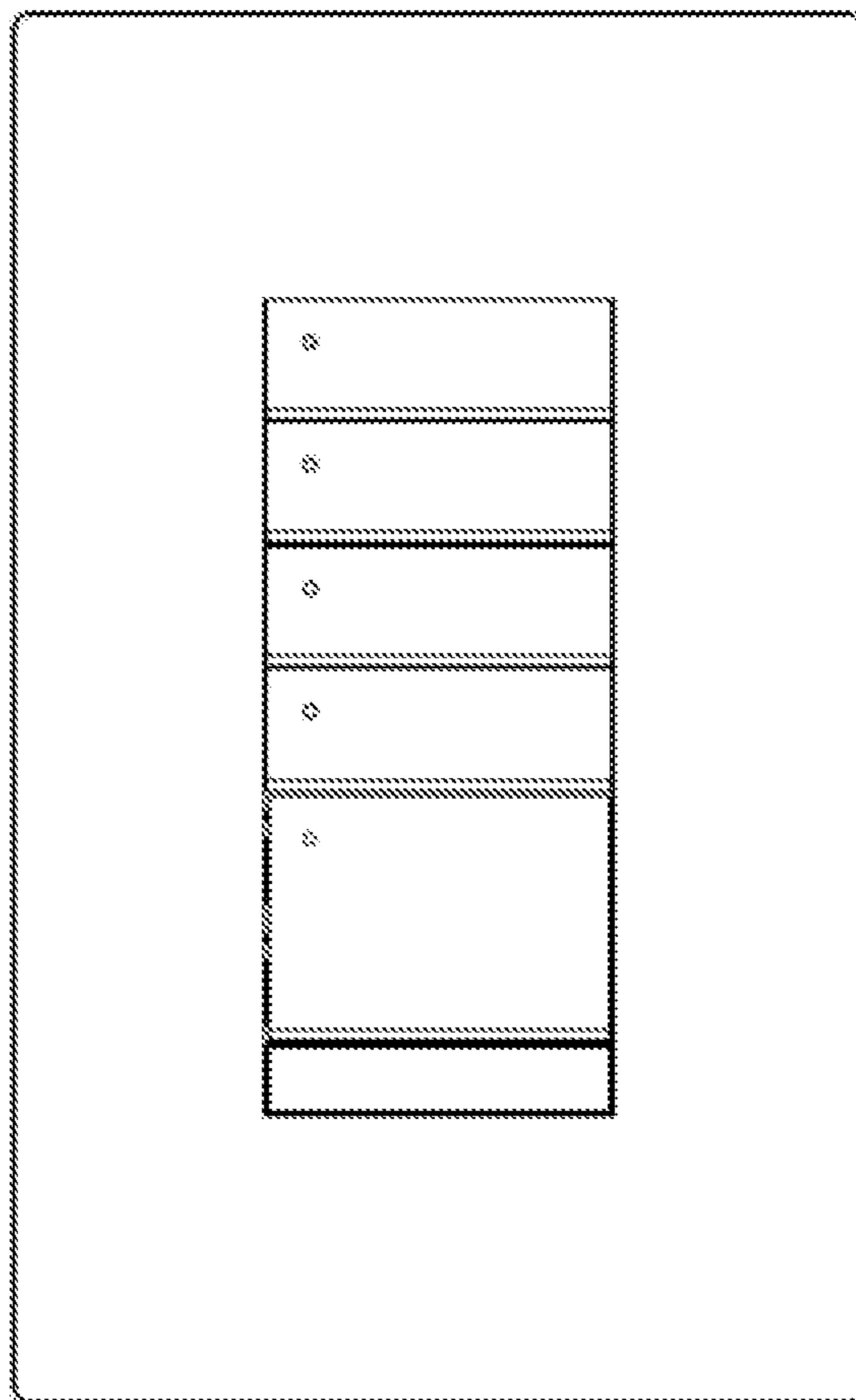


FIG. 2




FIG. 3




FIG. 4




FIG. 5

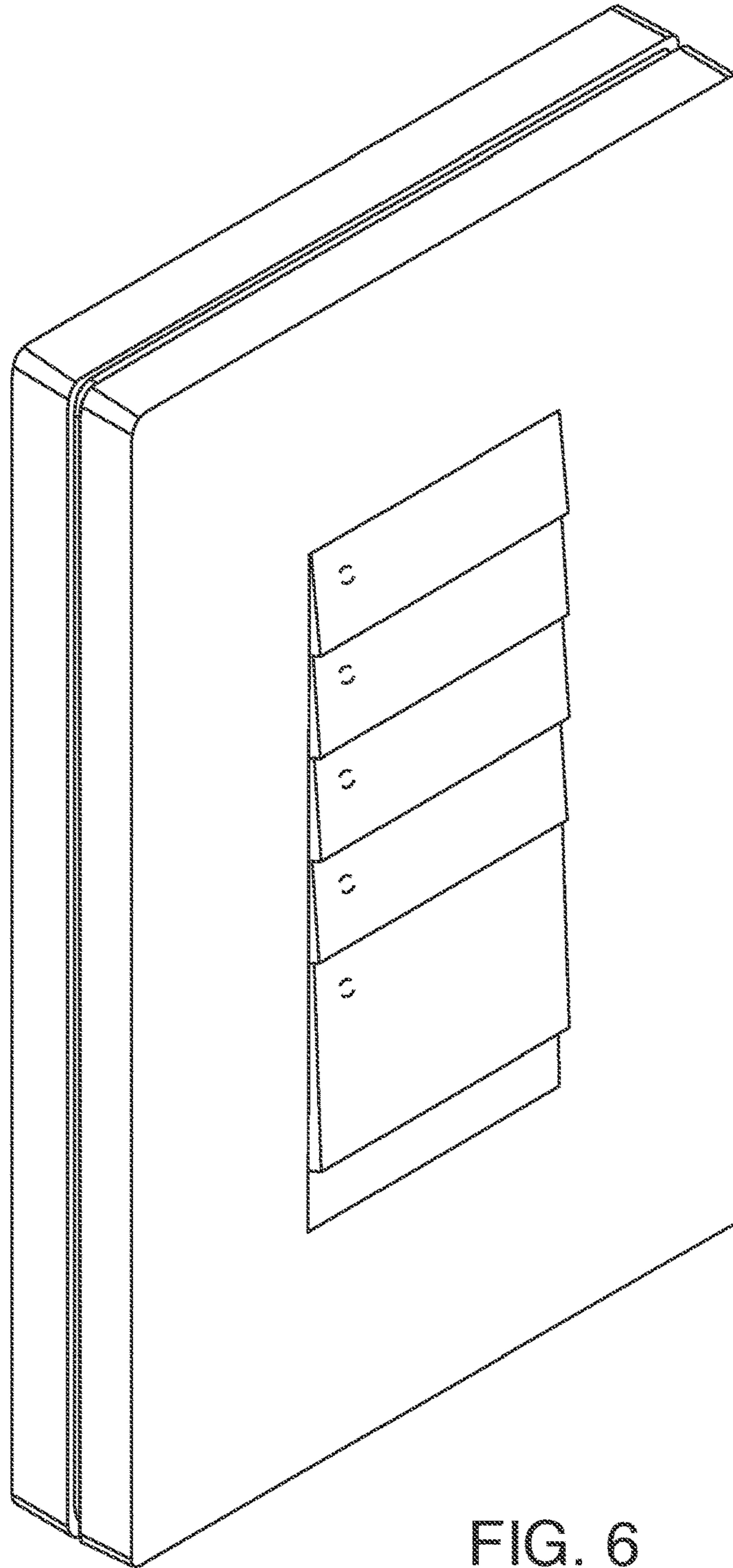


FIG. 6

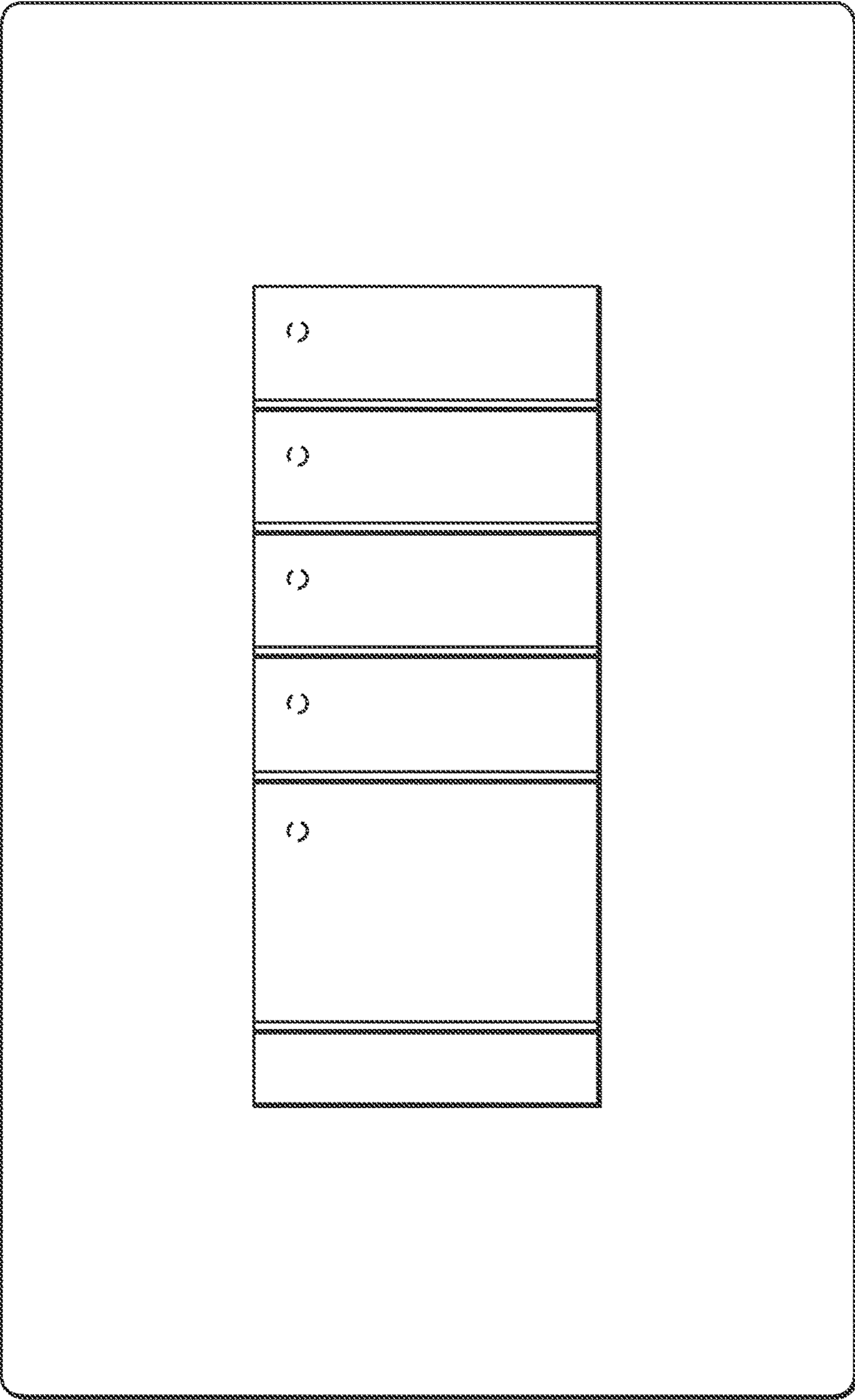


FIG. 7




FIG. 8




FIG. 9

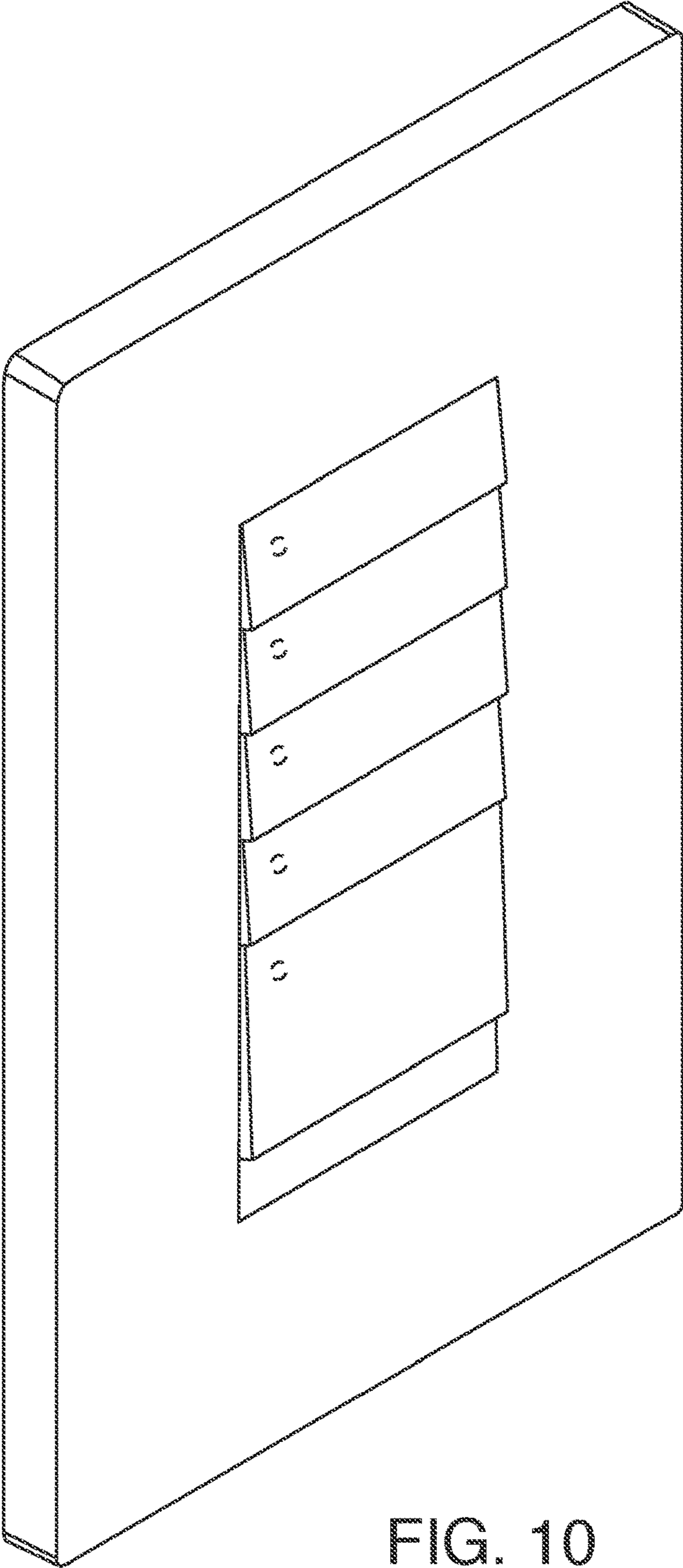


FIG. 10

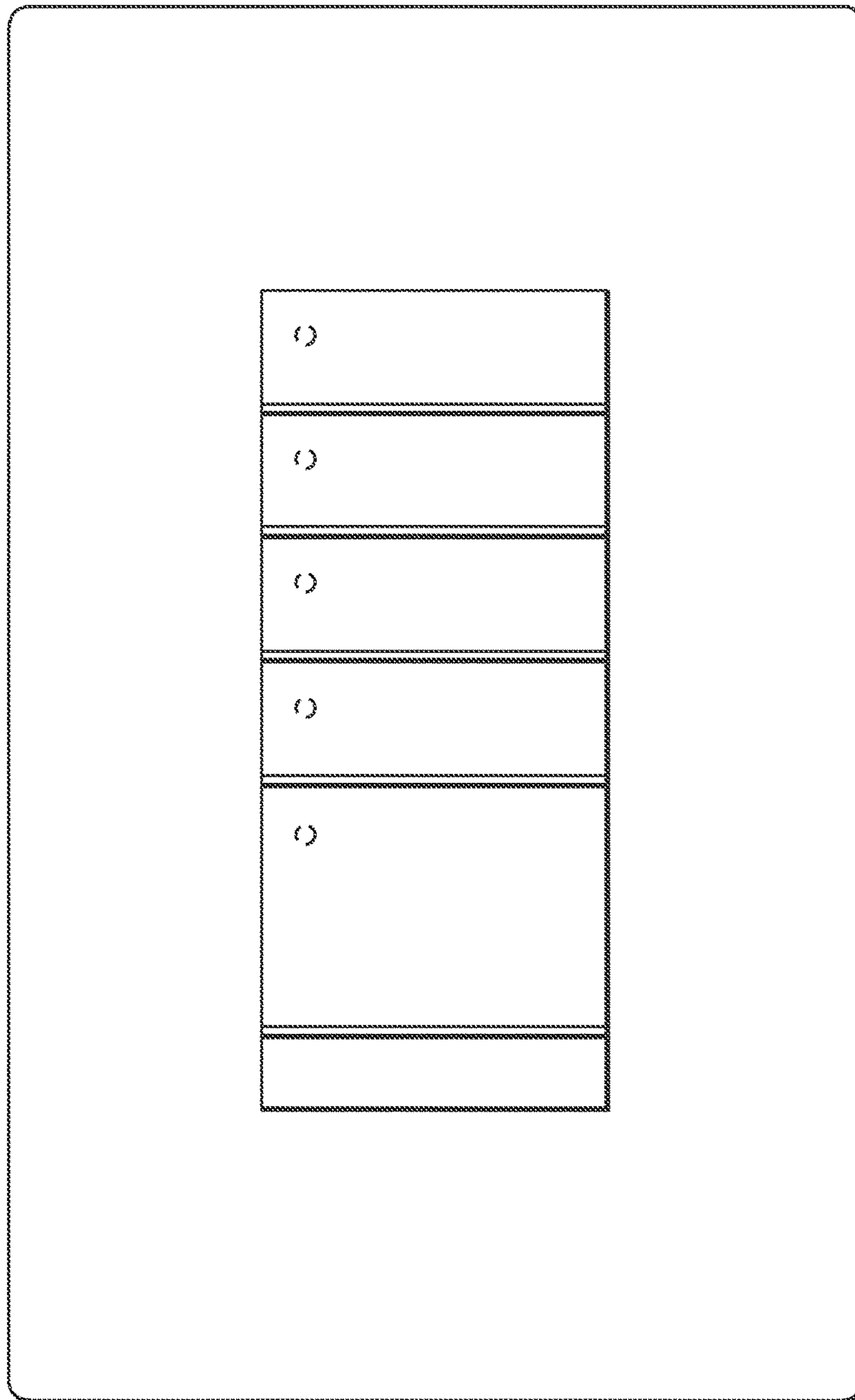


FIG. 11

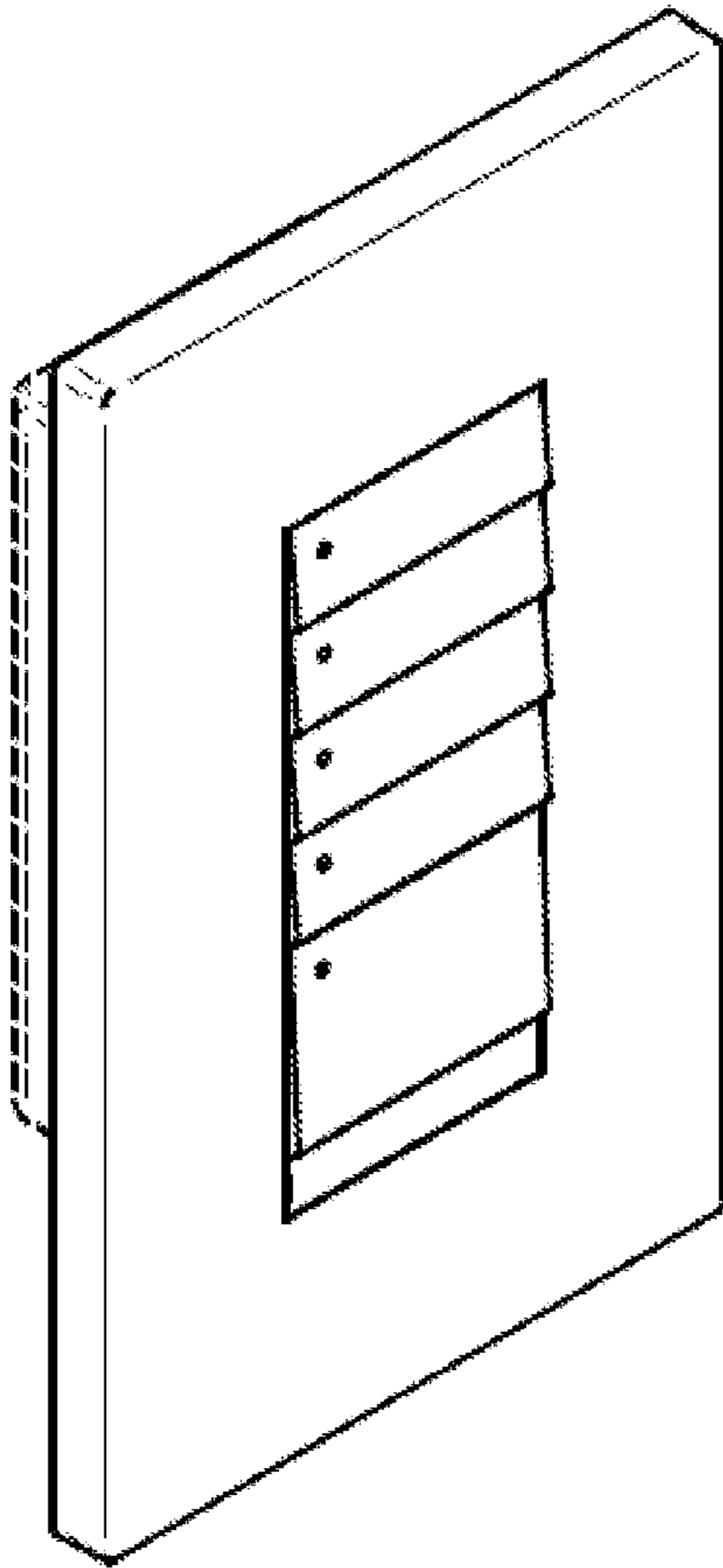


FIG. 12

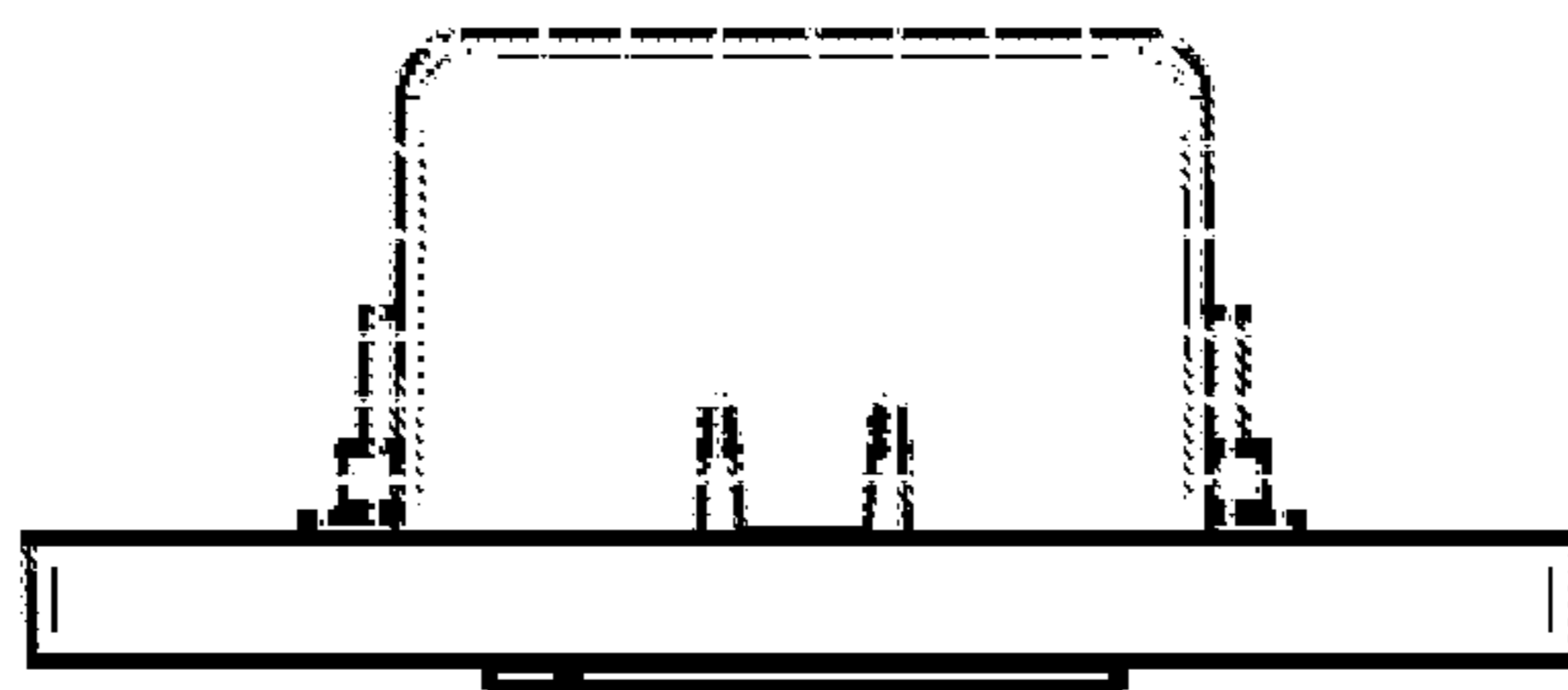


FIG. 13




FIG. 14




FIG. 15

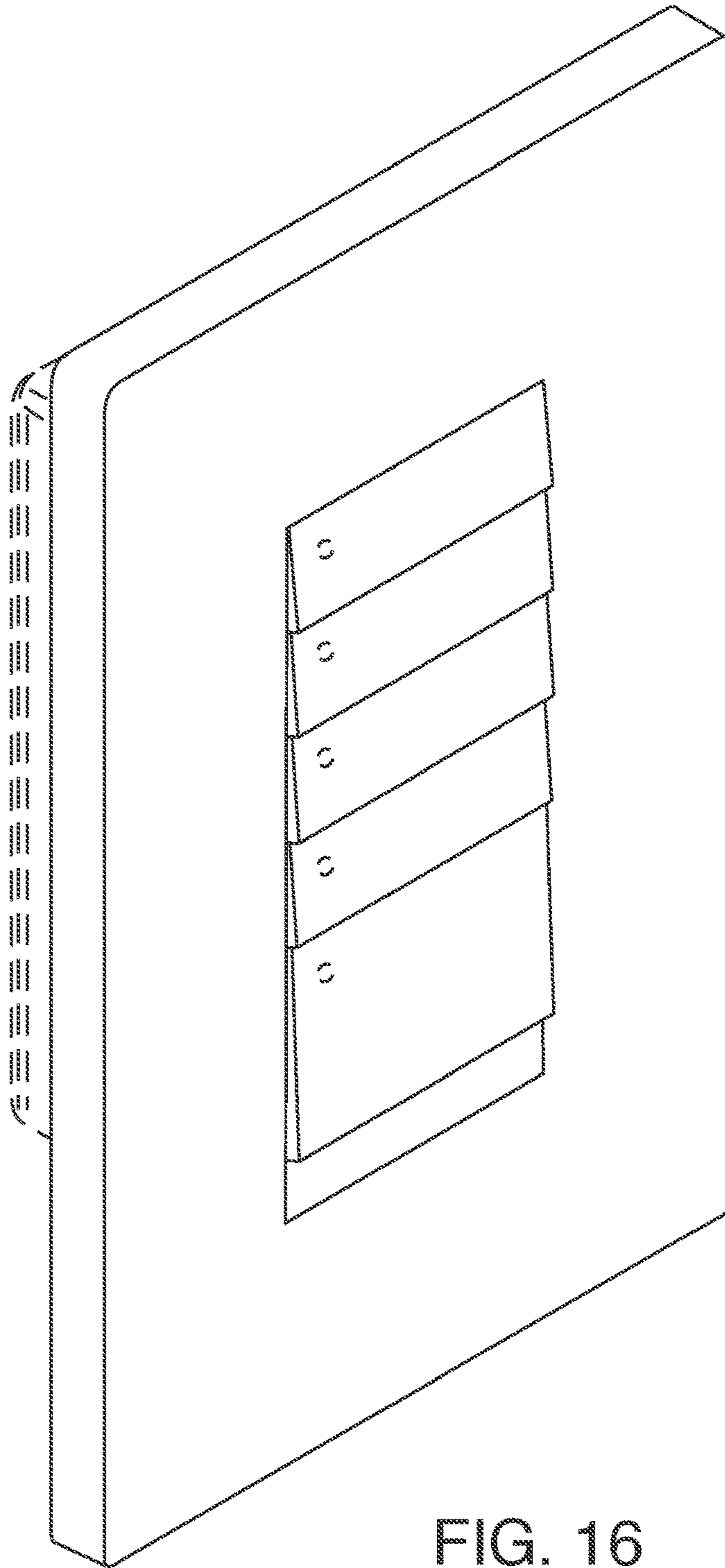


FIG. 16



FIG. 17




FIG. 18




FIG. 19