



US00D819574S

(12) **United States Design Patent**
Masoud et al.

(10) **Patent No.:** **US D819,574 S**
(45) **Date of Patent:** **** Jun. 5, 2018**

- (54) **SET OF PHONE CHARGERS**
- (71) Applicants: **Mahmoud Jamal Masoud**, Oak Creek, WI (US); **Moadh Jamal Masoud**, Oak Creek, WI (US)
- (72) Inventors: **Mahmoud Jamal Masoud**, Oak Creek, WI (US); **Moadh Jamal Masoud**, Oak Creek, WI (US)
- (**) Term: **15 Years**
- (21) Appl. No.: **29/584,643**
- (22) Filed: **Nov. 16, 2016**
- (51) **LOC (11) Cl.** **13-03**
- (52) **U.S. Cl.**
USPC **D13/147; D11/6**
- (58) **Field of Classification Search**
USPC D13/107-110, 118-119, 184, 144, 147; D14/250; D11/3, 6, 81
CPC Y02E 60/12; Y02T 90/14; Y02T 90/122; Y02T 90/128; Y02T 90/163; H02J 7/025; H02J 7/0042; H02J 7/0044; H02J 7/0045; H02J 7/0003; H01F 38/14; H01R 13/6675; H01M 2/1022; H01M 2/1055; H01M 10/44; H01M 10/46; H01M 10/425; B60L 11/182
See application file for complete search history.

- D731,979 S * 6/2015 Edwards D13/146
- D734,259 S * 7/2015 Cepress D13/110
- D781,785 S * 3/2017 Akana D13/147
- D786,118 S * 5/2017 Rafaelian D11/13
- D790,465 S * 6/2017 Zhao D13/110
- D800,731 S * 10/2017 He D14/433
- D804,412 S * 12/2017 Huang D13/108

* cited by examiner

Primary Examiner — Robert M. Spear
Assistant Examiner — Alison M Ofstun
(74) *Attorney, Agent, or Firm* — Dunlap Bennett & Ludwig PLLC

(57) **CLAIM**

The ornamental design for a set of phone chargers, as shown and described.

DESCRIPTION

FIG. 1 is a left front perspective view of a set of phone chargers;
FIG. 2 is a right front perspective view of a set of phone chargers;
FIG. 3 is a front elevation view thereof, the rear elevation view being a mirror image thereof;
FIG. 4 is a left elevation view thereof, the right elevation view being a mirror image thereof;
FIG. 5 is a top plan view thereof;
FIG. 6 is a bottom plan view thereof; and,
FIG. 7 is a left front perspective view of the set of phone chargers, shown in use.

The broken lines shown in the drawings depict portions of the set of phone chargers that form no part of the claimed design.

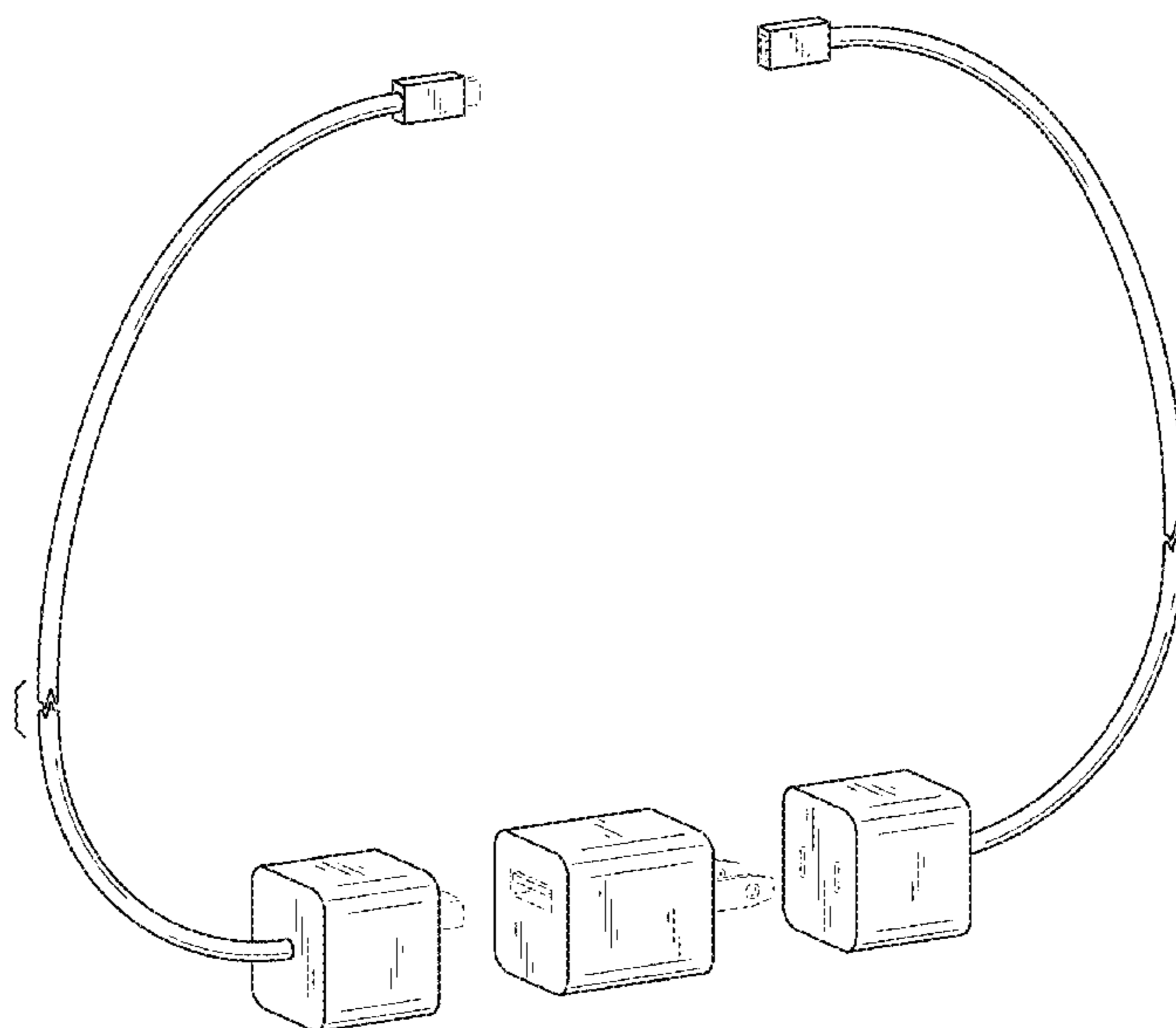
The cords are shown with symbolic breaks in their lengths. The appearance of any portion of the article between the break lines forms not part of the claimed design.

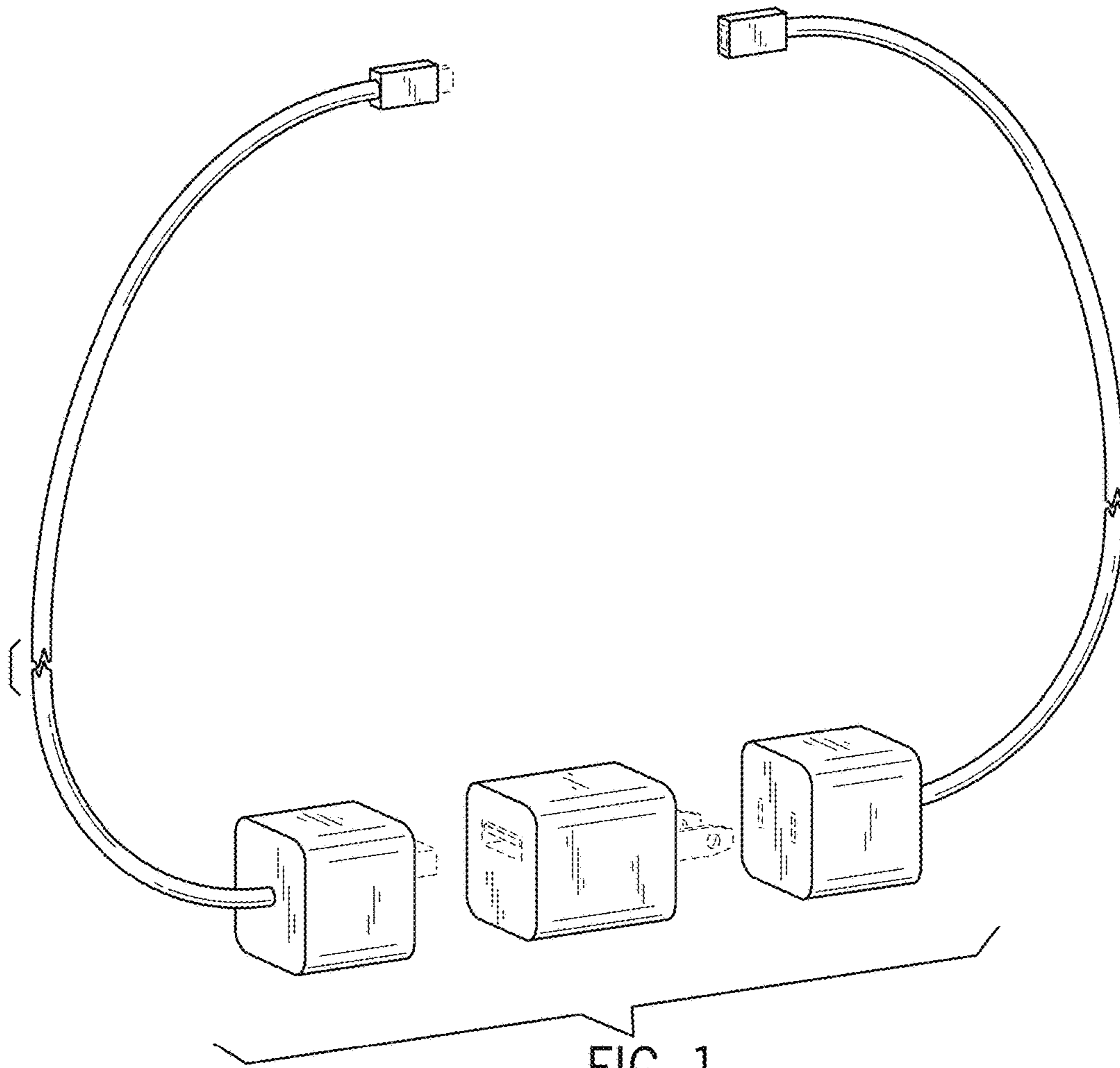
1 Claim, 5 Drawing Sheets

(56) **References Cited**

U.S. PATENT DOCUMENTS

- D575,658 S * 8/2008 Lee D11/4
- D665,750 S * 8/2012 Li D13/146
- D680,077 S * 4/2013 Richards D13/147
- D705,174 S * 5/2014 Wong D13/147
- D716,235 S * 10/2014 Tien D13/147
- D719,092 S * 12/2014 Huang D13/110





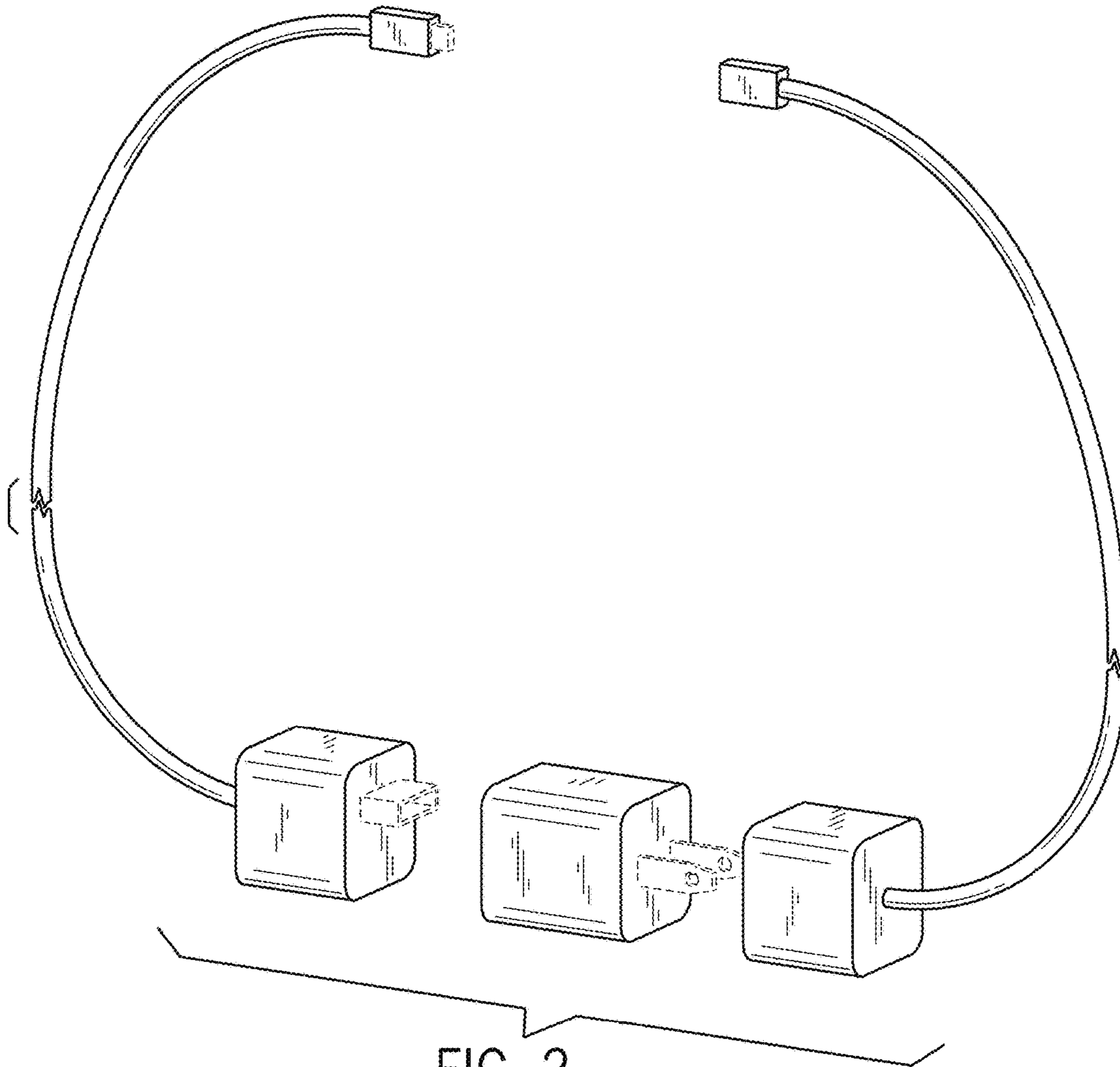


FIG. 2

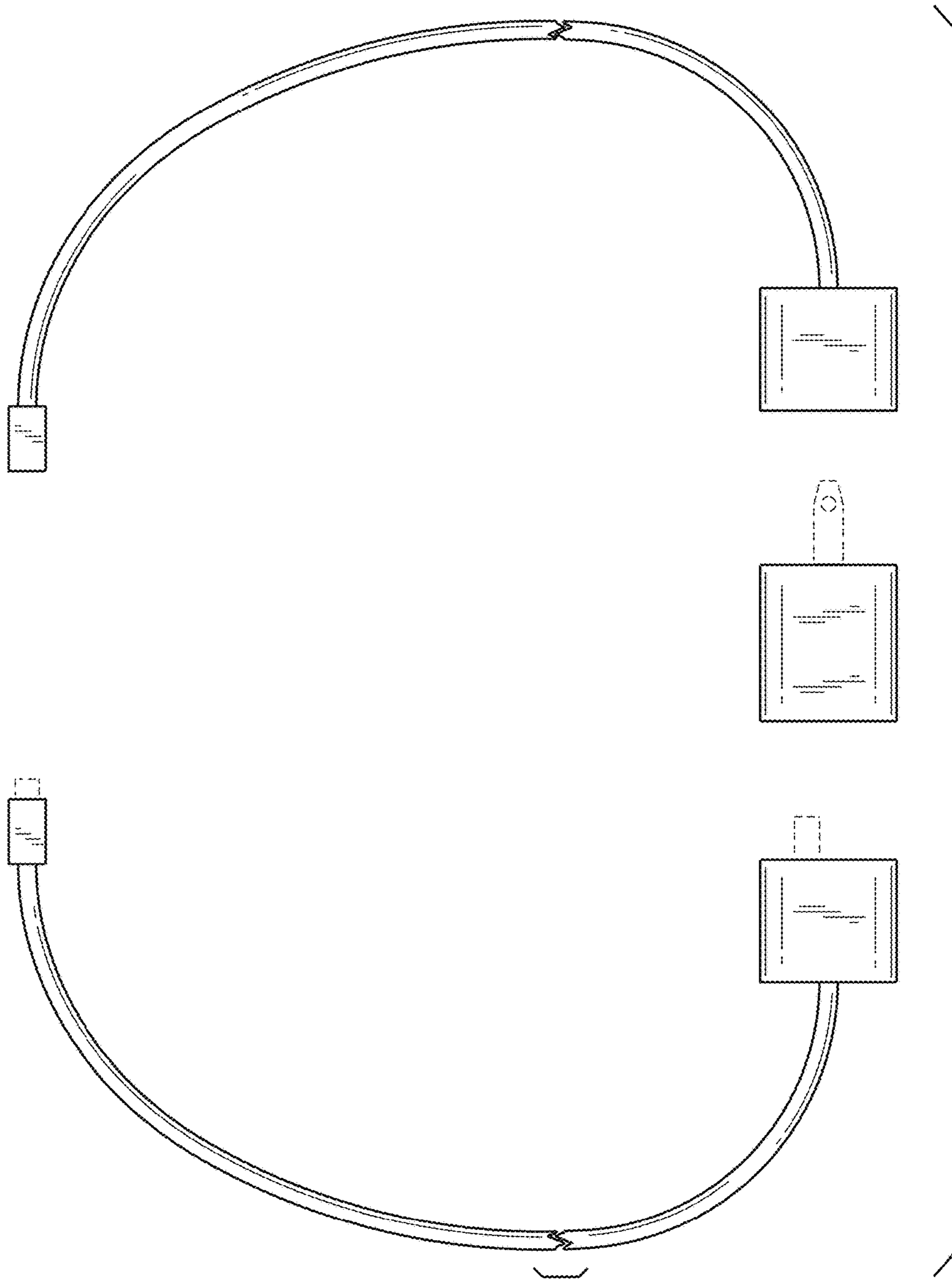


FIG. 3

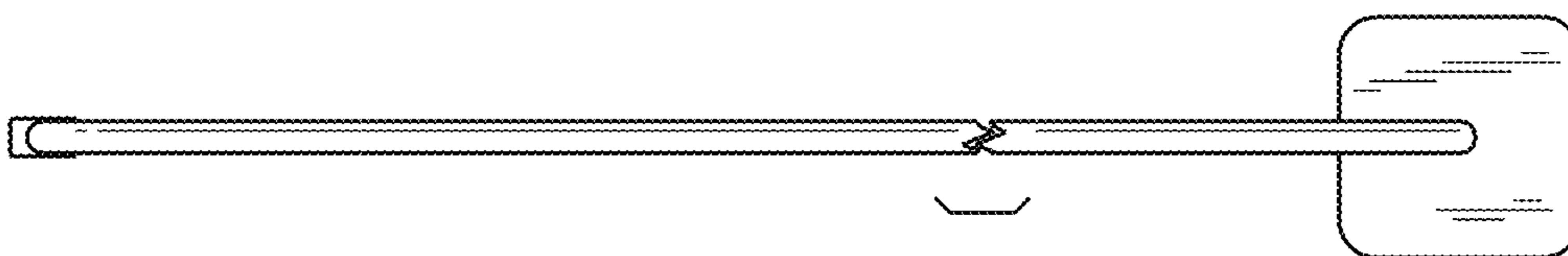


FIG. 4

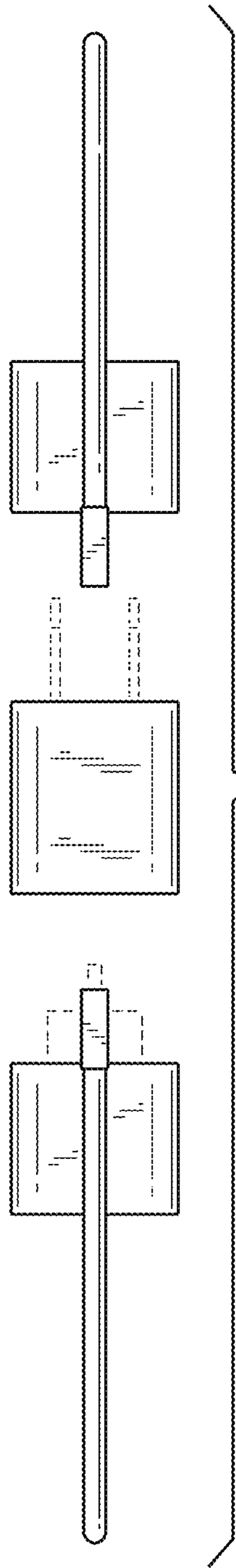


FIG. 5

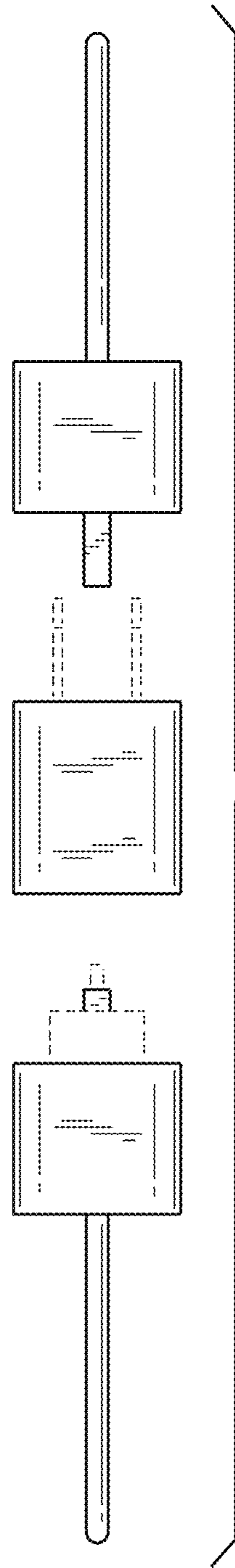


FIG. 6

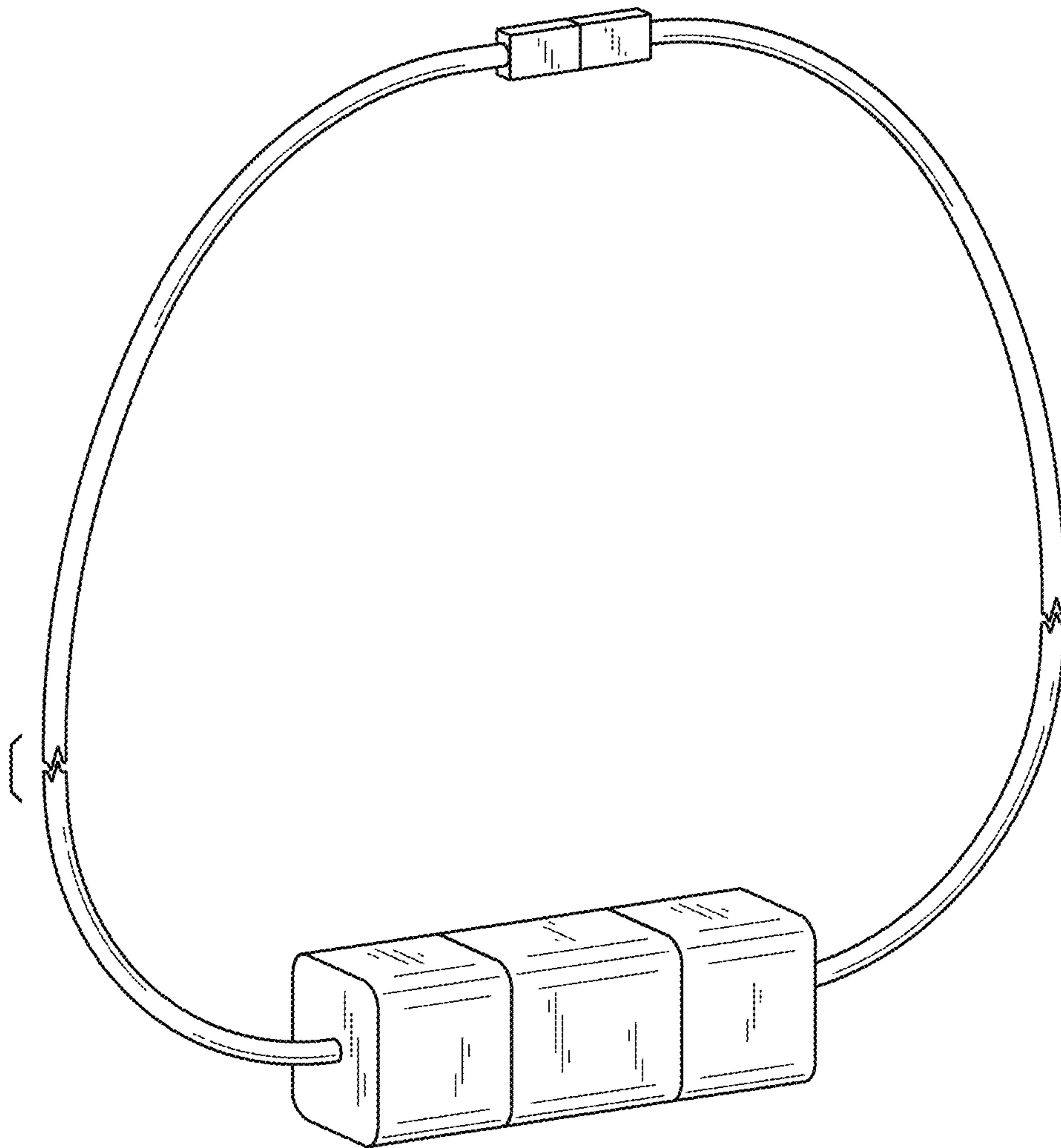


FIG. 7