



US00D819549S

(12) **United States Design Patent**
Dixon et al.

(10) **Patent No.:** **US D819,549 S**
(45) **Date of Patent:** **** *Jun. 5, 2018**

(54) **TIRE**

(71) Applicant: **The Goodyear Tire & Rubber Company**, Akron, OH (US)
(72) Inventors: **Max Harold Dixon**, Kent, OH (US); **Paul Bryan Maxwell**, Kent, OH (US); **Nicholas Thomas Schoeppner**, Cuyahoga Falls, OH (US); **Amanda Gari McGee**, Copley, OH (US); **Karl Eric Sundkvist**, Akron, OH (US); **Jonathan Robert Luke**, North Canton, OH (US)

(73) Assignee: **The Goodyear Tire & Rubber Company**, Akron, OH (US)

(*) Notice: This patent is subject to a terminal disclaimer.

(**) Term: **15 Years**

(21) Appl. No.: **29/585,609**

(22) Filed: **Nov. 28, 2016**

(51) **LOC (11) Cl.** **12-15**

(52) **U.S. Cl.**
USPC **D12/532**

(58) **Field of Classification Search**
USPC D12/505, 519, 521, 522, 523, 530, 531, D12/532, 579, 582, 583, 584, 585, 586, D12/588, 590, 591, 596, 597, 602, 603
(Continued)

(56) **References Cited**

U.S. PATENT DOCUMENTS

D505,383 S 5/2005 Ratliff, Jr. et al. D12/551
D514,059 S 1/2006 Dixon D12/552
(Continued)

FOREIGN PATENT DOCUMENTS

JP D1347634 S 1/2009
JP D1390681 6/2017

OTHER PUBLICATIONS

Japanese Search Report received by Applicant dated Sep. 15, 2017.

Primary Examiner — Robert M. Spear
(74) *Attorney, Agent, or Firm* — Robert N. Lipsik

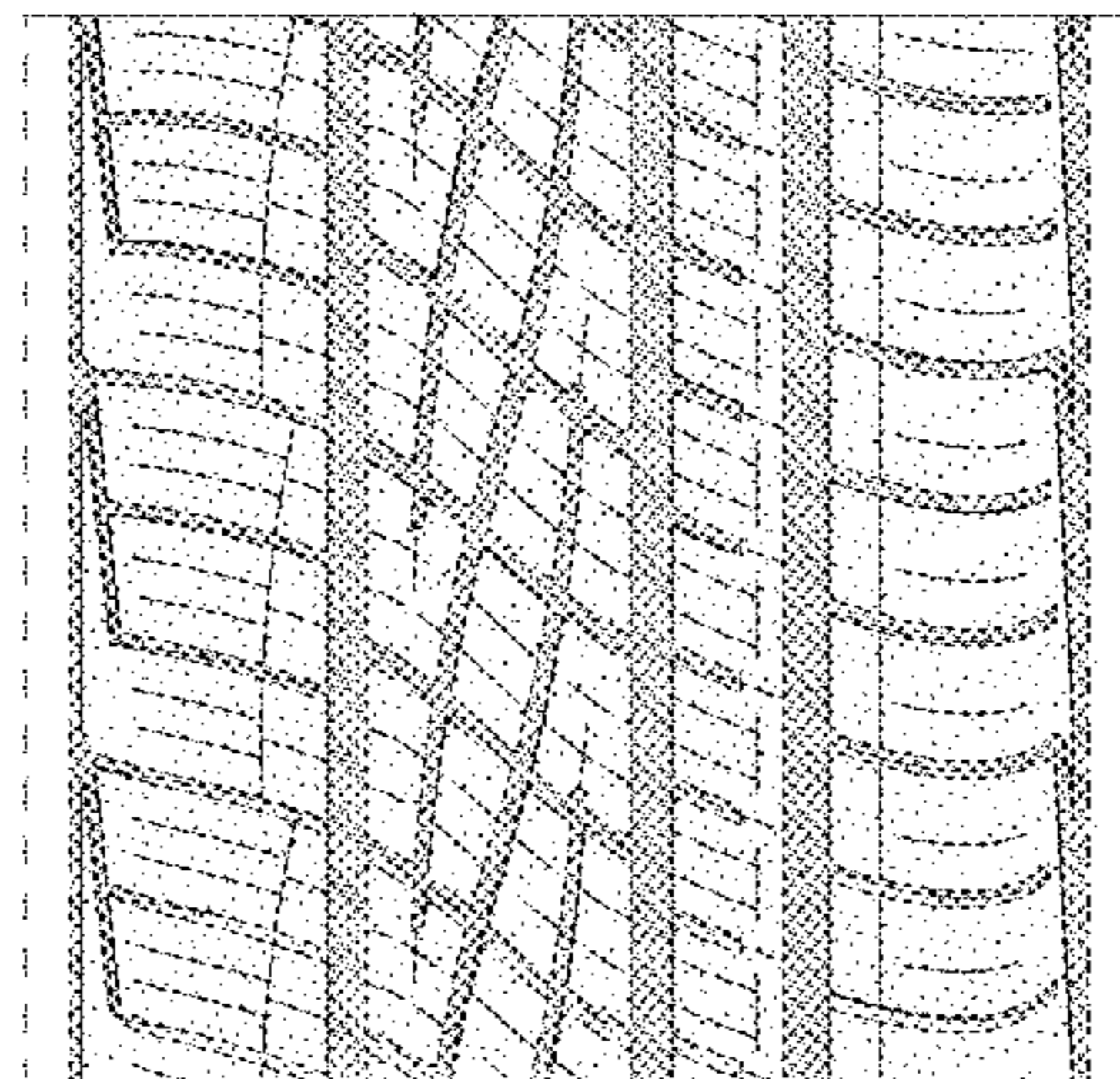
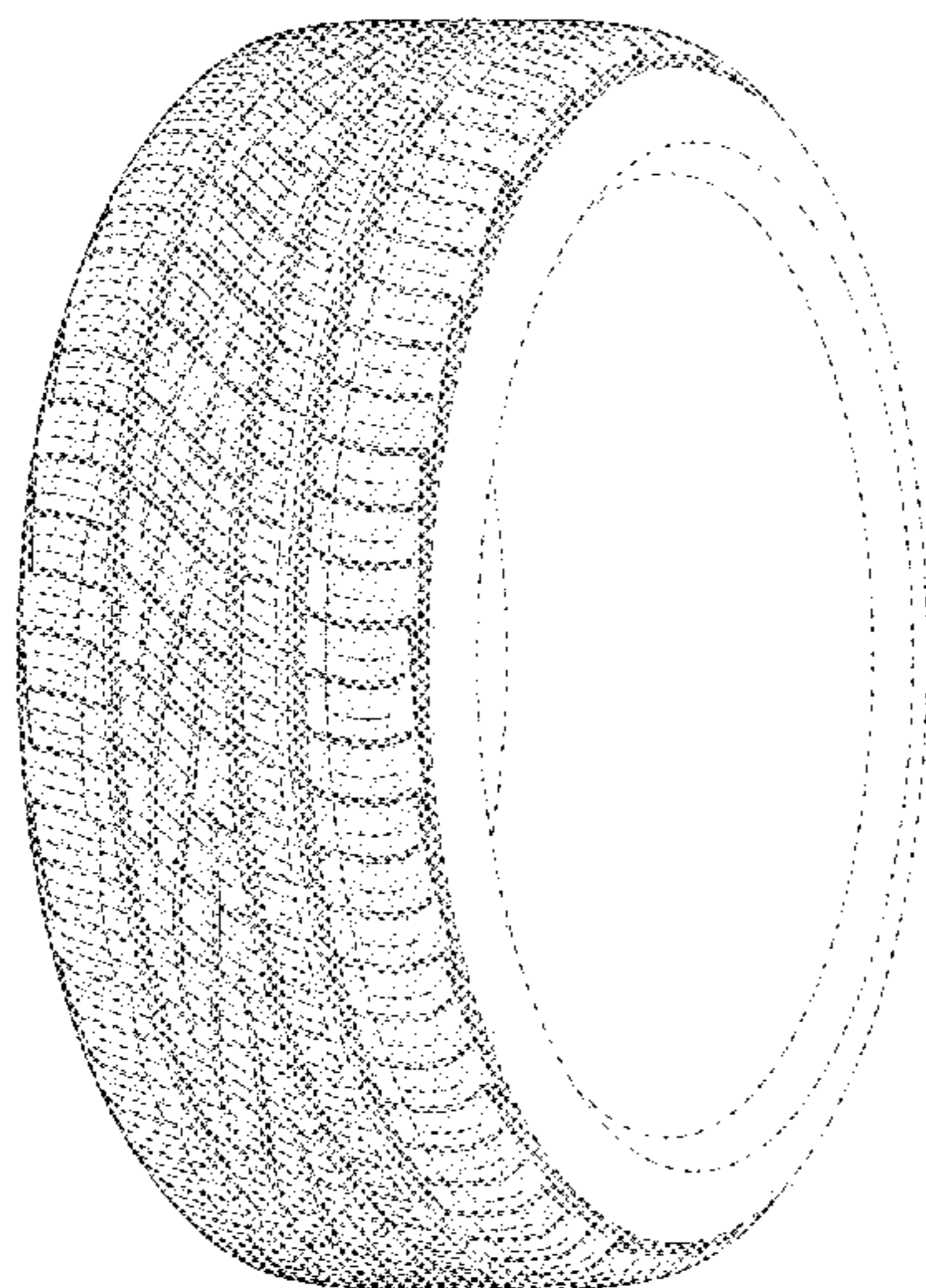
(57) **CLAIM**

The ornamental design for a tire, as shown and described.

DESCRIPTION

FIG. 1 is a right side perspective view of a tire showing our new design, it being understood that the pattern repeats uniformly throughout the circumference of the tread;
FIG. 2 is a left side perspective view thereof;
FIG. 3 is a front elevational view thereof;
FIG. 4 is a right side elevational view thereof;
FIG. 5 is a left side elevational view thereof;
FIG. 6 is an enlarged fragmentary front elevational view thereof;
FIG. 7 is a right side perspective view of a second embodiment of a tire showing our new design, it being understood that the pattern repeats uniformly throughout the circumference of the tread;
FIG. 8 is a left side perspective view of a second embodiment; and,
FIG. 9 is a front elevational view of a second embodiment, it being understood that an enlarged fragmentary view thereof would be substantially identical to that shown in FIG. 6, with the exception of the inclusion of the sidewall in solid lines.
In the drawings, the broken lines showing of the sidewall, inner bead and the peripheral boundary between the tire tread and the sidewall in FIGS. 1 through 6 depict environmental subject matter and form no part of the claimed design.

1 Claim, 9 Drawing Sheets



(58) **Field of Classification Search**
 CPC B60C 11/03; B60C 11/0304; B60C
 2011/0344
 See application file for complete search history.

(56) **References Cited**

U.S. PATENT DOCUMENTS

D538,221 S	*	3/2007	Losey	D12/601
D549,164 S	*	8/2007	Kantura, III	D12/601
D551,157 S		9/2007	Shondel	D12/524
D556,121 S		11/2007	Shondel	D12/524
D556,675 S	*	12/2007	Renner	D12/600
D571,283 S		6/2008	Neidert et al.	D12/524
D574,316 S		8/2008	Neidert et al.	D12/514
D582,839 S	*	12/2008	Lee	D12/530
D583,751 S		12/2008	Maxwell	D12/546
D584,215 S		1/2009	Shavers et al.	D12/532
D592,586 S		5/2009	Maxwell et al.	D12/531
D597,925 S	*	8/2009	Lundgren	D12/514
D601,079 S		9/2009	Hughes et al.	D12/521

D601,485 S		10/2009	Hughes et al.	D12/521
D601,940 S		10/2009	Hughes et al.	D12/521
D601,941 S		10/2009	Ashton et al.	D12/531
D606,482 S	*	12/2009	Lundgren	D12/532
D613,671 S	*	4/2010	Lundgren	D12/532
D619,955 S		7/2010	Ashton et al.	D12/521
D641,306 S		7/2011	Graas et al.	D12/551
D642,507 S		8/2011	Heinen et al.	D12/555
D642,508 S		8/2011	Heinen et al.	D12/556
D644,595 S		9/2011	Iwabuchi et al.	D12/532
D657,733 S	*	4/2012	Regallis	D12/600
D667,361 S		9/2012	Bindner et al.	D12/558
D683,693 S		6/2013	Dixon et al.	D12/563
D726,641 S	*	4/2015	Kuwano	D12/531
D743,875 S	*	11/2015	Shondel	D12/532
D743,876 S	*	11/2015	Dixon	D12/532
D772,789 S	*	11/2016	Shondel	D12/532
D798,799 S	*	10/2017	Davis	D12/516
D801,258 S	*	10/2017	Dixon	D12/530
2008/0110540 A1	*	5/2008	Landers B60C 11/0306	152/209.8

* cited by examiner

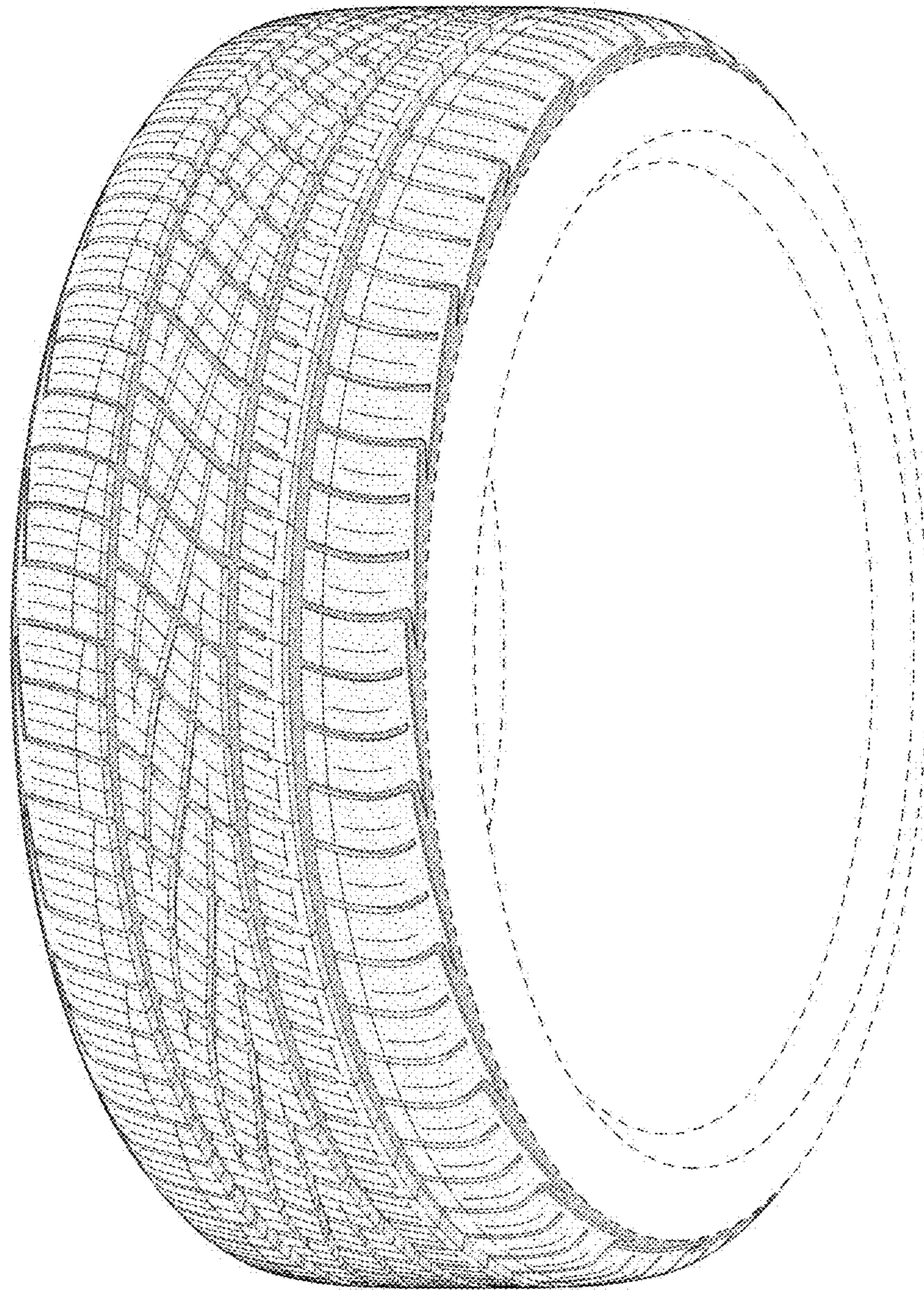


FIG - 1

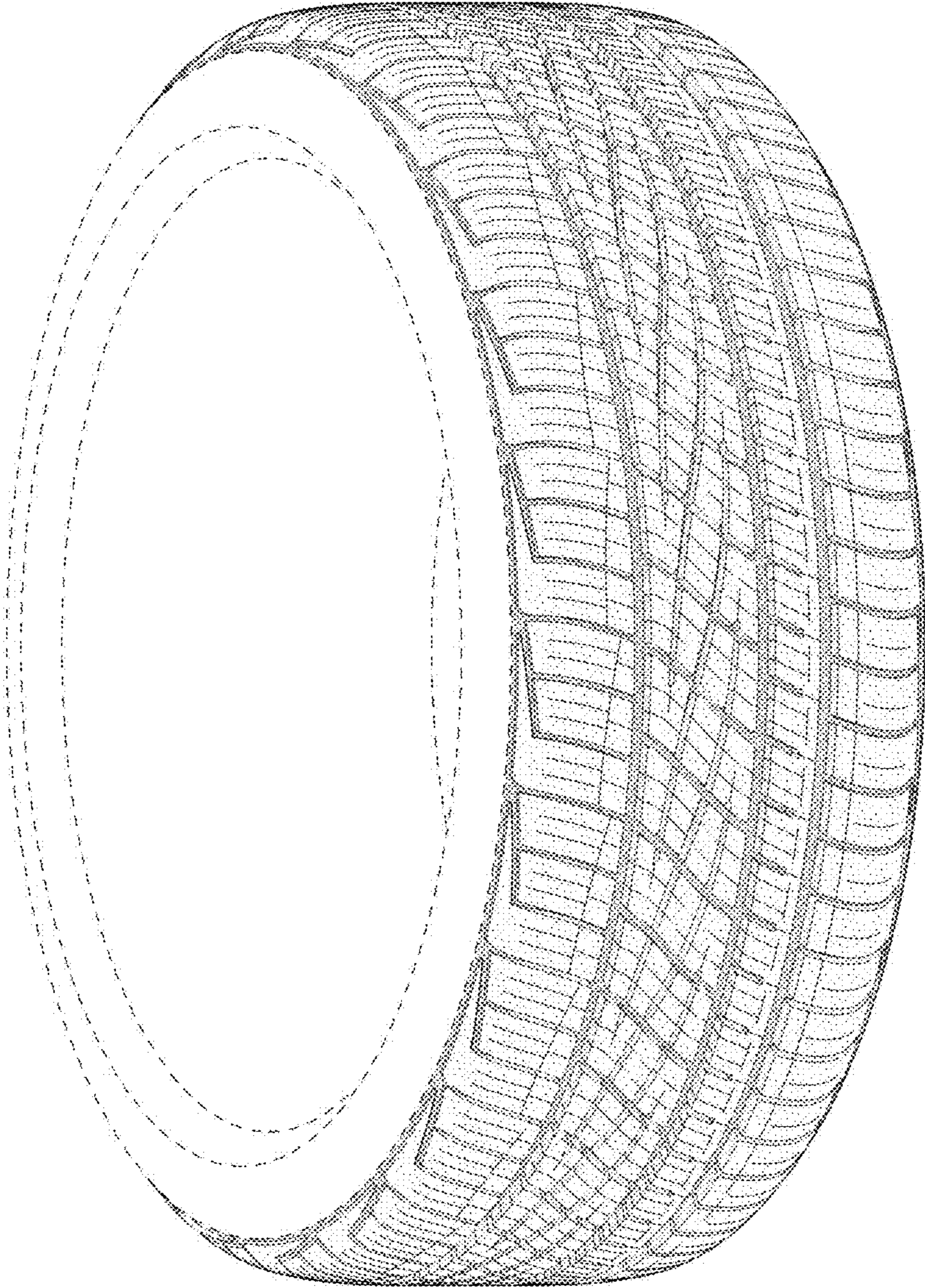


FIG - 2

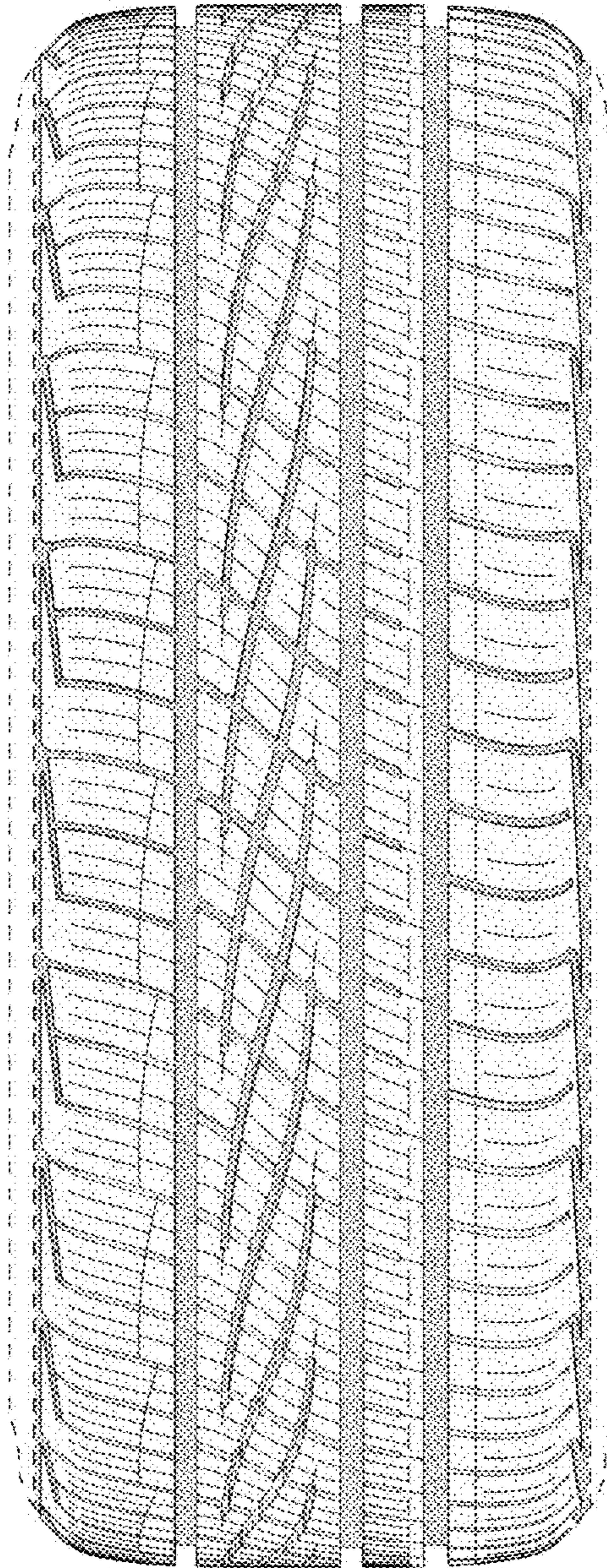


FIG - 3

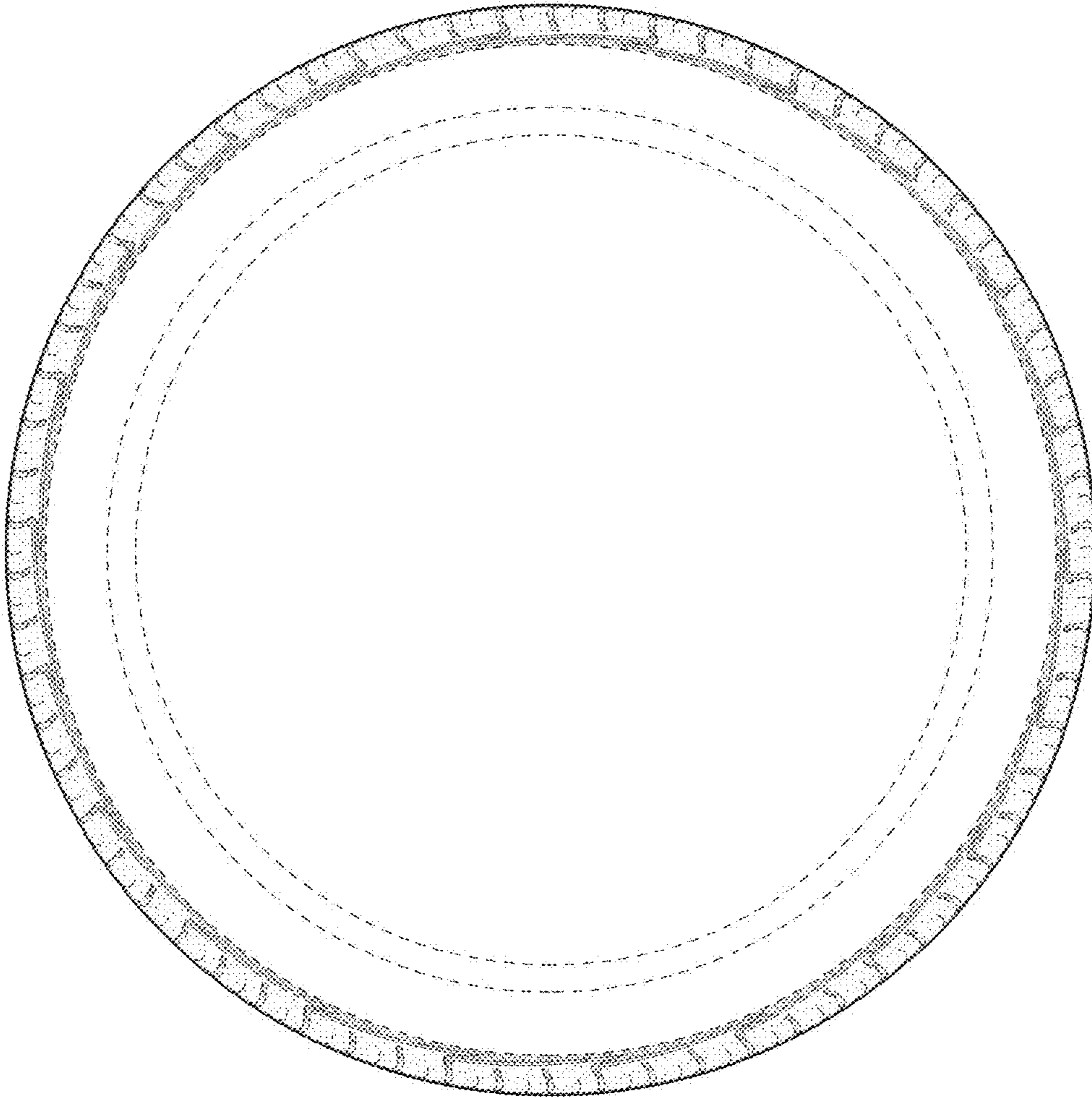


FIG - 4

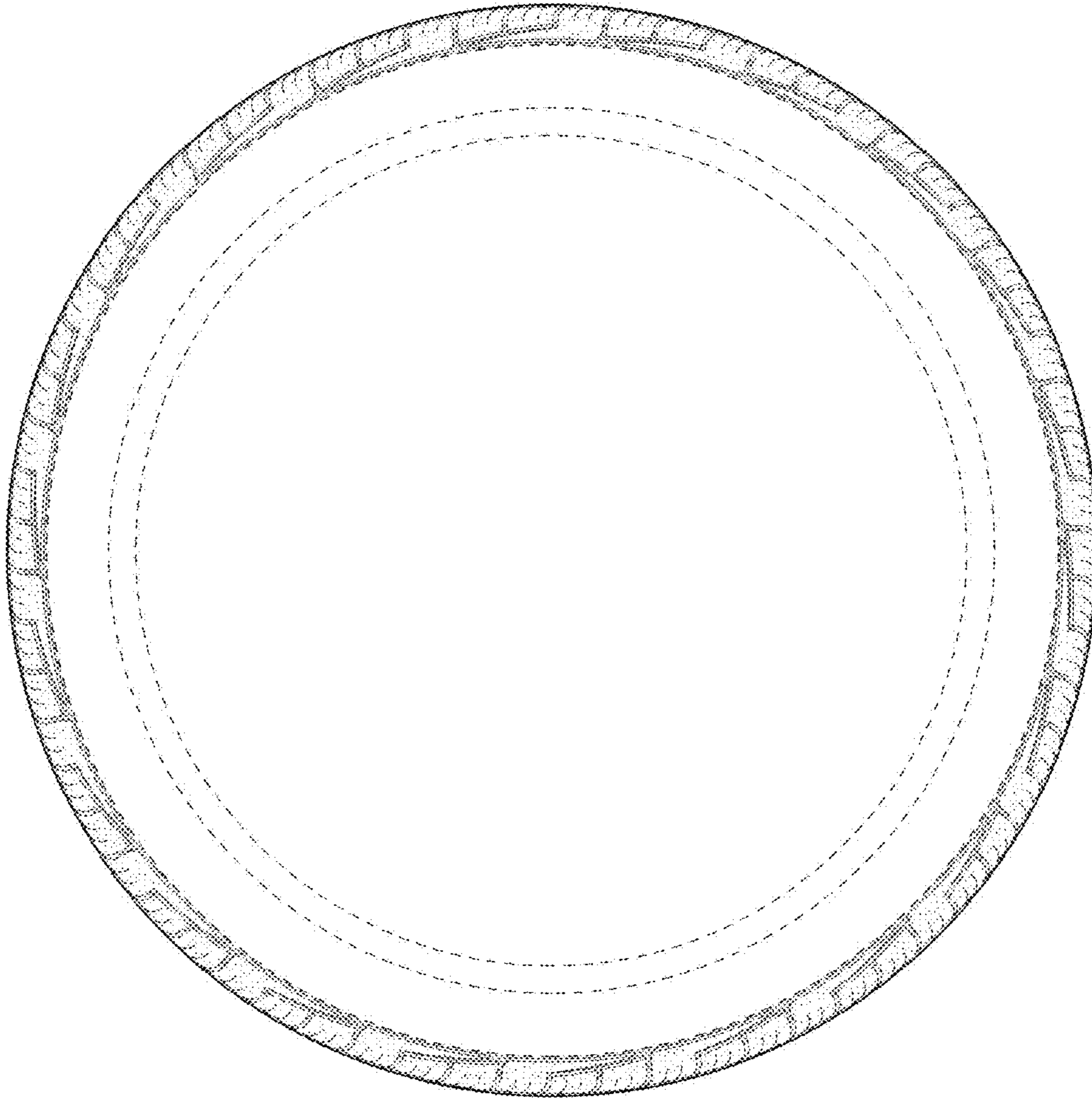


FIG - 5

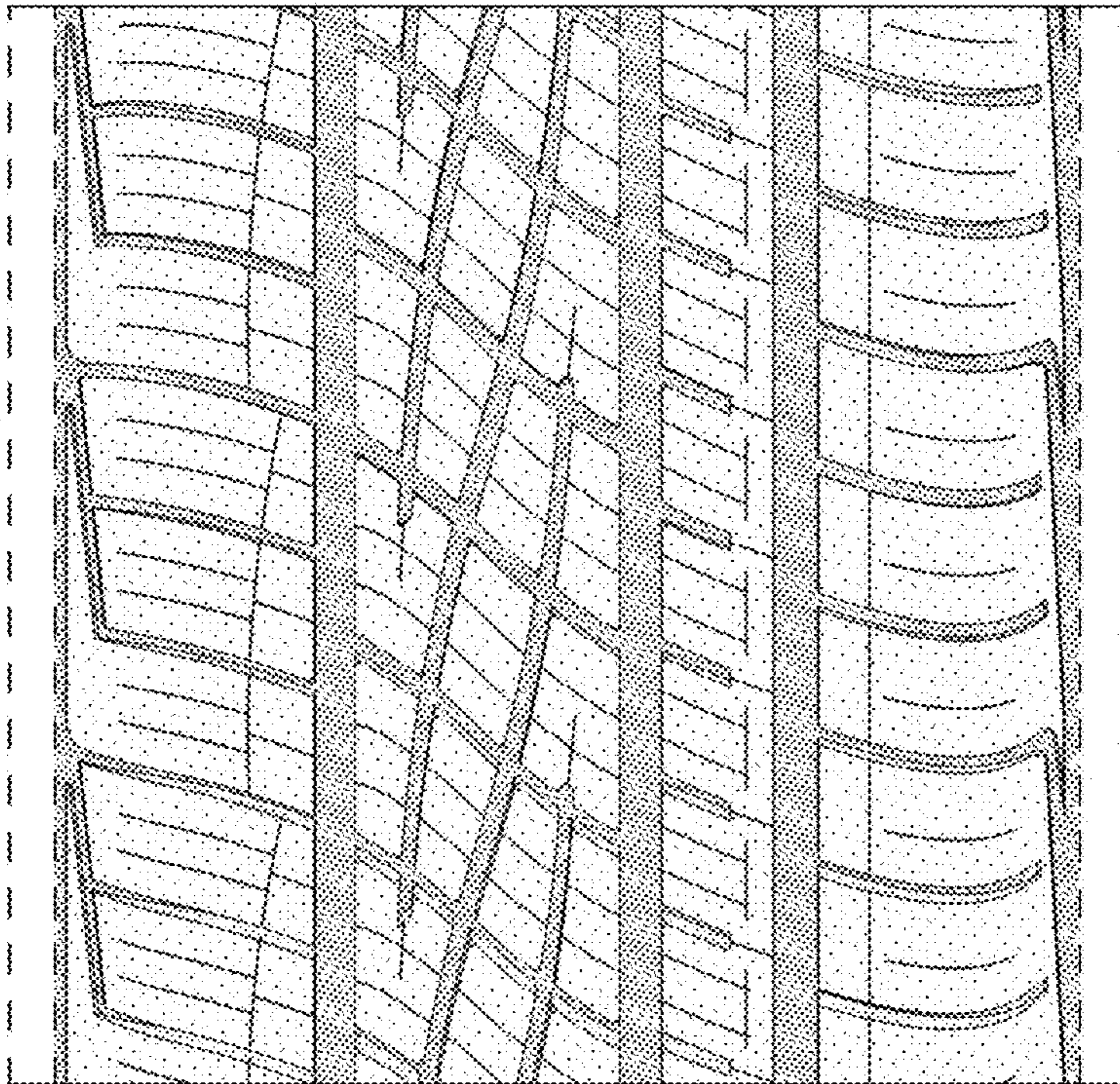


FIG - 6

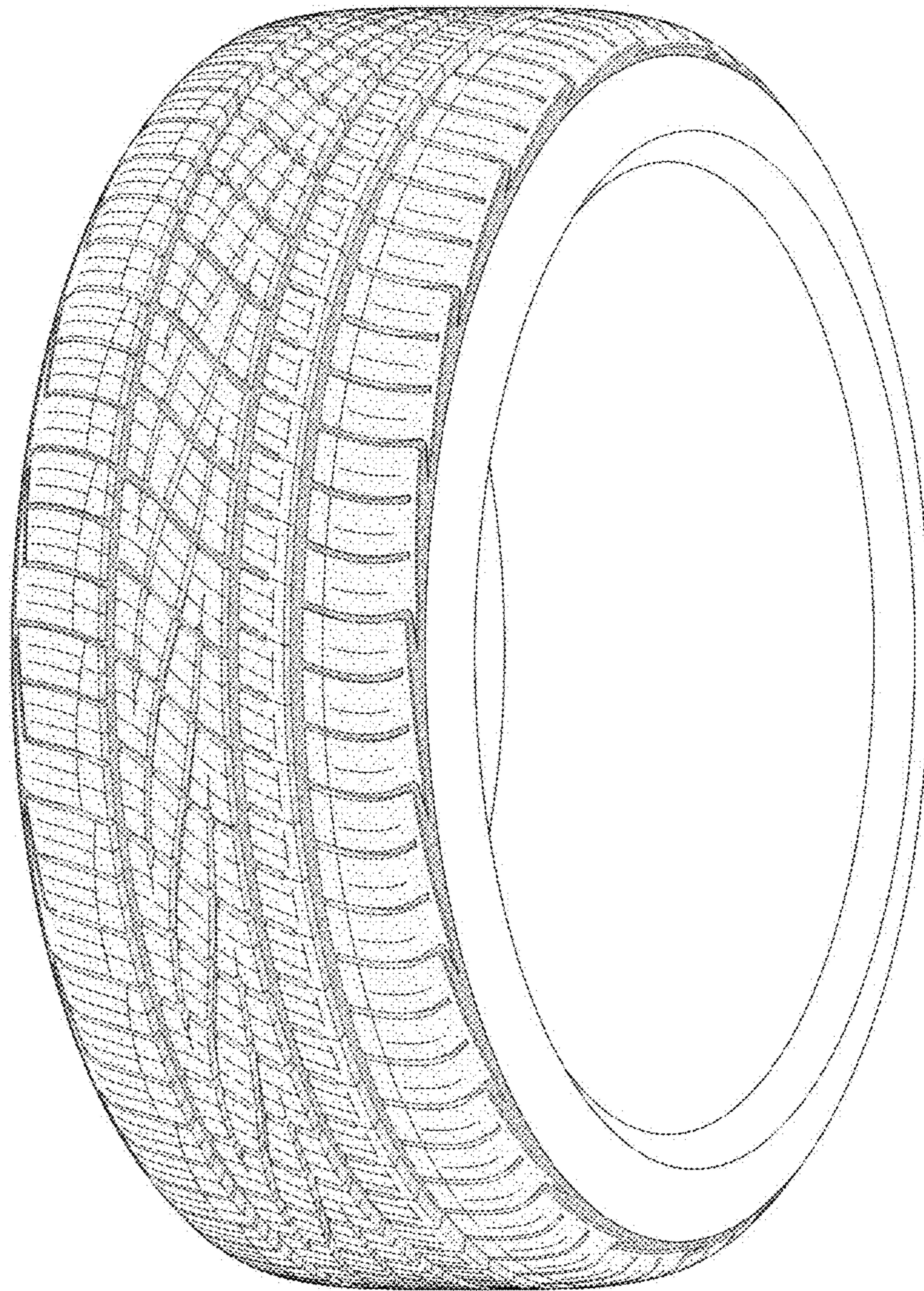


FIG - 7

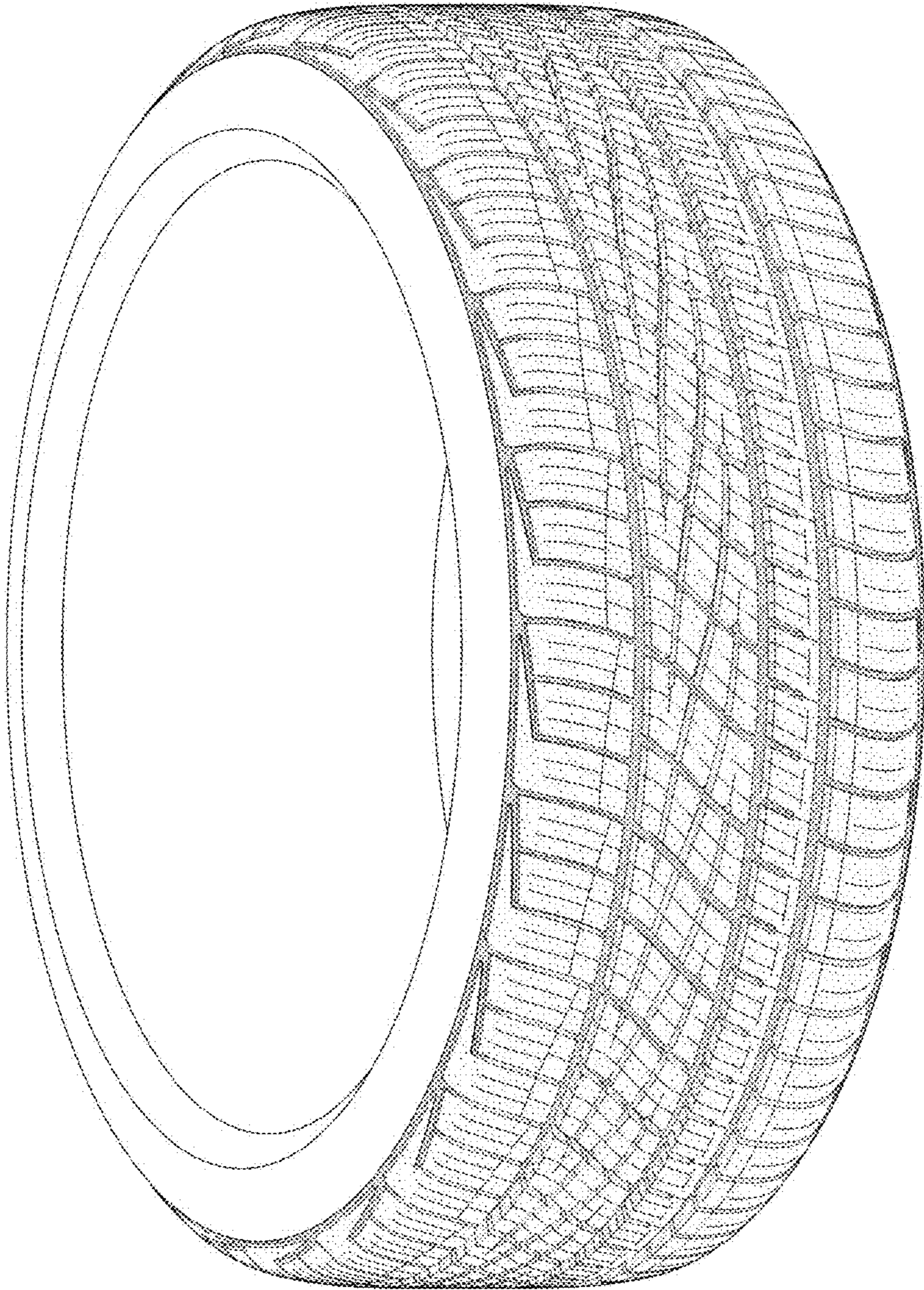


FIG - 8

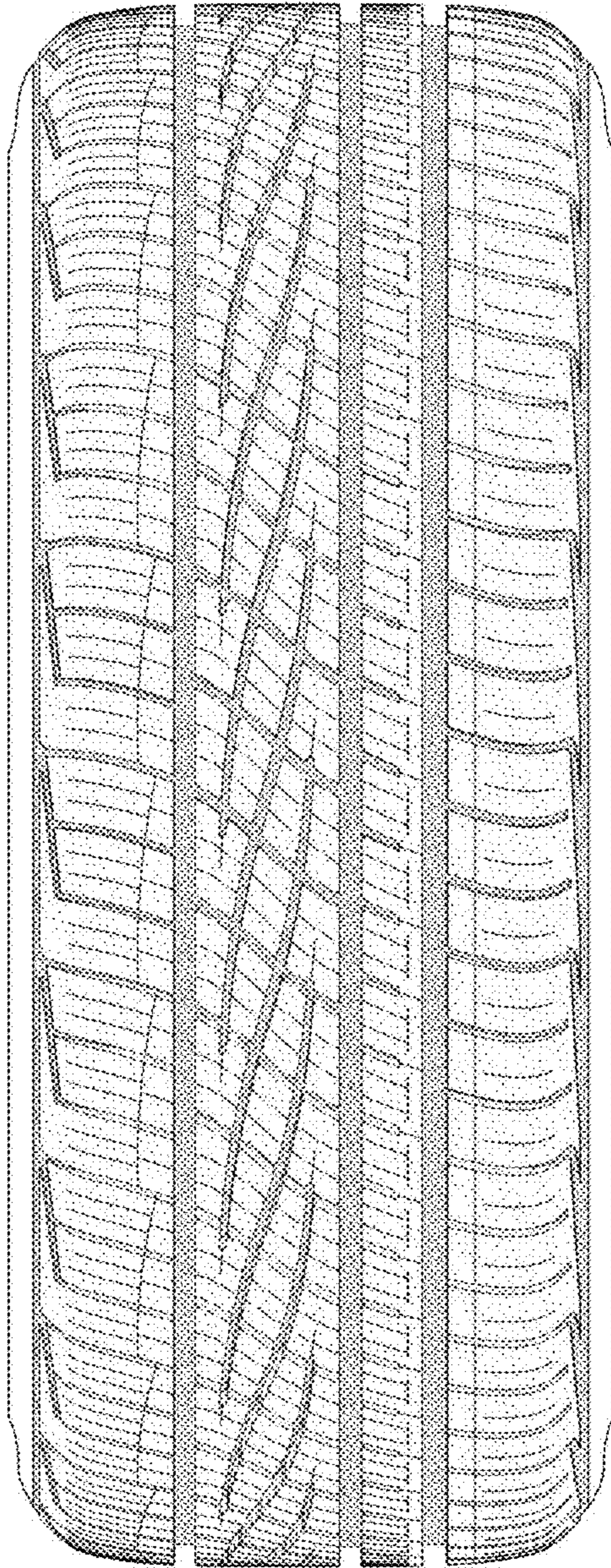


FIG - 9