



US00D819548S

(12) **United States Design Patent** (10) **Patent No.:** **US D819,548 S**  
**Arai** (45) **Date of Patent:** **\*\* Jun. 5, 2018**

(54) **TIRE FOR AUTOMOBILE**  
(71) Applicant: **SUMITOMO RUBBER INDUSTRIES, LTD.**, Kobe-shi, Hyogo (JP)

(72) Inventor: **Hiroshi Arai**, Kobe (JP)

(73) Assignee: **SUMITOMO RUBBER INDUSTRIES, LTD.**, Kobe-Shi, Hyogo (JP)

(\*\*) Term: **15 Years**

(21) Appl. No.: **29/608,542**

(22) Filed: **Jun. 22, 2017**

(51) **LOC (11) Cl.** ..... **12-15**

(52) **U.S. Cl.**  
USPC ..... **D12/521**

(58) **Field of Classification Search**  
USPC ..... D12/500-532, 604  
CPC ..... Y10T 152/10027; B60C 1/0016; B60C 11/0306; B60C 11/0302; B60C 3/06; B60C 9/17  
See application file for complete search history.

(56) **References Cited**

**U.S. PATENT DOCUMENTS**

D606,926 S \* 12/2009 Heinen ..... D12/521  
D649,509 S \* 11/2011 Allison ..... D12/521

D659,075 S \* 5/2012 Harvey ..... D12/521  
D665,727 S \* 8/2012 Lee ..... D12/521  
D686,138 S \* 7/2013 Chartier ..... D12/521  
D730,809 S \* 6/2015 Bonifas ..... D12/523  
D782,959 S \* 4/2017 Sareen ..... D12/521  
D785,543 S \* 5/2017 Suzuki ..... D12/520

\* cited by examiner

*Primary Examiner* — Lakiya G Rogers

*Assistant Examiner* — John A Voytek

(74) *Attorney, Agent, or Firm* — Birch, Stewart, Kolasch & Birch, LLP

(57) **CLAIM**

The ornamental design for a tire for automobile, as shown and described.

**DESCRIPTION**

FIG. 1 is a front perspective view of a tire for automobile showing my new design;  
FIG. 2 is a front view thereof;  
FIG. 3 is a left side view thereof;  
FIG. 4 is a rear view thereof;  
FIG. 5 is a right side view thereof;  
FIG. 6 is a bottom view thereof;  
FIG. 7 is a top view thereof; and,  
FIG. 8 is a partial enlarged view of FIG. 2.

**1 Claim, 8 Drawing Sheets**





FIG. 1




FIG. 2




FIG. 3




FIG. 4




FIG. 5



FIG. 6



FIG. 7





FIG. 8