



US00D819535S

(12) **United States Design Patent**
Austin

(10) **Patent No.:** **US D819,535 S**

(45) **Date of Patent:** **** Jun. 5, 2018**

(54) **WHEEL**

(71) Applicant: **Jaguar Land Rover Limited**, Whitley,
Coventry (GB)

(72) Inventor: **Robin Austin**, Coventry (GB)

(73) Assignee: **Jaguar Land Rover Limited**, Whitley,
Coventry (GB)

(**) Term: **15 Years**

(21) Appl. No.: **29/591,154**

(22) Filed: **Jan. 17, 2017**

(30) **Foreign Application Priority Data**

Jul. 20, 2016 (EM) 003313485-0003
Jul. 20, 2016 (EM) 003313485-0004

(51) **LOC (11) Cl.** **12-16**

(52) **U.S. Cl.**
USPC **D12/209**

(58) **Field of Classification Search**
USPC D12/204–213
CPC B60B 7/00; B60B 7/02; B60B 7/04; B60B
7/06; B60B 3/02; B60B 3/04; B60B 3/06;
B60B 3/10

See application file for complete search history.

(56) **References Cited**

U.S. PATENT DOCUMENTS

D685,709 S * 7/2013 Hanaoka D12/209
D695,187 S * 12/2013 Mielke D12/209

D709,427 S * 7/2014 Clottu D12/209
D715,209 S * 10/2014 Tovey D12/209
D726,086 S * 4/2015 Muntada Roura D12/209
D754,047 S * 4/2016 Frascella D12/209
D774,434 S * 12/2016 Nakahara D12/209
D780,083 S * 2/2017 Wheel D12/209
D790,421 S * 6/2017 Grewer D12/209
D805,989 S * 12/2017 Grewer D12/209

* cited by examiner

Primary Examiner — Sheryl Lane

Assistant Examiner — Calvin E Vansant

(74) *Attorney, Agent, or Firm* — Wood Herron & Evans
LLP

(57) **CLAIM**

The ornamental design for a wheel, as shown and described.

DESCRIPTION

FIG. 1 is a front left perspective view of a wheel for a vehicle according to the present invention.

FIG. 2 is a front view thereof.

FIG. 3 is a left side view thereof, the right side being a mirror image thereof.

FIG. 4 is a front left perspective view of a wheel for a vehicle according to an alternative embodiment of the present invention.

FIG. 5 is a front view thereof; and,

FIG. 6 is a left side view thereof, the right side being a mirror image thereof.

The broken lines depict portions of the wheel that form no part of the claim.

1 Claim, 4 Drawing Sheets






FIG. 1



FIG. 2




FIG. 3



FIG. 4



FIG. 5




FIG. 6