



US00D819529S

(12) **United States Design Patent** (10) **Patent No.:** **US D819,529 S**
Szavits (45) **Date of Patent:** **** Jun. 5, 2018**

(54) **HOOD FOR A VEHICLE**
(71) Applicant: **Bayerische Motoren Werke Aktiengesellschaft, Munich (DE)**

D765,568 S * 9/2016 Frascella D12/173
D777,622 S * 1/2017 Kozub D12/173
D778,792 S * 2/2017 Kim D12/173
D779,398 S * 2/2017 Platto D12/173

(72) Inventor: **Michael Szavits, Munich (DE)**
(73) Assignee: **Bayerische Motoren Werke Aktiengesellschaft, Munich (DE)**

FOREIGN PATENT DOCUMENTS

WO WO DM/072779 6/2010
WO WO DM/082111 5/2014

(**) Term: **15 Years**
(21) Appl. No.: **29/581,550**
(22) Filed: **Oct. 20, 2016**

* cited by examiner

Primary Examiner — John Windmuller
Assistant Examiner — Melvin L Davis
(74) *Attorney, Agent, or Firm* — Crowell & Moring LLP

(30) **Foreign Application Priority Data**

Apr. 21, 2016 (DE) 40 2016 100 513

(51) **LOC (11) Cl.** **12-08**
(52) **U.S. Cl.**
USPC **D12/173**

(57) **CLAIM**

The ornamental design for a hood for a vehicle, as shown and described.

(58) **Field of Classification Search**
USPC D12/173, 90–92, 181, 196
CPC B60R 2021/343
See application file for complete search history.

DESCRIPTION

This application contains subject matter related to the following co-pending U.S. design patent application: Application Ser. No. 29/581,549, filed herewith and entitled “Vehicle, Toy, and/or Replicas Thereof”.

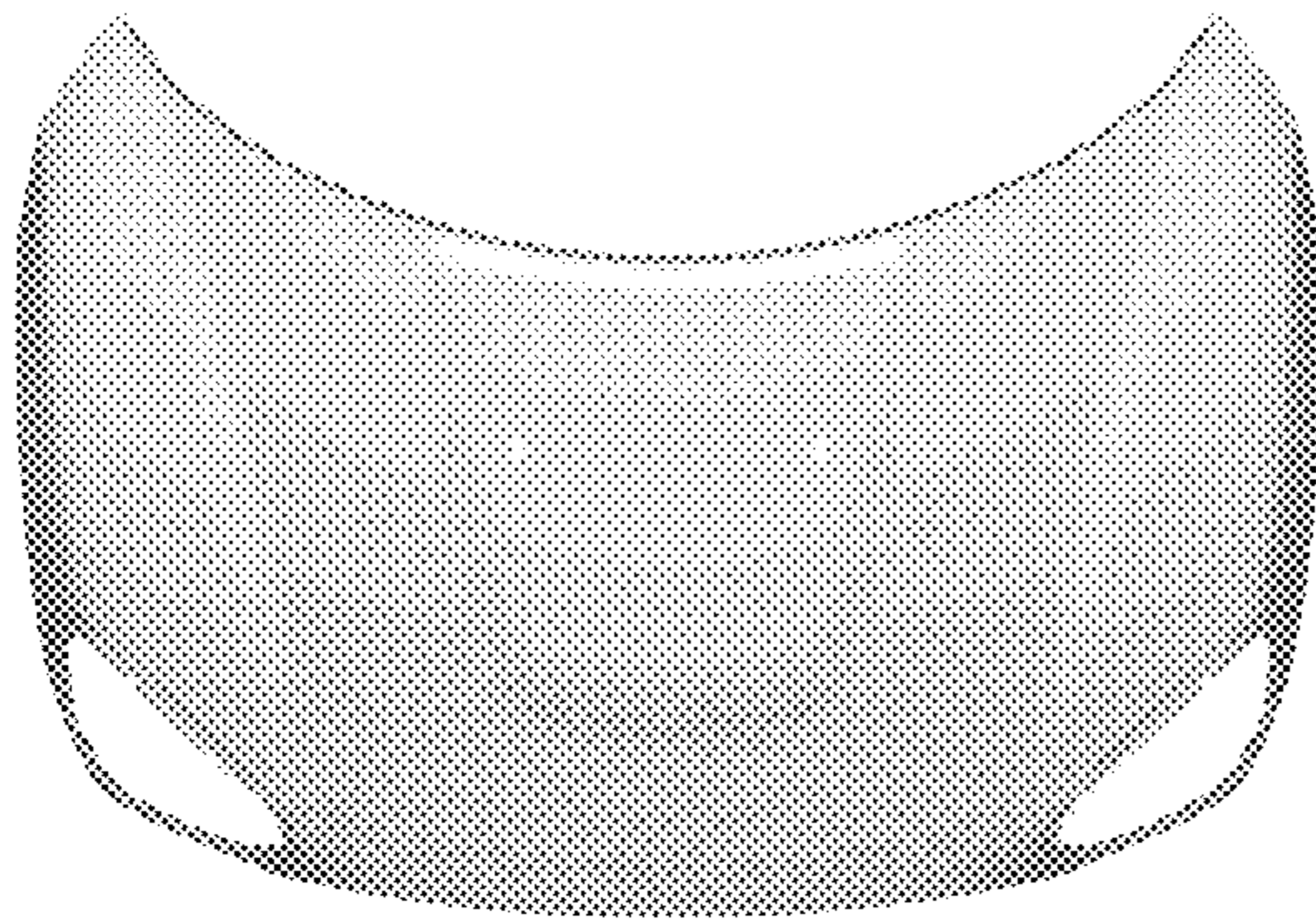
(56) **References Cited**

U.S. PATENT DOCUMENTS

D627,281 S * 11/2010 Yoshida D12/173
D630,982 S 1/2011 Schneider
D651,144 S * 12/2011 Okumoto D12/173
D659,612 S * 5/2012 Matsumoto D12/173
D662,013 S * 6/2012 Hakamata D12/173
D683,286 S * 5/2013 Fuchigami D12/173
D718,686 S * 12/2014 Hammoud D12/173
D722,928 S * 2/2015 George D12/173
D746,740 S * 1/2016 Wolff D12/173
D748,545 S * 2/2016 Behmer D12/173

FIG. 1 is a top view of a hood for a vehicle according to the design;
FIG. 2 is a front view thereof;
FIG. 3 is a right, front perspective view thereof, the left, front perspective view being mirror symmetrical;
FIG. 4 is a left, rear perspective view thereof, the right, rear perspective view being mirror symmetrical;
FIG. 5 is a right side view thereof, the left side view being mirror symmetrical;
FIG. 6 is a bottom view thereof; and,
FIG. 7 is a rear view thereof.

1 Claim, 7 Drawing Sheets






Fig. 1




Fig. 2




Fig. 3

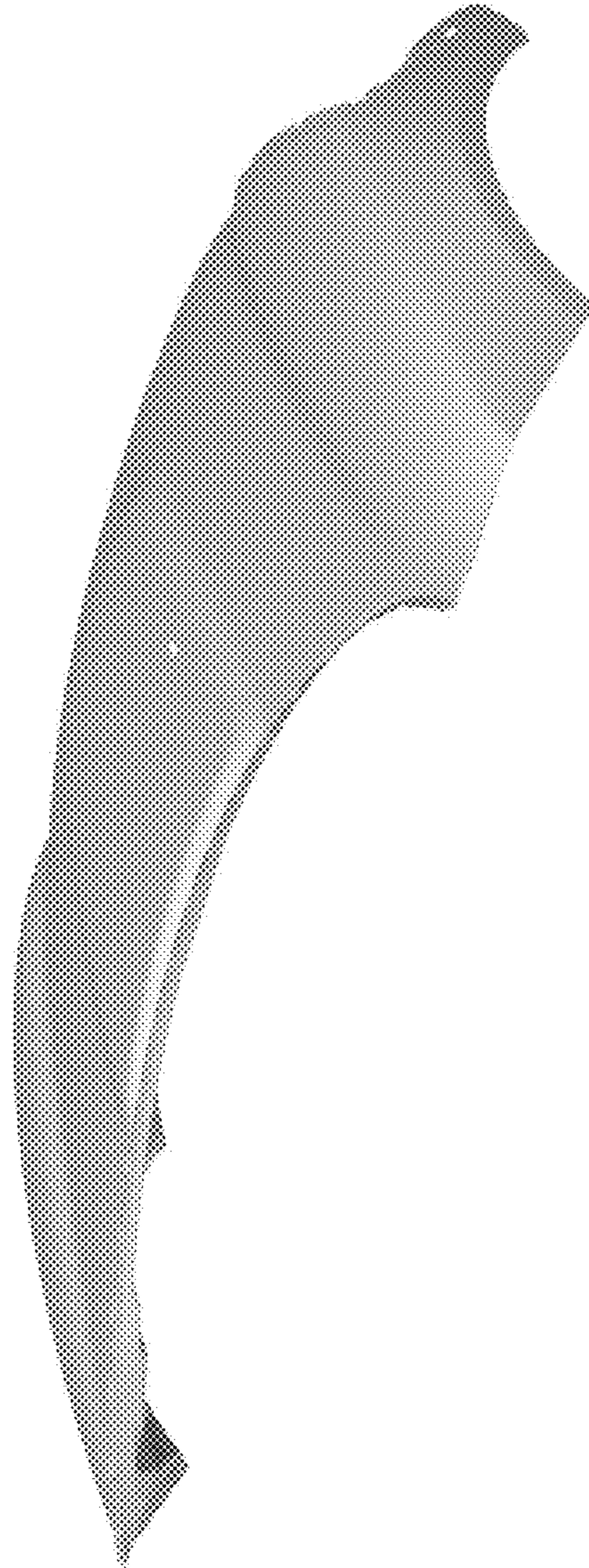


Fig. 4

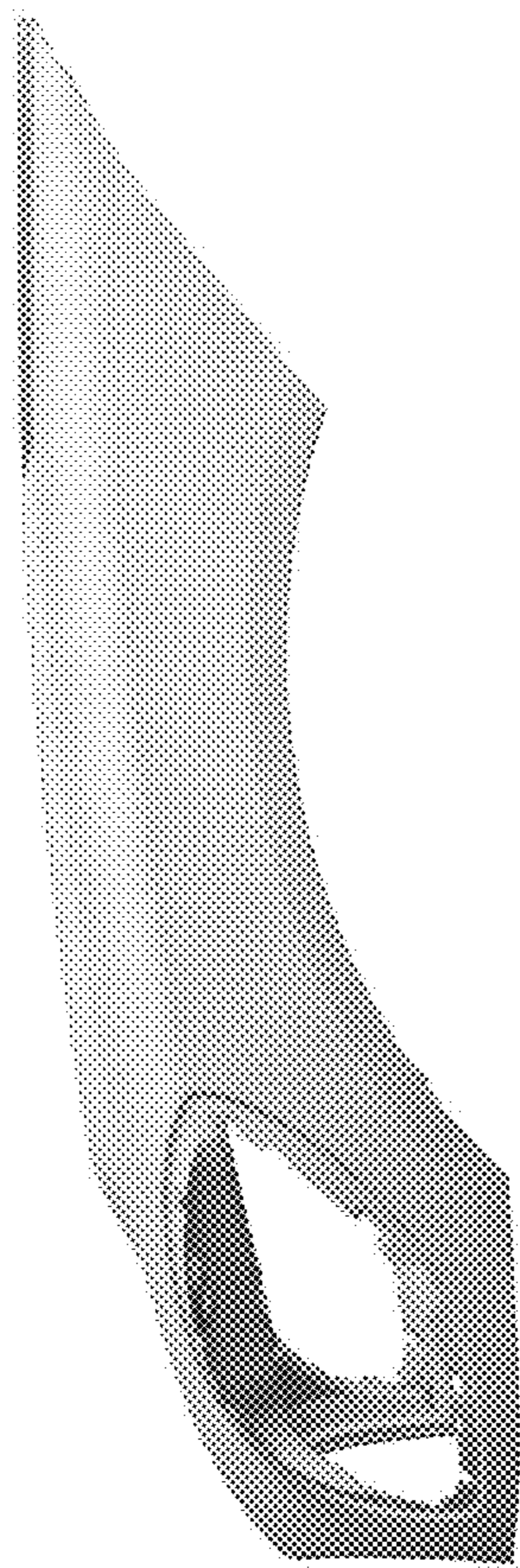


Fig. 5




Fig. 6




Fig. 7