



US00D819528S

(12) **United States Design Patent** (10) **Patent No.:** **US D819,528 S**
Dagrossa (45) **Date of Patent:** **** Jun. 5, 2018**

(54) **BUMPER GUARD**
(71) Applicant: **Darrin Dagrossa**, Douglaston, NY (US)
(72) Inventor: **Darrin Dagrossa**, Douglaston, NY (US)
(**) Term: **15 Years**
(21) Appl. No.: **29/562,582**
(22) Filed: **Apr. 27, 2016**
(51) **LOC (11) Cl.** **12-16**
(52) **U.S. Cl.**
USPC **D12/171**
(58) **Field of Classification Search**
USPC D12/90-92, 98, 163, 167, 171
CPC B60R 19/44
See application file for complete search history.

(56) **References Cited**

U.S. PATENT DOCUMENTS

2,271,046 A 1/1942 Sing
3,178,204 A 4/1965 Croft
4,726,614 A 2/1988 Myers et al.
5,618,073 A 4/1997 Criscione
6,572,163 B1 * 6/2003 Pickett B60R 19/44
293/142
D508,222 S * 8/2005 Tekavec D12/167
7,073,830 B1 * 7/2006 Chen B60J 11/06
293/109
D618,600 S * 6/2010 Lorenzo D12/171
7,740,294 B2 * 6/2010 Malina B60R 19/44
293/128
D619,060 S * 7/2010 Lorenzo D12/171
D619,061 S * 7/2010 Lorenzo D12/171

D626,474 S * 11/2010 Lorenzo D12/171
7,866,715 B2 * 1/2011 Malina B60R 19/44
293/117
D640,618 S * 6/2011 Lorenzo D12/171
D709,806 S * 7/2014 Musgrove D12/167
2002/0024224 A1 * 2/2002 Bio B60R 19/44
293/142
2003/0034660 A1 2/2003 Kelly
2005/0242558 A1 11/2005 Cohen
2010/0276951 A1 * 11/2010 Malina B60R 19/44
293/142
2011/0198874 A1 8/2011 Lee et al.

* cited by examiner

Primary Examiner — Darlington Ly
(74) *Attorney, Agent, or Firm* — Richard L. Miller


(57) **CLAIM**

The ornamental design for a bumper guard, as shown and described.

DESCRIPTION

FIG. 1 is a top plan view of a bumper guard showing my new design;
FIG. 2 is a rear elevational view thereof;
FIG. 3 is a right side elevational view thereof, the left side elevational view being a mirror image thereof;
FIG. 4 is a bottom plan view thereof; and,
FIG. 5 is a front elevational view thereof.
The broken lines in the drawings illustrate environmental structures that form no part of the claimed design.

1 Claim, 2 Drawing Sheets






Fig. 1

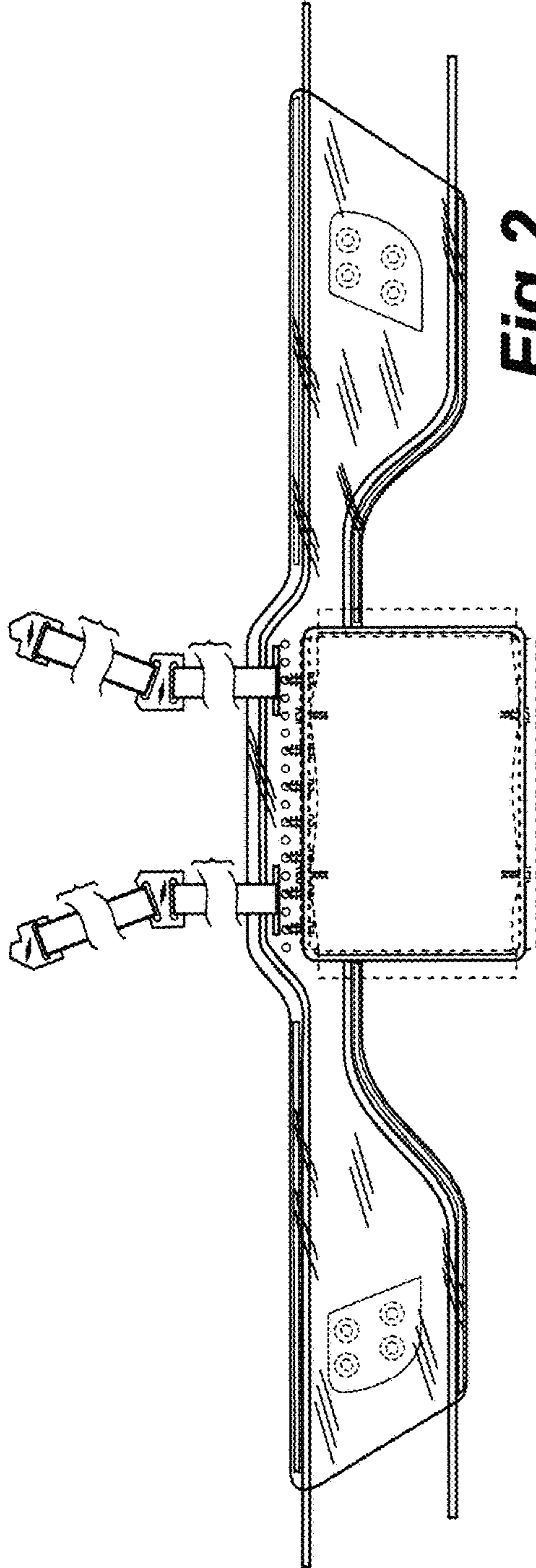


Fig. 2

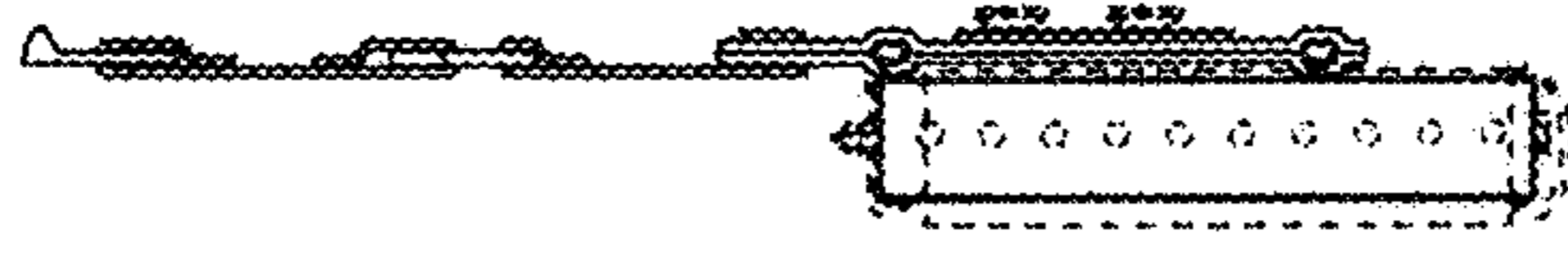


Fig. 3




Fig. 4

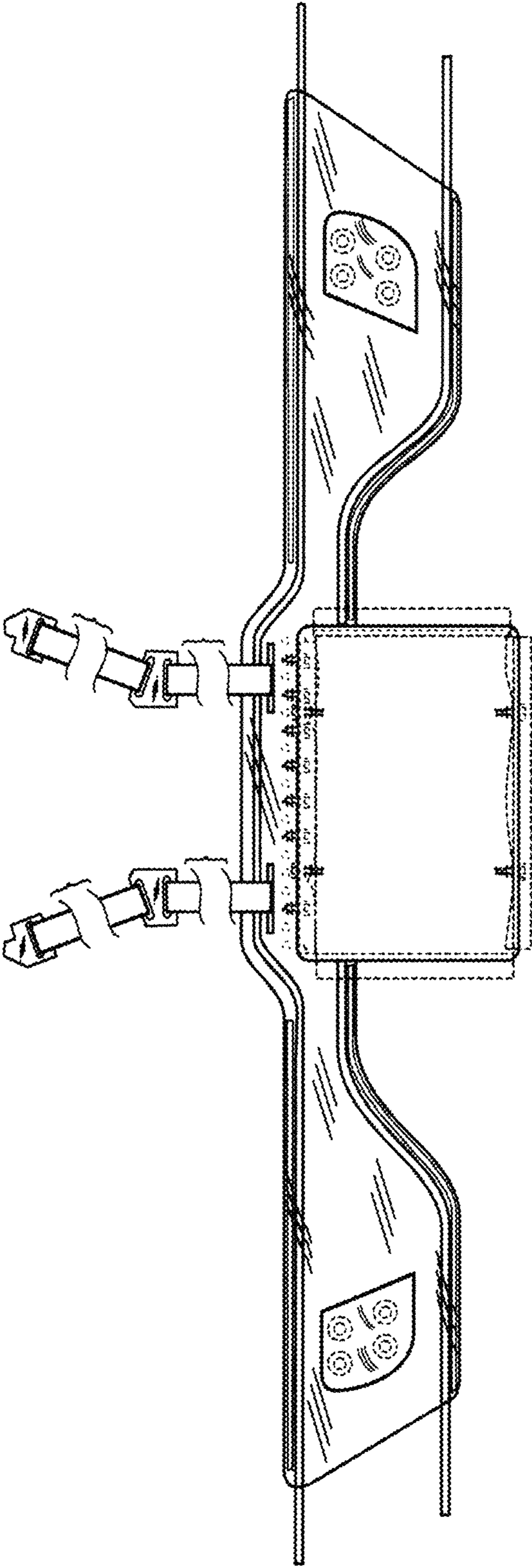


Fig. 5