



US00D819516S

(12) **United States Design Patent**
Kowaki

(10) **Patent No.:** **US D819,516 S**
(45) **Date of Patent:** **** Jun. 5, 2018**

(54) **MOTOR VEHICLE AND/OR TOY REPLICA THEREOF**

9,211,836 B2 * 12/2015 Eckert B60Q 1/0416
D764,976 S * 8/2016 Aengenheyster D12/91
D770,941 S * 11/2016 Jeon D12/91
D788,644 S * 6/2017 Mueller D12/91

(71) Applicant: **Kazumi Kowaki**, Nisshin (JP)

(72) Inventor: **Kazumi Kowaki**, Nisshin (JP)

(73) Assignee: **TOYOTA JIDOSHA KABUSHIKI KAISHA** (JP)

(**) Term: **15 Years**

(21) Appl. No.: **29/575,364**

(22) Filed: **Aug. 24, 2016**

(30) **Foreign Application Priority Data**

Feb. 26, 2016 (JP) 2016-004188

(51) **LOC (11) Cl.** **12-16**

(52) **U.S. Cl.**
USPC **D12/164**

(58) **Field of Classification Search**
USPC D12/90-92, 164, 169, 196;
296/181.1-181.5; D21/548, 560
CPC B60Y 2306/01; B60K 11/085
See application file for complete search history.

(56) **References Cited**

U.S. PATENT DOCUMENTS

D505,359 S * 5/2005 Suzuki D12/91
D538,711 S * 3/2007 Sawai D12/91
D626,040 S * 10/2010 Sakae D12/164
D626,886 S * 11/2010 Sakae D12/91
D651,942 S * 1/2012 Cho D12/91
D680,906 S * 4/2013 Sugimoto D12/91
D685,677 S * 7/2013 Jeon D12/91
D700,105 S * 2/2014 Kochi D12/91

OTHER PUBLICATIONS

Toyota, Toyota Highlander (2013), in Catalogue of Toyota Highlander, published Oct. 1, 2013.
Toyota, Toyota Hilux, <<http://www.carscoops.com/2015/05/2016-toyota-hilux-debuts-in-thailand.html>>, May 21, 2015.
Mitsubishi Motors, Mitsubishi Lancer ES (2011), <<http://www.autoblog.com/photos/2011-mitsubishi-lancer-es/>>, Aug. 8, 2013.

* cited by examiner

Primary Examiner — John Windmuller

Assistant Examiner — Melvin L Davis

(74) *Attorney, Agent, or Firm* — Saidman DesignLaw Group, LLC

(57) **CLAIM**

The ornamental design for a motor vehicle and/or toy replica thereof, as shown and described.

DESCRIPTION

FIG. 1 is a front right perspective view of a motor vehicle and/or toy replica thereof showing my new design;
FIG. 2 is a front left perspective view thereof;
FIG. 3 is a rear right perspective view thereof;
FIG. 4 is a rear left perspective view thereof;
FIG. 5 is a front view thereof;
FIG. 6 is a rear view thereof;
FIG. 7 is a top view thereof;
FIG. 8 is a right side view thereof; and,
FIG. 9 is a left side view thereof.

The dashed broken lines form no part of the claimed design and the lightened areas outside the dashed broken lines form no part of the claimed design.

1 Claim, 9 Drawing Sheets


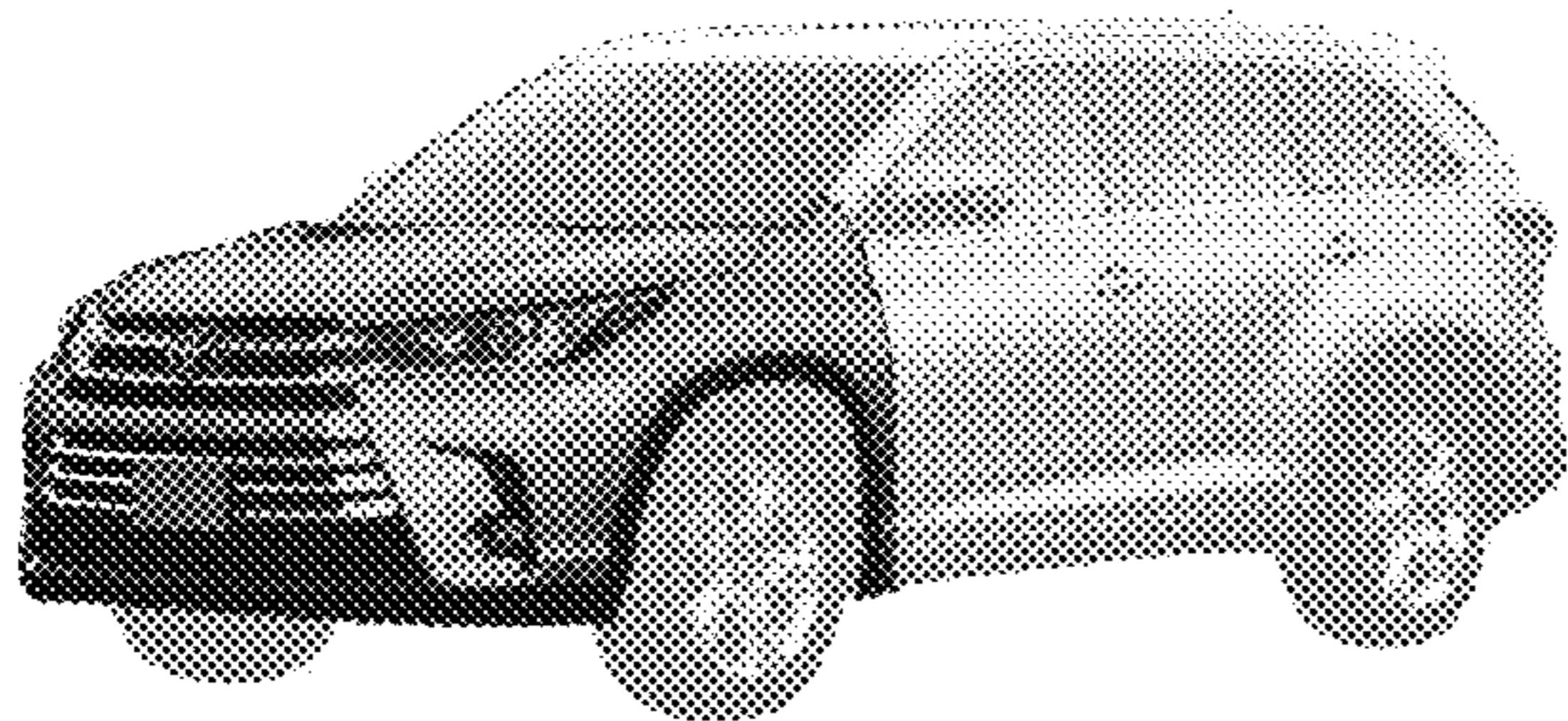




Fig. 1



Fig. 2



Fig. 3



Fig. 4



Fig. 5




Fig. 6




Fig. 7




Fig. 8




Fig. 9