



US00D819489S

(12) **United States Design Patent** (10) **Patent No.:** **US D819,489 S**
Tao (45) **Date of Patent:** **** Jun. 5, 2018**

(54) **MULTIPLE HOOK SUPPORTED PLANTER**
(71) Applicant: **Almi International Plastic Industries, S.A.**, Hollywood, FL (US)
(72) Inventor: **Andrew Tao**, Zhejiang (CN)
(73) Assignee: **Almi International Plastic Industries S.A.**, Hollywood, FL (US)
(**) Term: **15 Years**
(21) Appl. No.: **29/573,810**
(22) Filed: **Aug. 10, 2016**
(51) **LOC (11) Cl.** **11-02**
(52) **U.S. Cl.**
USPC **D11/152**
(58) **Field of Classification Search**
USPC D11/143, 152, 155, 156; D6/556, 525; D8/1; D7/533, 620
CPC A47G 23/0225; A47G 7/041; A47G 7/06; B60N 3/108; B60N 3/103; A61J 9/0646; A61J 9/0661; A47H 27/00; A01G 9/02; A01G 9/022
See application file for complete search history.

(56) **References Cited**
U.S. PATENT DOCUMENTS
D57,844 S * 5/1921 Kristofek 220/710.5
D186,616 S * 11/1959 Alex D7/620
D215,747 S * 10/1969 Ketcham D7/533
D265,152 S * 6/1982 Bruno D6/525
4,606,523 A * 8/1986 Statz A47G 23/0225
211/74
D288,884 S * 3/1987 Hill D7/533
D293,182 S * 12/1987 Carter D6/518
D295,937 S * 5/1988 Corbett D7/620
D306,544 S * 3/1990 Anderson D7/620
D316,058 S * 4/1991 Mitchell D11/156
D339,942 S * 10/1993 Emalfarb D6/513

D365,232 S * 12/1995 Briault D11/156
D387,472 S * 12/1997 Linkjendal D27/102
D403,268 S * 12/1998 Dignam D11/156
D425,854 S * 5/2000 Matlack D12/416
D451,054 S * 11/2001 Thom D3/307
D481,236 S * 10/2003 Hunt D6/525
6,648,290 B1 * 11/2003 Aleman B60N 2/28
248/230.7
D496,827 S * 10/2004 Bodum D7/533
D547,235 S * 7/2007 Stanton D11/156
D596,463 S * 7/2009 Poindexter D7/509
D600,017 S * 9/2009 Christie D3/304
D714,594 S * 10/2014 Blandl D12/419
D770,199 S * 11/2016 Dorrance D6/525
D777,528 S * 1/2017 Landphere D12/419
D798,056 S * 9/2017 Aylward D3/307
D799,902 S * 10/2017 Ribeiro-Ramalhosa D7/533
2004/0006913 A1 * 1/2004 Jordan A01G 9/022
47/86

(Continued)

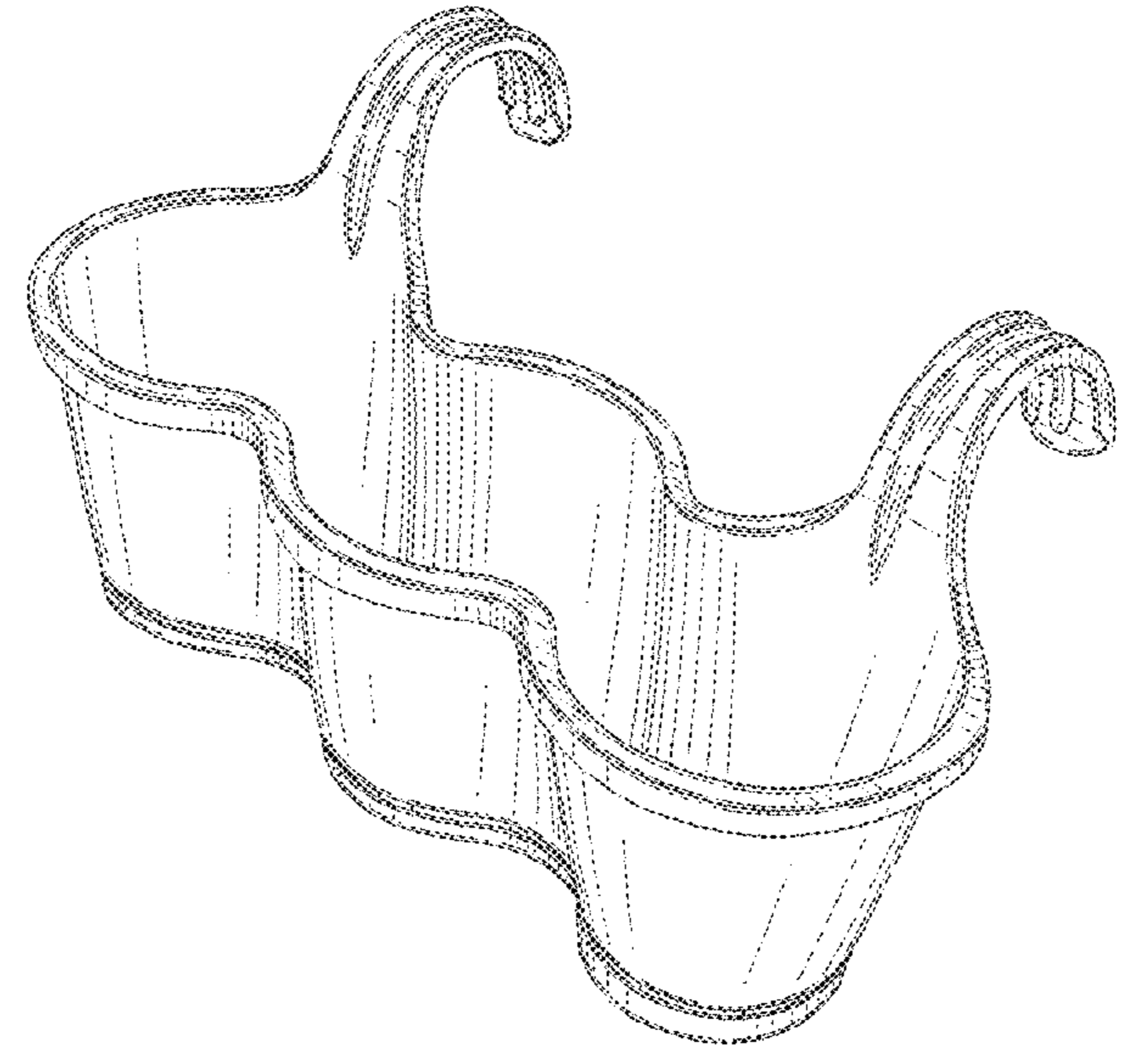
Primary Examiner — Sheryl Lane
(74) *Attorney, Agent, or Firm* — Howard Natter; Natter & Natter

(57) **CLAIM**
The ornamental design for a multiple hook supported planter, as shown and described.

DESCRIPTION

FIG. 1 is a top front right side perspective view of a multiple hook supported planter showing my new design; FIG. 2 is a top plan view thereof; FIG. 3 is a front side elevational view thereof; FIG. 4 is a left side elevational view thereof; the right side elevational view being a mirror image thereof; FIG. 5 is a rear side elevational view thereof; and, FIG. 6 is a bottom plan view thereof. The broken-lines in the drawings show portions of the multiple hook supported planter that do not form part of the claimed design.

1 Claim, 5 Drawing Sheets



(56)

References Cited

U.S. PATENT DOCUMENTS

2011/0084088 A1* 4/2011 Scribner A01G 9/022
220/751
2013/0047506 A1* 2/2013 Sheaffer A01G 9/022
47/67
2016/0029572 A1* 2/2016 Stott A01G 9/1066
47/66.7

* cited by examiner

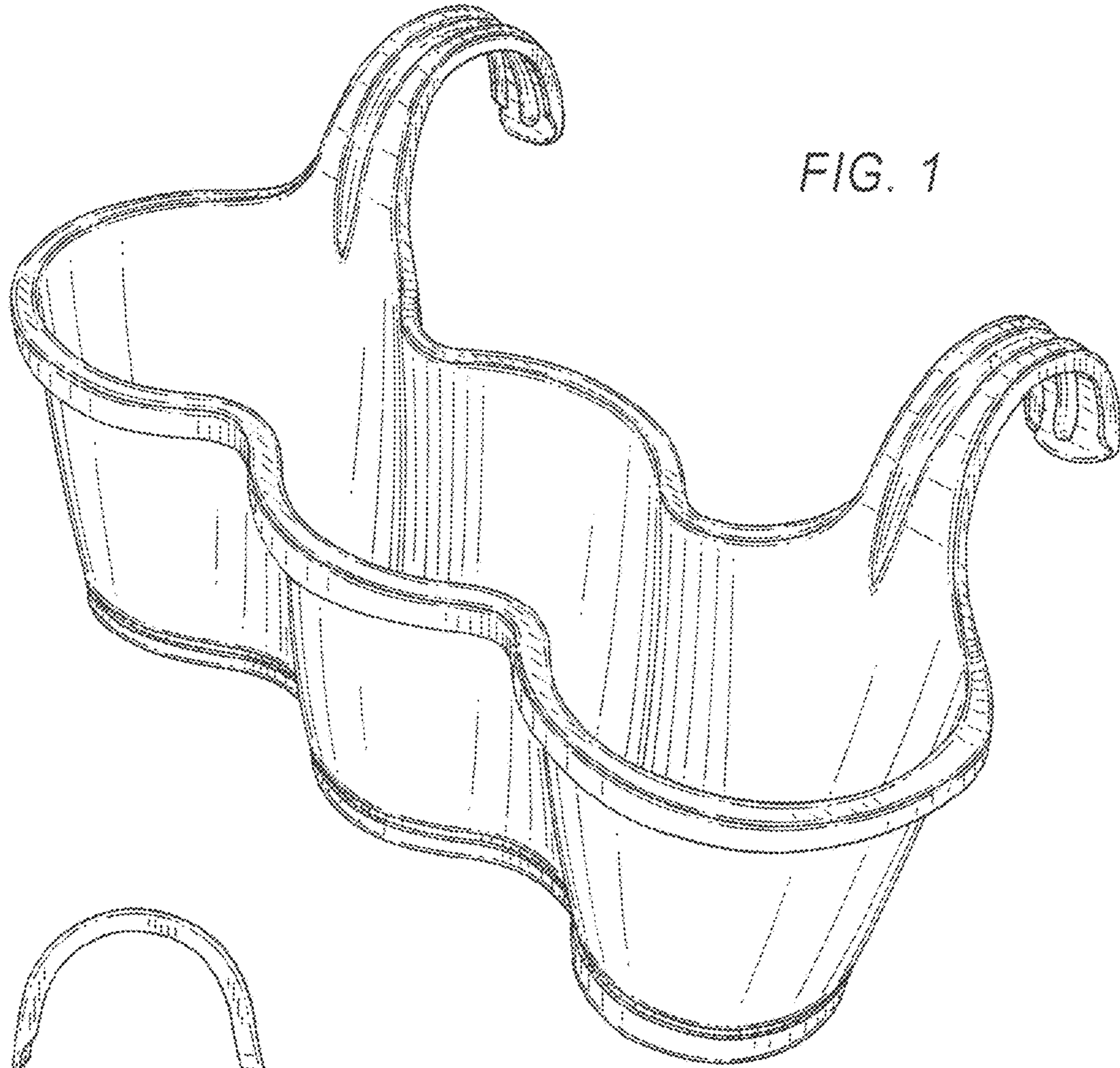


FIG. 1

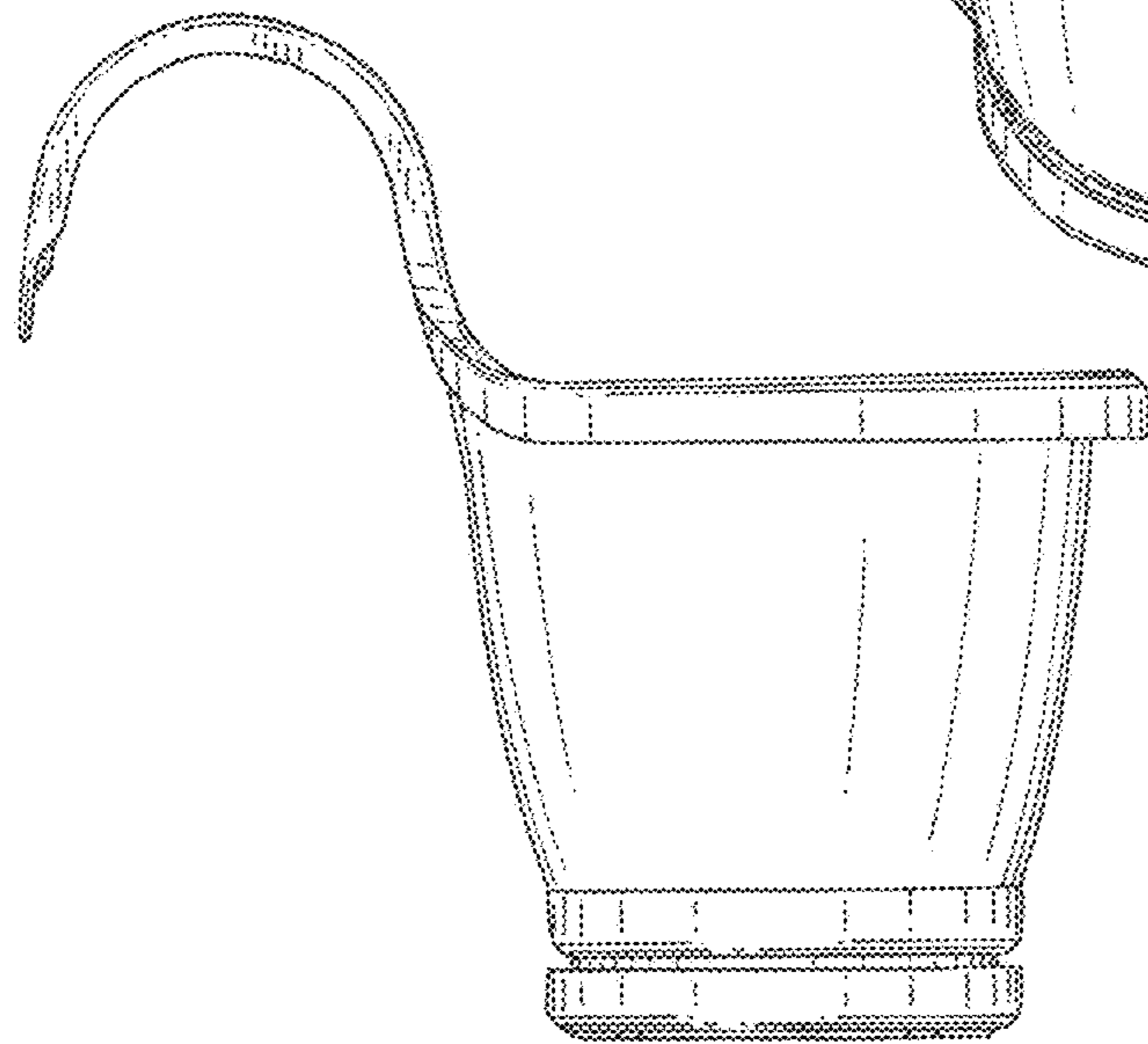


FIG. 4

FIG. 2

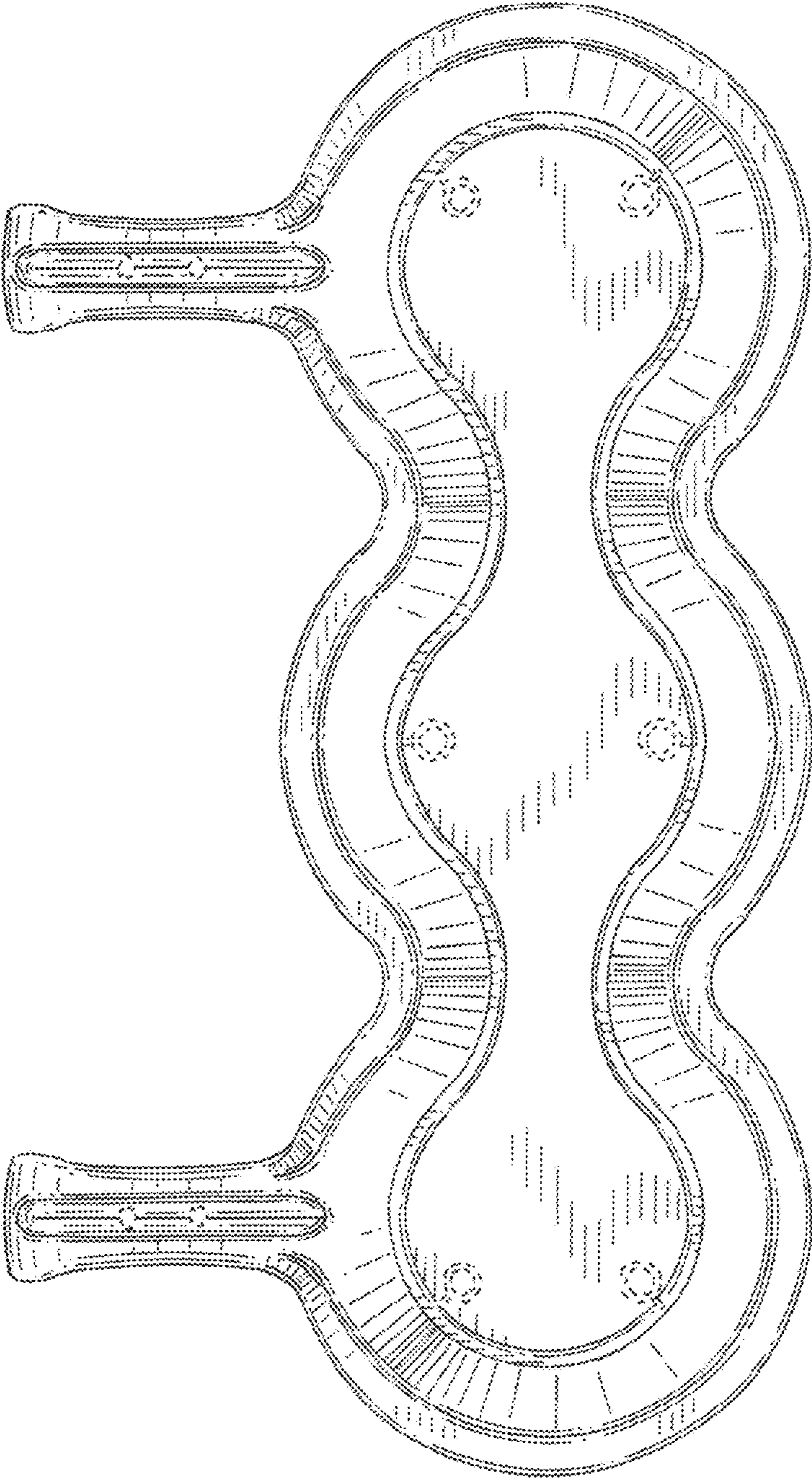


FIG. 3

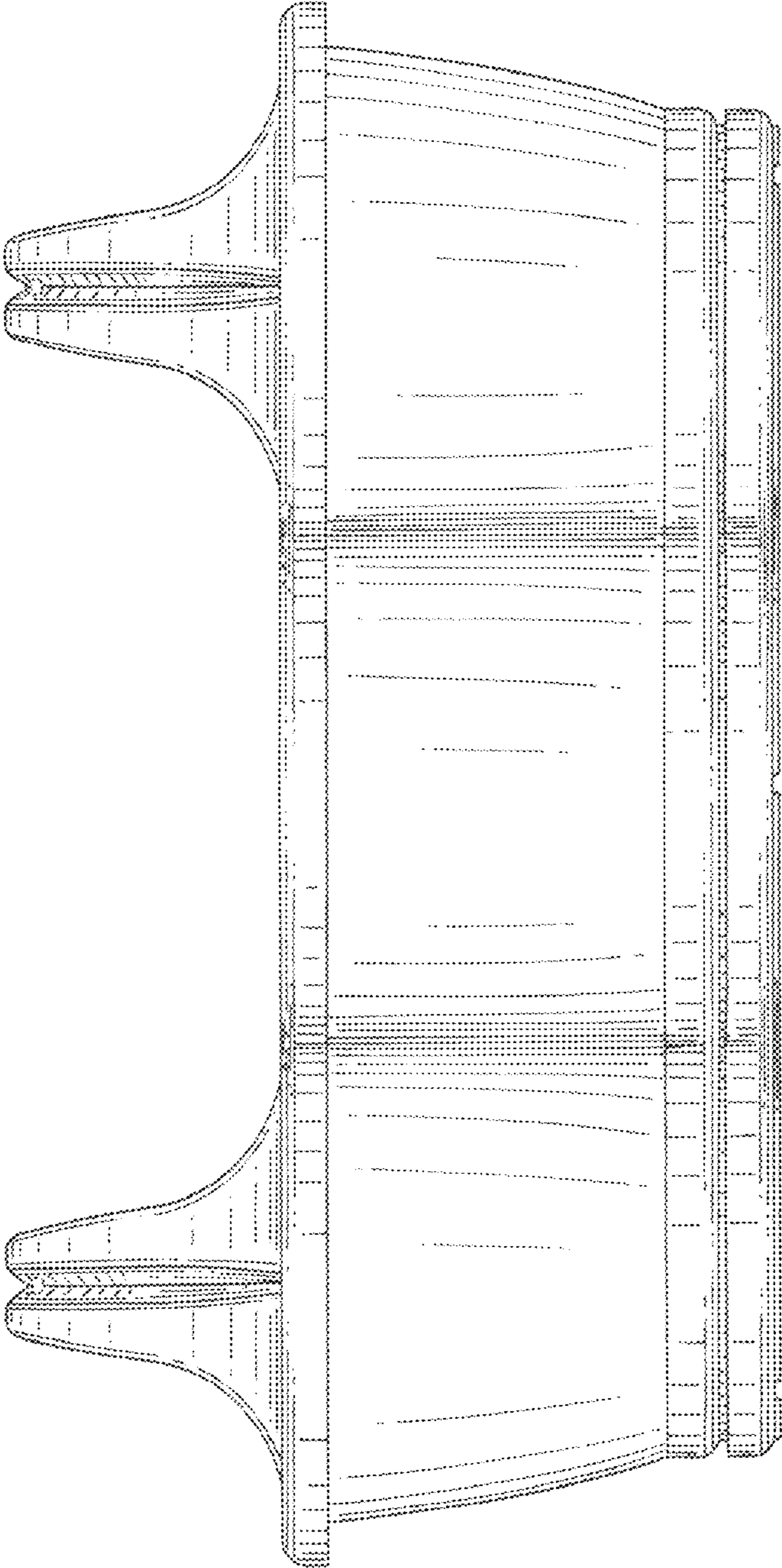


FIG. 5

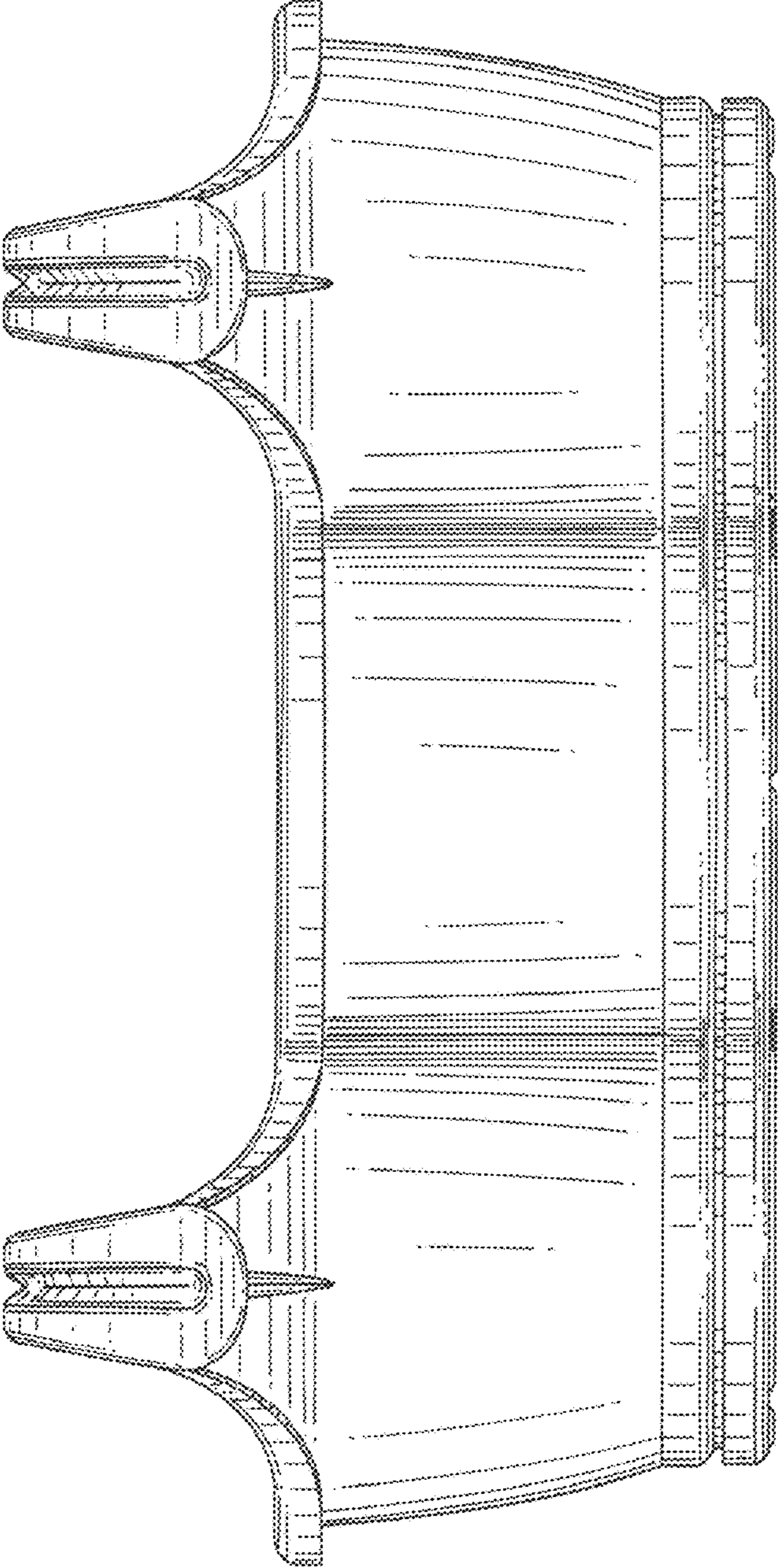


FIG. 6

