



US00D819484S

(12) **United States Design Patent** (10) **Patent No.:** **US D819,484 S**
Dobashi (45) **Date of Patent:** **** Jun. 5, 2018**

(54) **ORNAMENT SETTING**

(71) Applicant: **CROSSFOR CO., LTD.**, Yamanashi (JP)
(72) Inventor: **Hidetaka Dobashi**, Yamanashi (JP)
(73) Assignee: **CROSSFOR CO., LTD.**, Yamanashi (JP)

(**) Term: **15 Years**

(21) Appl. No.: **29/580,231**

(22) Filed: **Oct. 6, 2016**

(30) **Foreign Application Priority Data**

Apr. 7, 2016 (JP) 2016-007804

(51) **LOC (11) Cl.** **11-01**

(52) **U.S. Cl.**
USPC **D11/92; D11/86**

(58) **Field of Classification Search**
USPC D11/1-3, 7, 16, 26-45, 47, 63, 67, D11/75-86, 89-92
CPC A44C 1/00; A44C 17/00; A44C 17/001; A44C 17/002; A44C 17/003; A44C 17/005; A44C 17/006; A44C 17/007; A44C 17/008; A44C 17/0216; A44C 17/0233; A44C 17/0241; A44C 17/025; A44C 17/0258; A44C 17/0266; A44C 17/0275; A44C 17/0283; A44C 17/0291; A44C 17/04; A44C 17/043; A44C 17/046; A44C 15/00; A44C 15/001; A44C 15/0015; A44C 15/002; A44C 15/0025; A44C 15/003; A44C 15/004; A44C 23/00; A44C 25/00; A44C 25/001; A44C 25/005; A44C 25/007; A44C 25/008; A44C 3/008

See application file for complete search history.

(56) **References Cited**

U.S. PATENT DOCUMENTS

729,606	A *	6/1903	King	A44C 17/02	63/27
1,476,462	A *	12/1923	Pejchar	A44C 11/007	63/26
2,726,521	A *	12/1955	Melik-Minassiantz	A44C 17/02	63/27
D341,333	S *	11/1993	Prout	D11/80	
D436,885	S *	1/2001	Manfredi	D11/91	
D462,291	S *	9/2002	Kharloubian	D11/91	
D712,298	S *	9/2014	Taylor-Cattapan	D11/79	
D712,299	S *	9/2014	DiPietro	D11/79	
D716,686	S *	11/2014	Dobashi	D11/91	
D755,666	S *	5/2016	Cipolla	D11/92	
D766,769	S *	9/2016	Polkovnikov	D11/61	
D771,518	S *	11/2016	Dobashi	D11/130	
2012/0151963	A1 *	6/2012	Dobashi	A44C 17/0275	63/26
2015/0075220	A1 *	3/2015	Dobashi	A44C 17/0275	63/26

* cited by examiner

Primary Examiner — Cynthia Ramirez
Assistant Examiner — L. Martinez-Rivera
(74) *Attorney, Agent, or Firm* — Li & Cai Intellectual Property (USA) Office

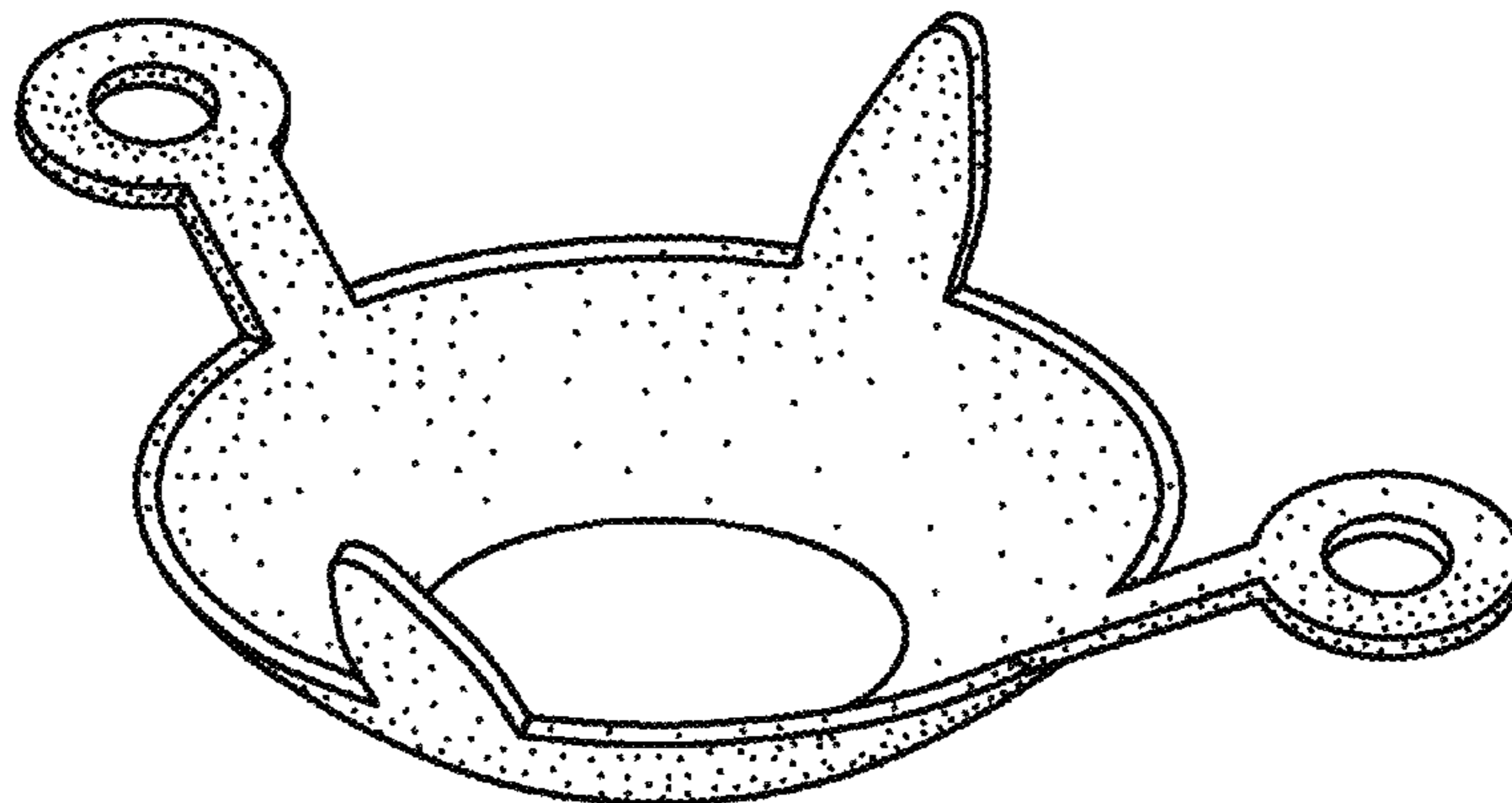
(57) **CLAIM**

The ornamental design for an ornament setting, as shown.

DESCRIPTION

FIG. 1 is a perspective view of an ornament setting showing my new design;
FIG. 2 is a front view thereof;
FIG. 3 is a rear view thereof;
FIG. 4 is a left side view thereof;
FIG. 5 is a right side view thereof;
FIG. 6 is a top plan view thereof; and,
FIG. 7 is a bottom plan view thereof.

1 Claim, 5 Drawing Sheets



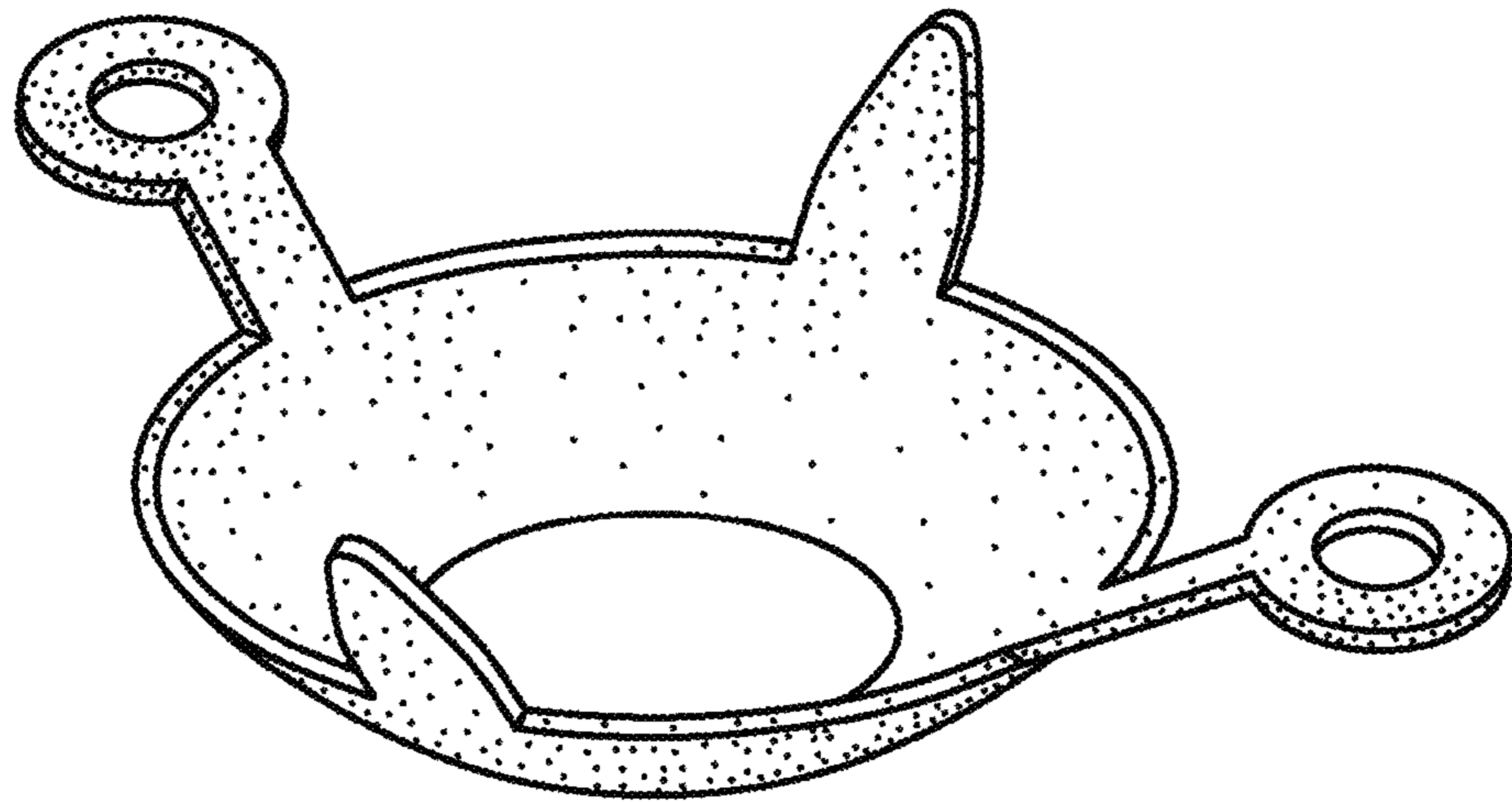


FIG. 1

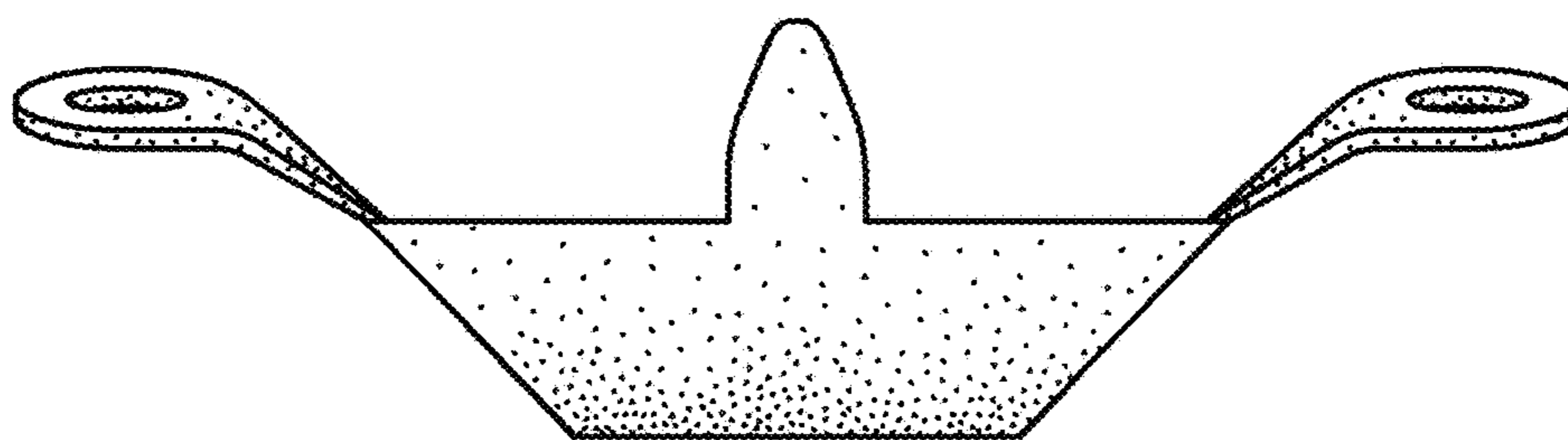


FIG. 2

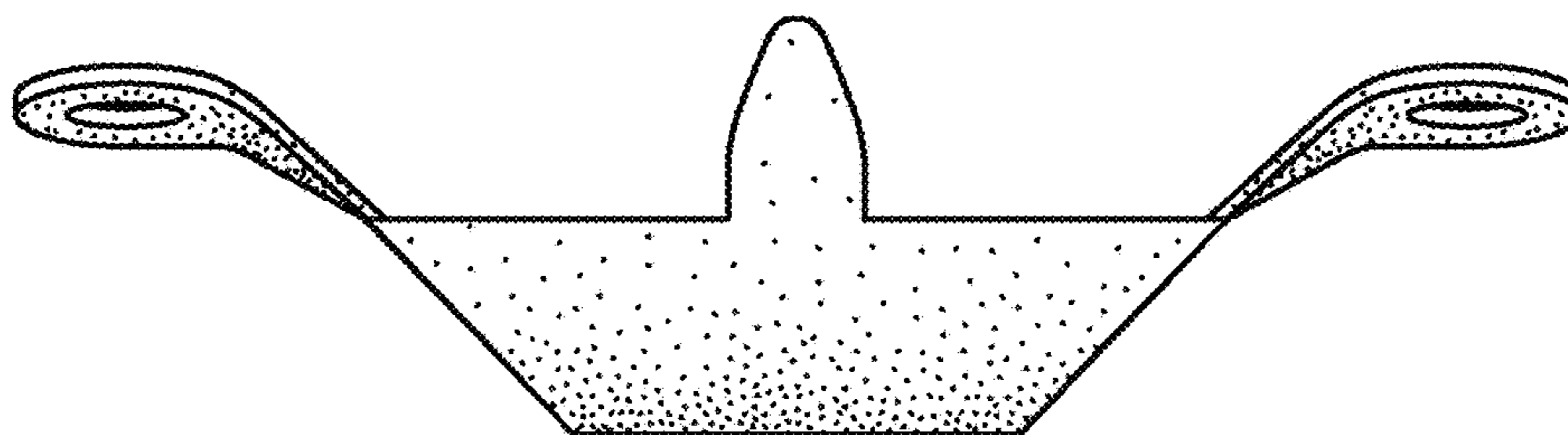


FIG. 3

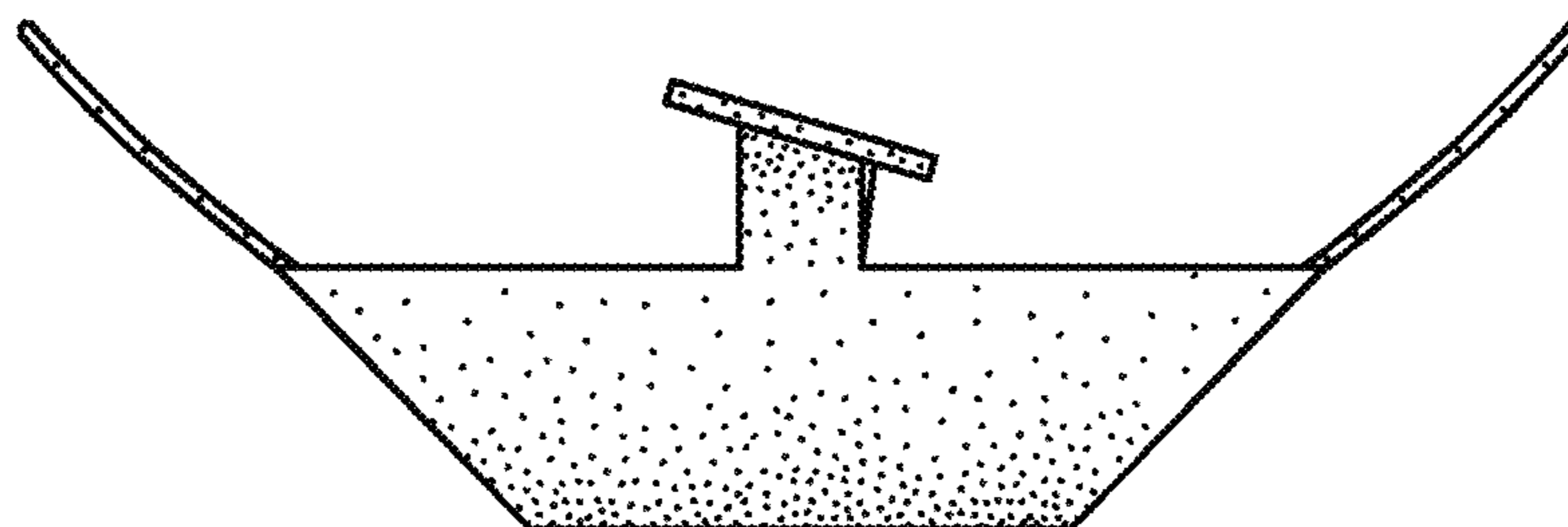


FIG. 4

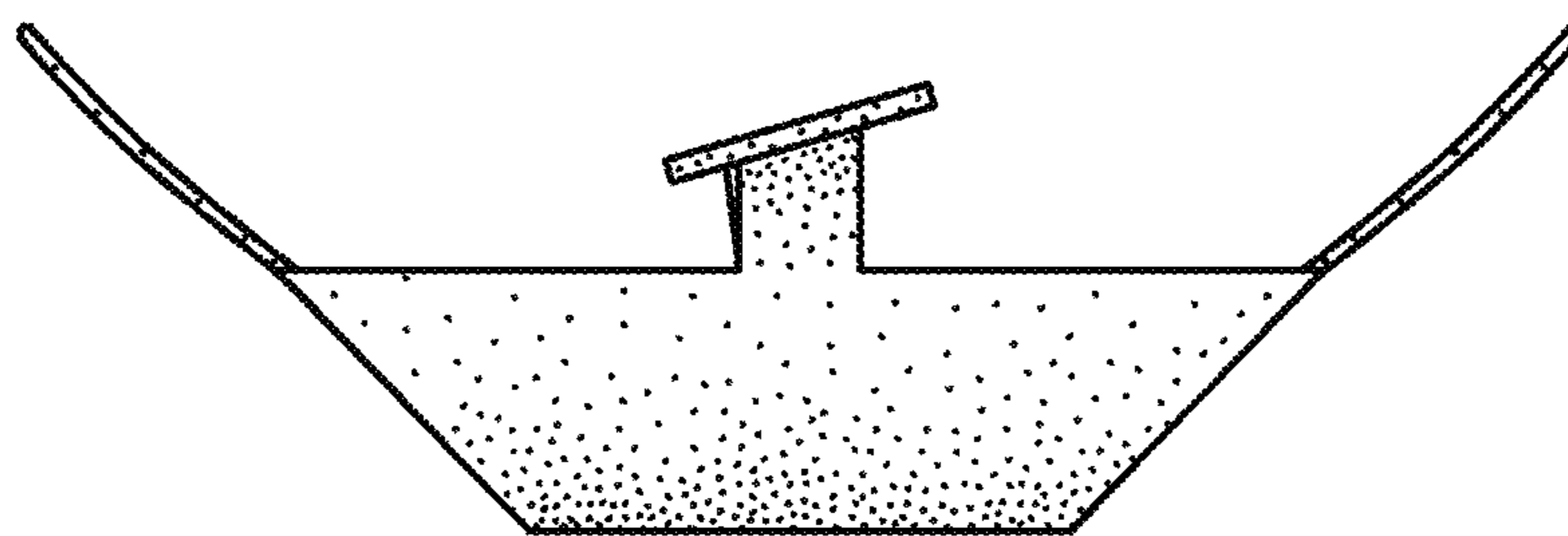


FIG. 5

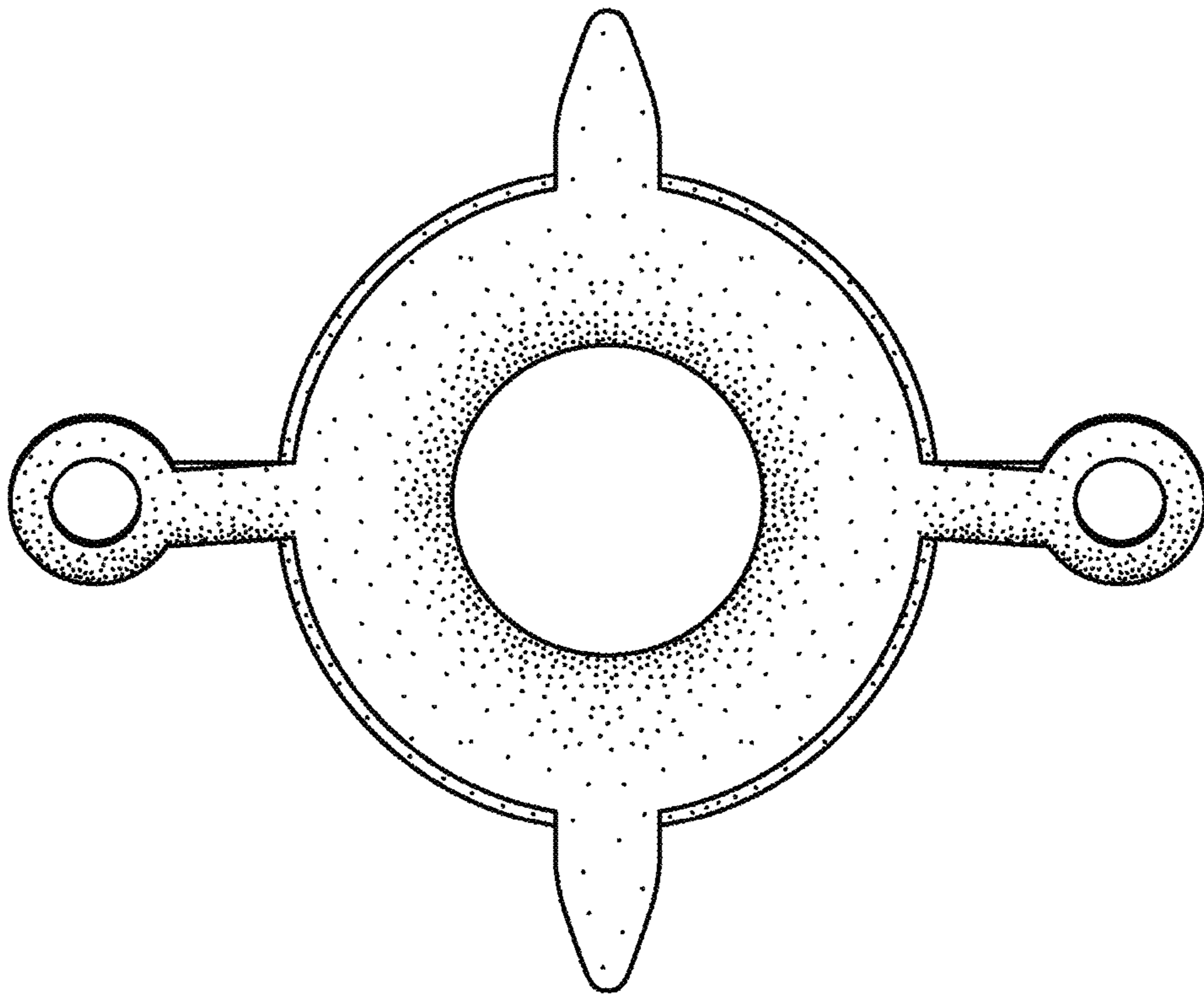


FIG. 6

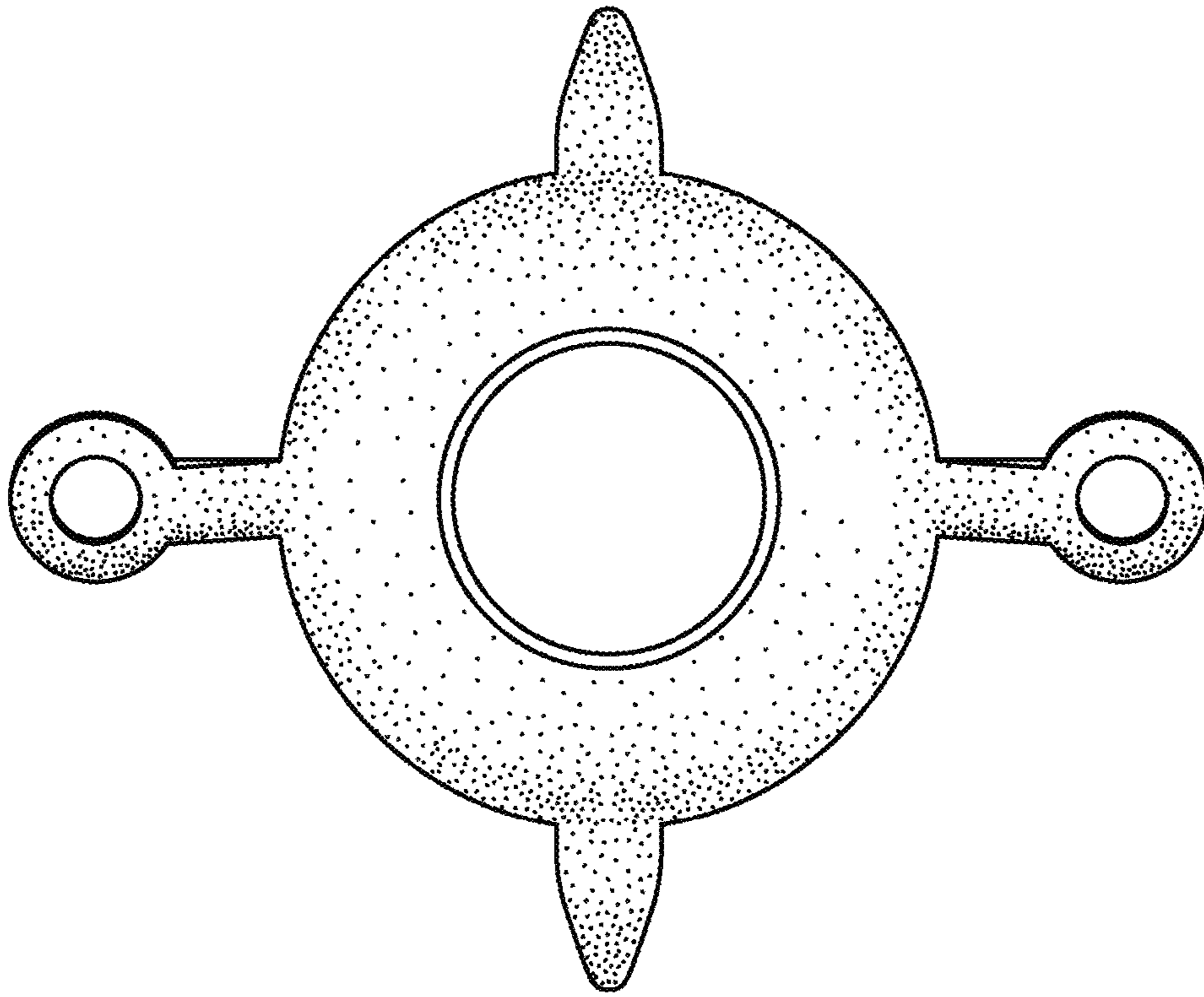


FIG. 7