



US00D819471S

(12) **United States Design Patent** (10) **Patent No.:** **US D819,471 S**
Essex et al. (45) **Date of Patent:** **** Jun. 5, 2018**

(54) **IMPEDANCE MEASUREMENT SYSTEM COMPONENT**

(71) Applicant: **Impedimed Limited**, Pinkenba, Queensland (AU)

(72) Inventors: **Tim Essex**, Wakerley (AU); **Matthew Joseph Miller**, Carlsbad, CA (US)

D430,053 S 8/2000 Ariyama et al.
D442,872 S 5/2001 Sato
6,256,532 B1 7/2001 Cha
D458,169 S 6/2002 Shibata et al.
6,400,983 B1 6/2002 Cha
D463,302 S 9/2002 Ariyama et al.
D465,166 S 11/2002 Sato
D469,779 S 2/2003 Sato et al.

(Continued)

(**) Term: **15 Years**

FOREIGN PATENT DOCUMENTS

(21) Appl. No.: **29/575,658**

JP 5077321 B2 11/2012
JP 5707798 B2 4/2015

(22) Filed: **Aug. 26, 2016**

Primary Examiner — Antoine Duval Davis

(51) **LOC (11) Cl.** **10-04**

(74) *Attorney, Agent, or Firm* — Knobbe, Martens, Olson & Bear, LLP

(52) **U.S. Cl.**

USPC **D10/93**

(58) **Field of Classification Search**

USPC D10/46, 93, 94
CPC G01G 21/28; G01G 21/283; G01G 21/286;
G01G 21/30; G01G 23/37; G01G
23/3728; G01G 23/3735

See application file for complete search history.

(57) **CLAIM**

The ornamental design for an impedance measurement system component, substantially as shown and described herein.

DESCRIPTION

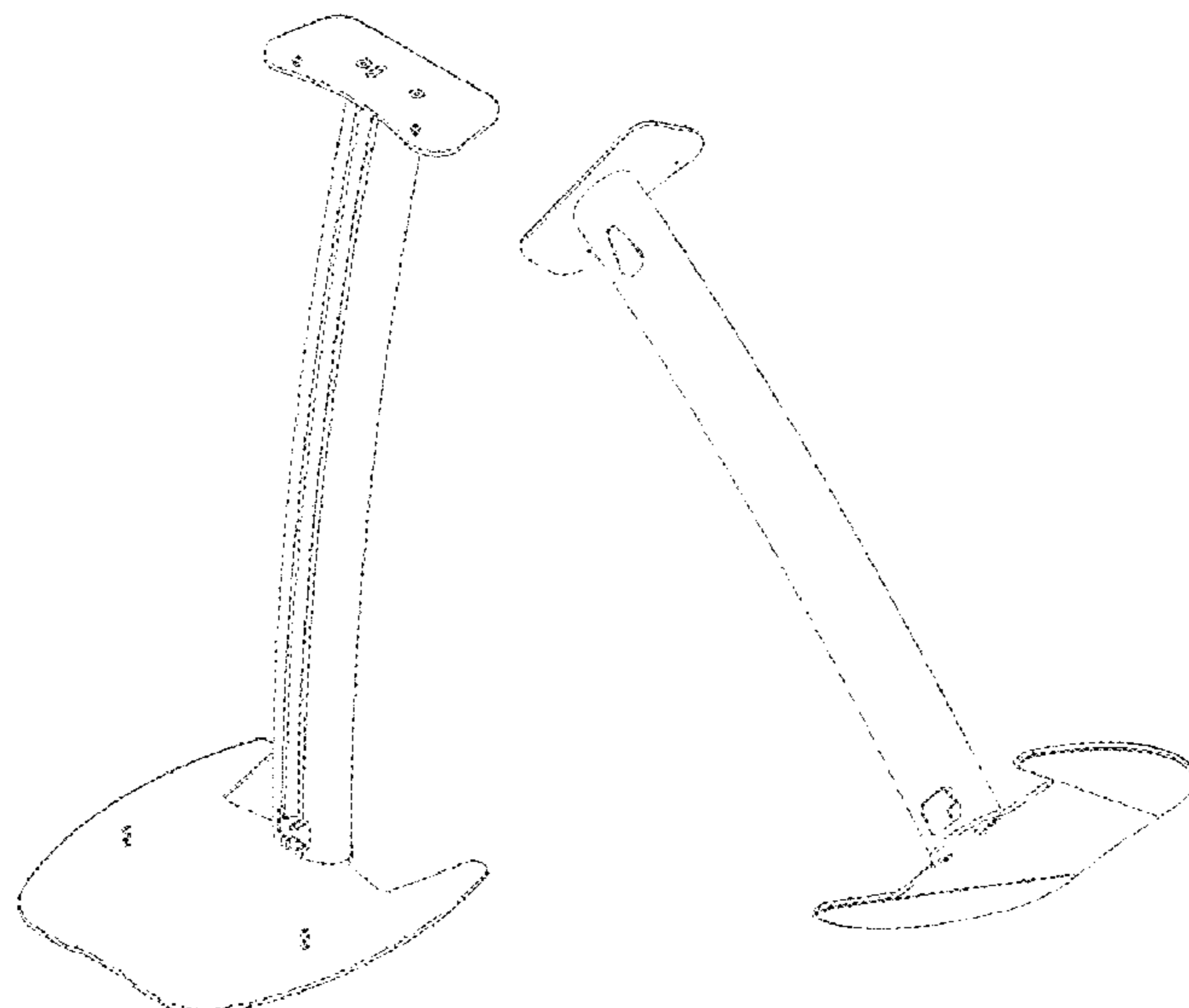
(56) **References Cited**

U.S. PATENT DOCUMENTS

D329,392 S 9/1992 Kurata
D401,173 S 11/1998 Kurata et al.
D403,261 S 12/1998 Kurata et al.
D403,605 S 1/1999 Kurata
D403,977 S 1/1999 Kurata et al.
D403,978 S 1/1999 Kurata et al.
D409,932 S 5/1999 Kurata et al.
D410,397 S 6/1999 Kurata et al.
D414,126 S 9/1999 Kurata et al.
D414,127 S 9/1999 Kurata et al.
D414,710 S 10/1999 Sato
D415,050 S 10/1999 Kurata et al.
D415,701 S 10/1999 Sunako
D415,972 S 11/1999 Sato et al.
D420,609 S 2/2000 Sato
D425,807 S 5/2000 Sato
D427,095 S 6/2000 Ishikawa et al.

FIG. 1 is a front, top, and first side perspective view of a first embodiment of an impedance measurement system component embodying the new design;
FIG. 2 is a front view thereof;
FIG. 3 is a top view thereof;
FIG. 4 is a first side view thereof;
FIG. 5 is a second side view thereof;
FIG. 6 is a front, top, and second side perspective view thereof;
FIG. 7 is a bottom view thereof;
FIG. 8 is a back view thereof;
FIG. 9 is a front, bottom, and first side perspective view thereof; and,
FIG. 10 is a back, bottom, and second side perspective view thereof.

1 Claim, 10 Drawing Sheets



(56)

References Cited

U.S. PATENT DOCUMENTS

D470,782 S	2/2003	Motomizu	D539,684 S	4/2007	Kitamura et al.
D470,783 S	2/2003	Kobayakawa	D543,880 S	6/2007	Matsumoto et al.
D470,784 S	2/2003	Murase	D543,882 S	6/2007	Kousuge
D472,485 S	4/2003	Vermillion	D544,385 S	6/2007	Ozawa et al.
D488,733 S	4/2004	Kobayakawa et al.	D545,225 S	6/2007	Azuma
D491,478 S	6/2004	Shoji et al.	D545,708 S	7/2007	Kajimoto et al.
D492,212 S	6/2004	Kobayakawa et al.	D545,709 S	7/2007	Iizuka et al.
D492,609 S	7/2004	Sato	D546,220 S	7/2007	Hartman et al.
D492,905 S	7/2004	Shoji et al.	D546,722 S	7/2007	Montagnino et al.
D497,561 S	10/2004	Sato et al.	D547,217 S	7/2007	Montagnino et al.
D497,562 S	10/2004	Shoji et al.	D547,219 S	7/2007	Kajimoto et al.
D497,563 S	10/2004	Vuckovic	D548,839 S	8/2007	Kobayakawa et al.
D497,818 S	11/2004	Sato et al.	D552,498 S	10/2007	Roesmann et al.
D497,819 S	11/2004	Murase et al.	D563,812 S	3/2008	Matsumoto et al.
D497,820 S	11/2004	Vuckovic et al.	D563,813 S	3/2008	Tomita et al.
D497,821 S	11/2004	Montagnino et al.	D563,814 S	3/2008	Matsumoto et al.
D498,155 S	11/2004	Sato et al.	D576,898 S	9/2008	Kousuge et al.
D498,157 S	11/2004	Kobayakawa	D576,899 S	9/2008	Kousuge et al.
D498,158 S	11/2004	Vuckovic	D576,900 S	9/2008	Kousuge et al.
D498,159 S	11/2004	Joss et al.	D578,422 S	10/2008	Kobayakawa et al.
D498,160 S	11/2004	Vuckovic et al.	D578,423 S	10/2008	Otsuka et al.
D498,690 S	11/2004	Joss et al.	D578,912 S	10/2008	Kobayakawa et al.
D498,691 S	11/2004	Van De et al.	D578,913 S	10/2008	Crickmore et al.
D498,692 S	11/2004	Vuckovic et al.	D578,914 S	10/2008	Otsuka et al.
D499,036 S	11/2004	Joss et al.	D578,915 S	10/2008	Wright
D499,037 S	11/2004	Vuckovic	D578,917 S	10/2008	Otsuka et al.
D501,642 S	2/2005	Vuckovic et al.	D579,363 S	10/2008	Kobayakawa et al.
D502,417 S	3/2005	Kobayakawa	D579,364 S	10/2008	Kobayakawa et al.
D503,119 S	3/2005	Motomizu	D579,365 S	10/2008	Kitamura
D503,120 S	3/2005	Sato et al.	D579,366 S	10/2008	Otsuka et al.
D506,155 S	6/2005	Montagnino et al.	D580,806 S	11/2008	Otsuka et al.
D507,758 S	7/2005	Joss et al.	D582,306 S	12/2008	Wright
D507,982 S	8/2005	Shoji et al.	D582,813 S	12/2008	Otsuka et al.
D507,983 S	8/2005	Kobayakawa	D586,679 S	2/2009	Kurata et al.
D511,702 S	11/2005	Murase	D592,534 S	5/2009	Kousuge
D513,707 S	1/2006	Choi et al.	D603,736 S	* 11/2009	Sowards D10/92
D513,708 S	1/2006	Choi et al.	D628,503 S	12/2010	Kasano et al.
D516,928 S	3/2006	Choi et al.	D628,920 S	12/2010	Kasano et al.
D520,391 S	5/2006	Motomizu	D639,192 S	* 6/2011	Li D10/93
D520,890 S	5/2006	Matsumoto et al.	D645,368 S	* 9/2011	Shiloh D10/93
D520,891 S	5/2006	Motomizu et al.	D645,369 S	9/2011	Rhein et al.
D520,892 S	5/2006	Kobayakawa et al.	D653,571 S	2/2012	Kobayakawa
D520,893 S	5/2006	Sato	D682,718 S	5/2013	Azuma
D521,402 S	5/2006	Kobayakawa et al.	D691,502 S	* 10/2013	Otsuka D10/92
D521,890 S	5/2006	Motomizu et al.	D691,905 S	* 10/2013	Kobayakawa D10/93
D523,365 S	6/2006	Kajimoto et al.	D725,522 S	3/2015	Kousuge
D527,663 S	9/2006	Matsumoto et al.	D725,525 S	3/2015	Kousuge
D531,534 S	11/2006	Motomizu et al.	D731,343 S	6/2015	Kobayakawa
			2013/0072813 A1	3/2013	Vogel
			2014/0073983 A1	3/2014	Vogel et al.

* cited by examiner

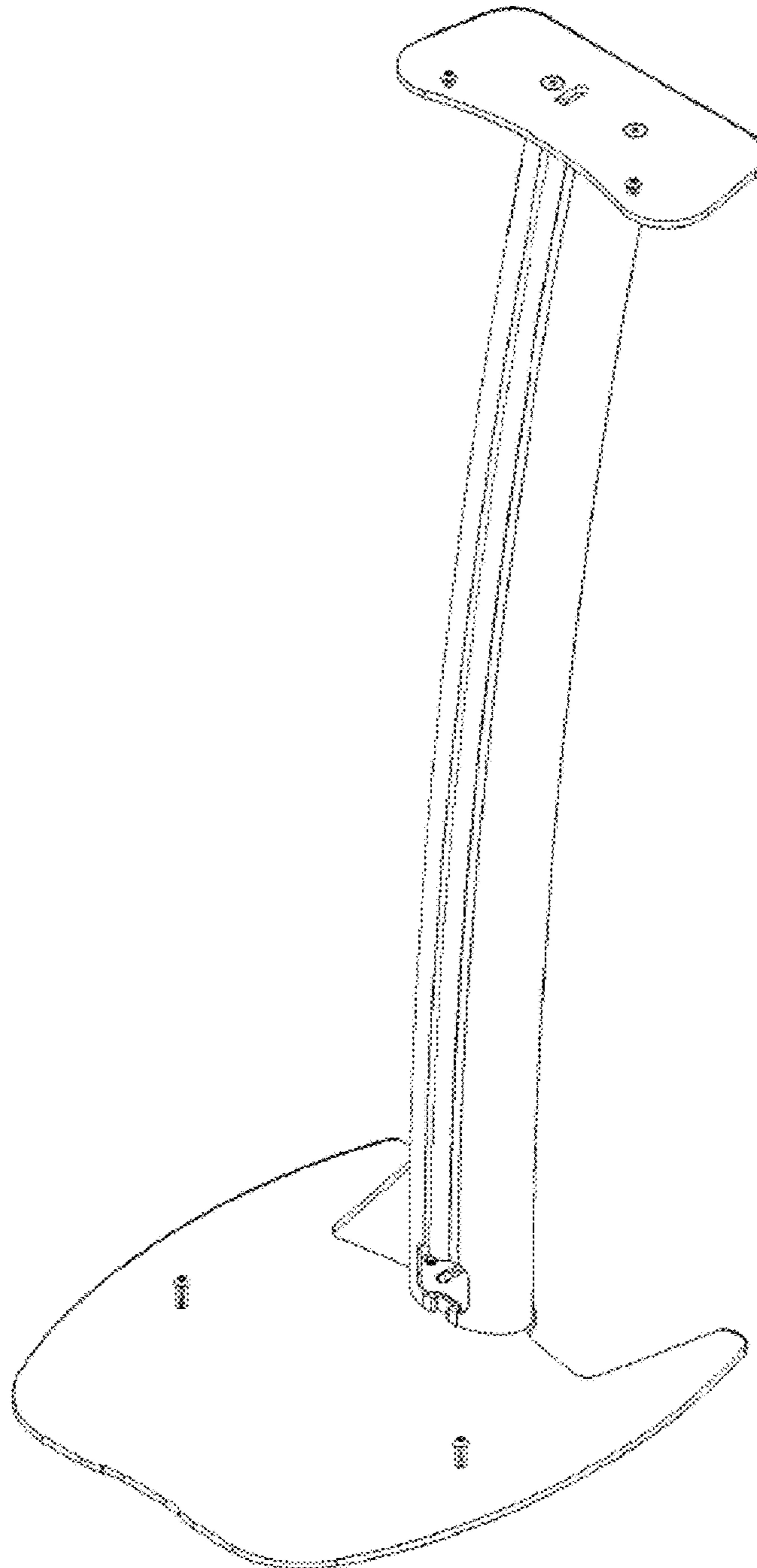


FIG. 1

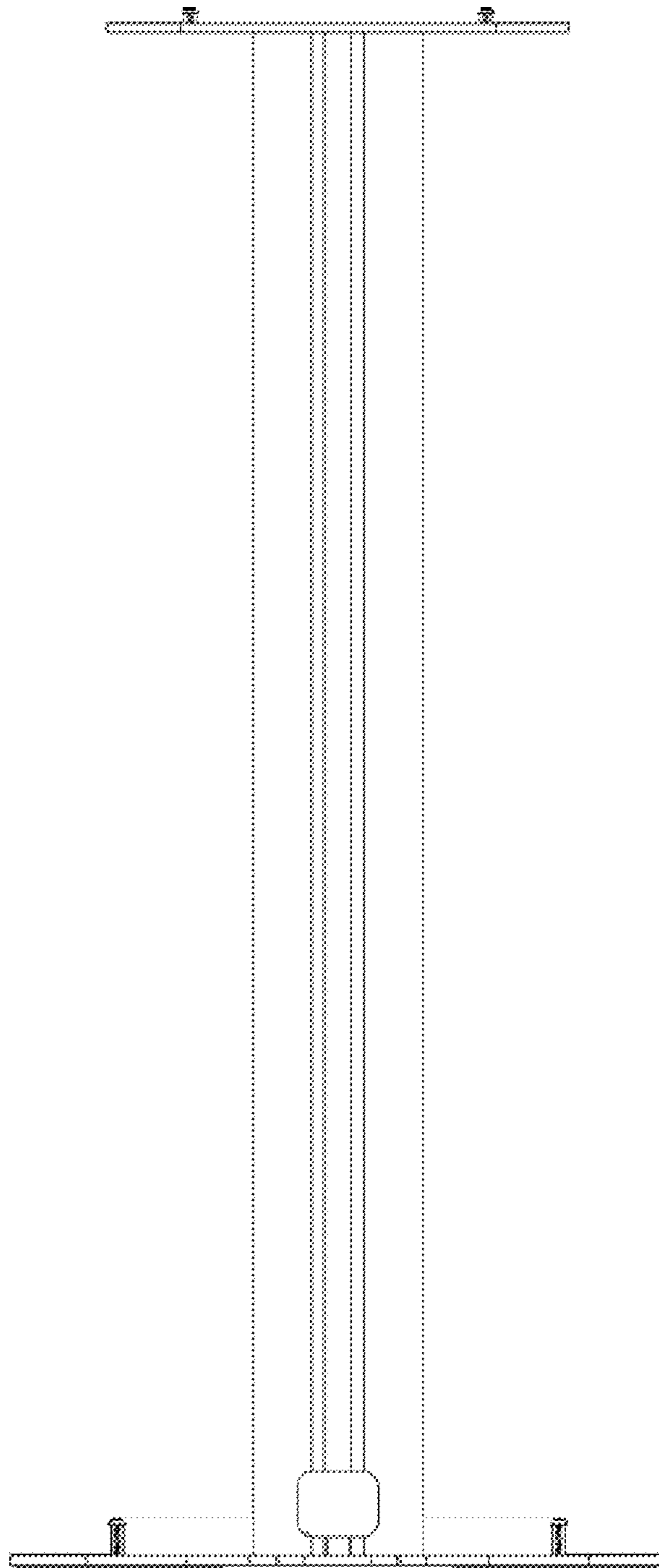


FIG. 2

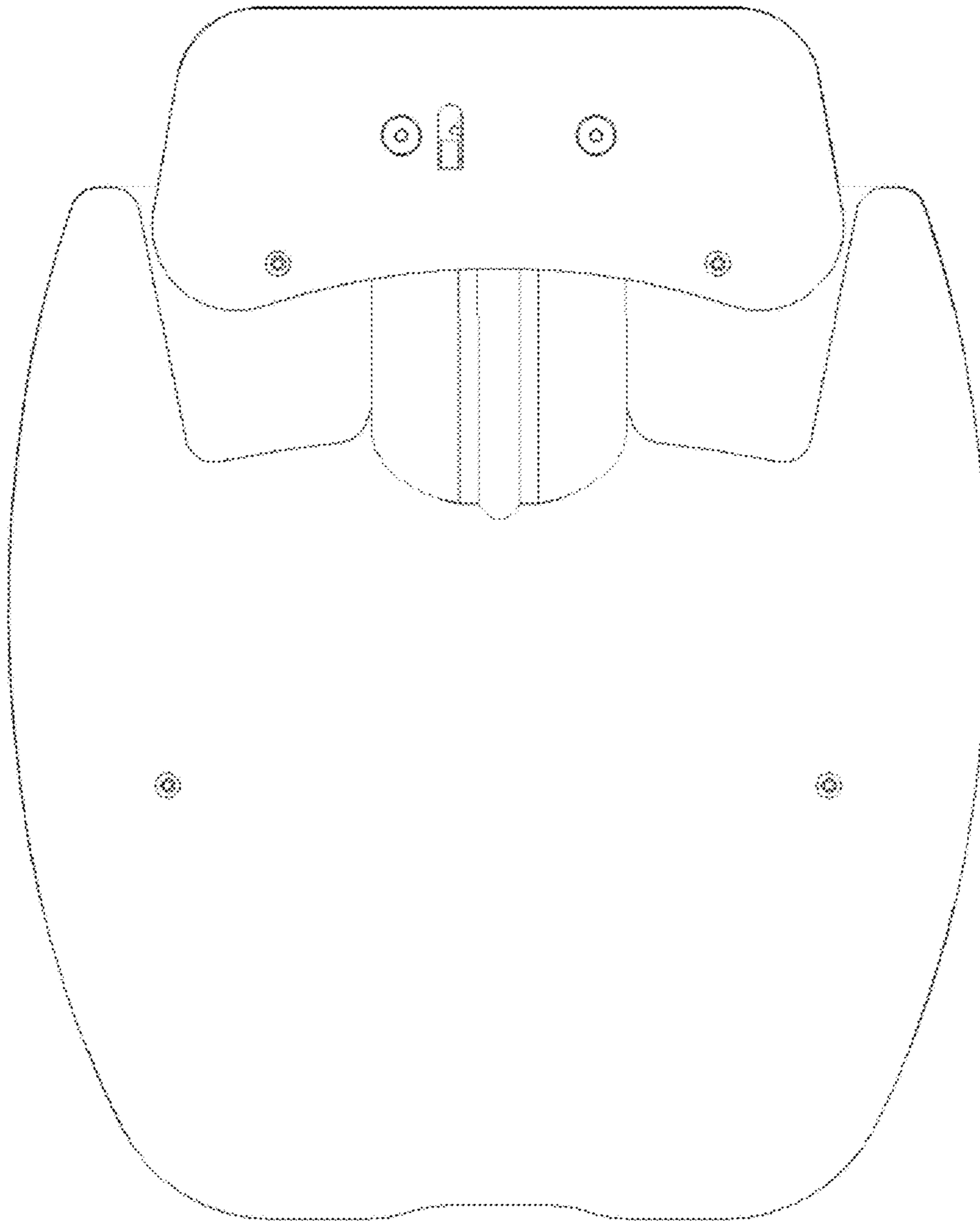


FIG. 3

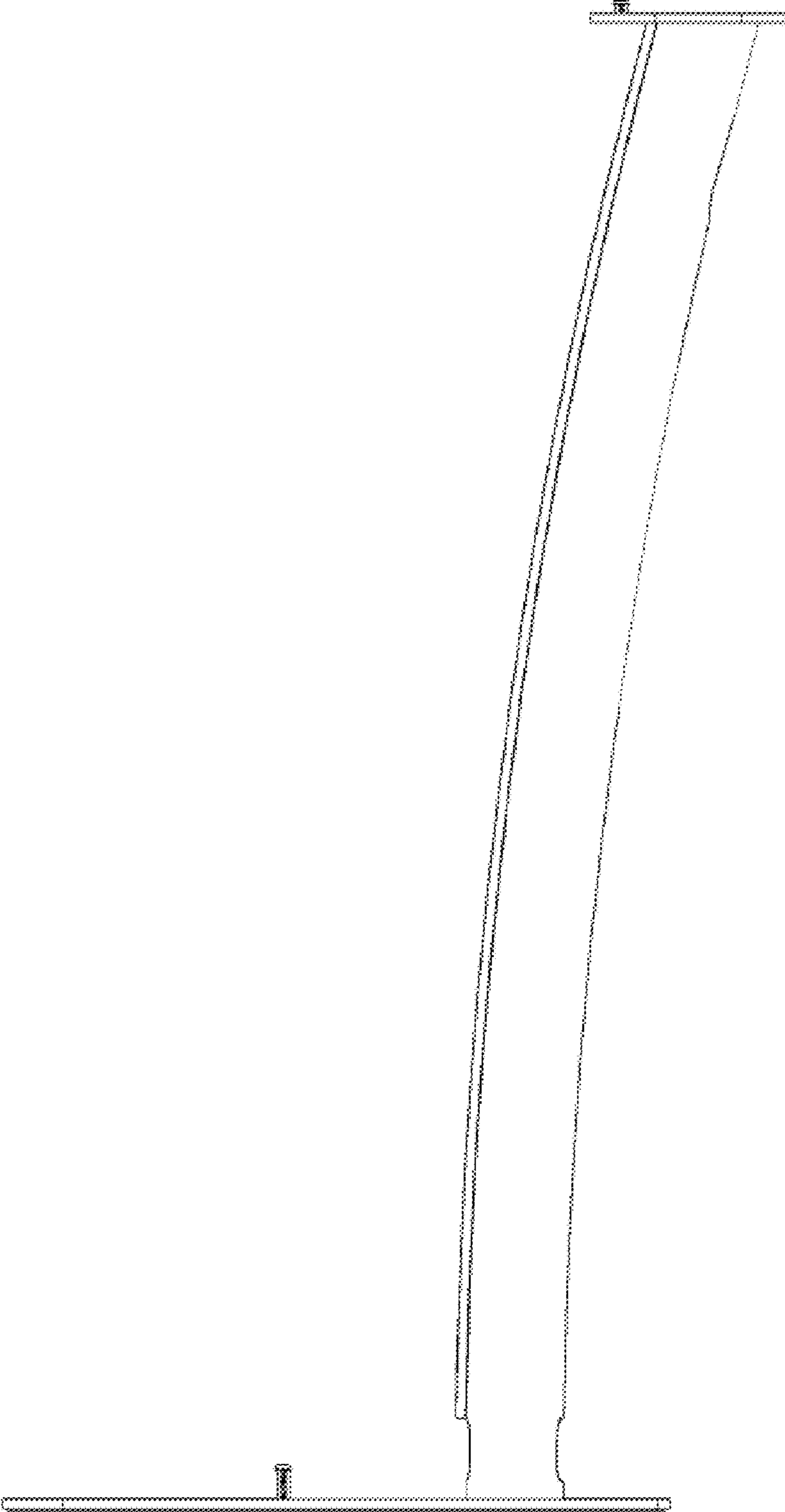


FIG. 4

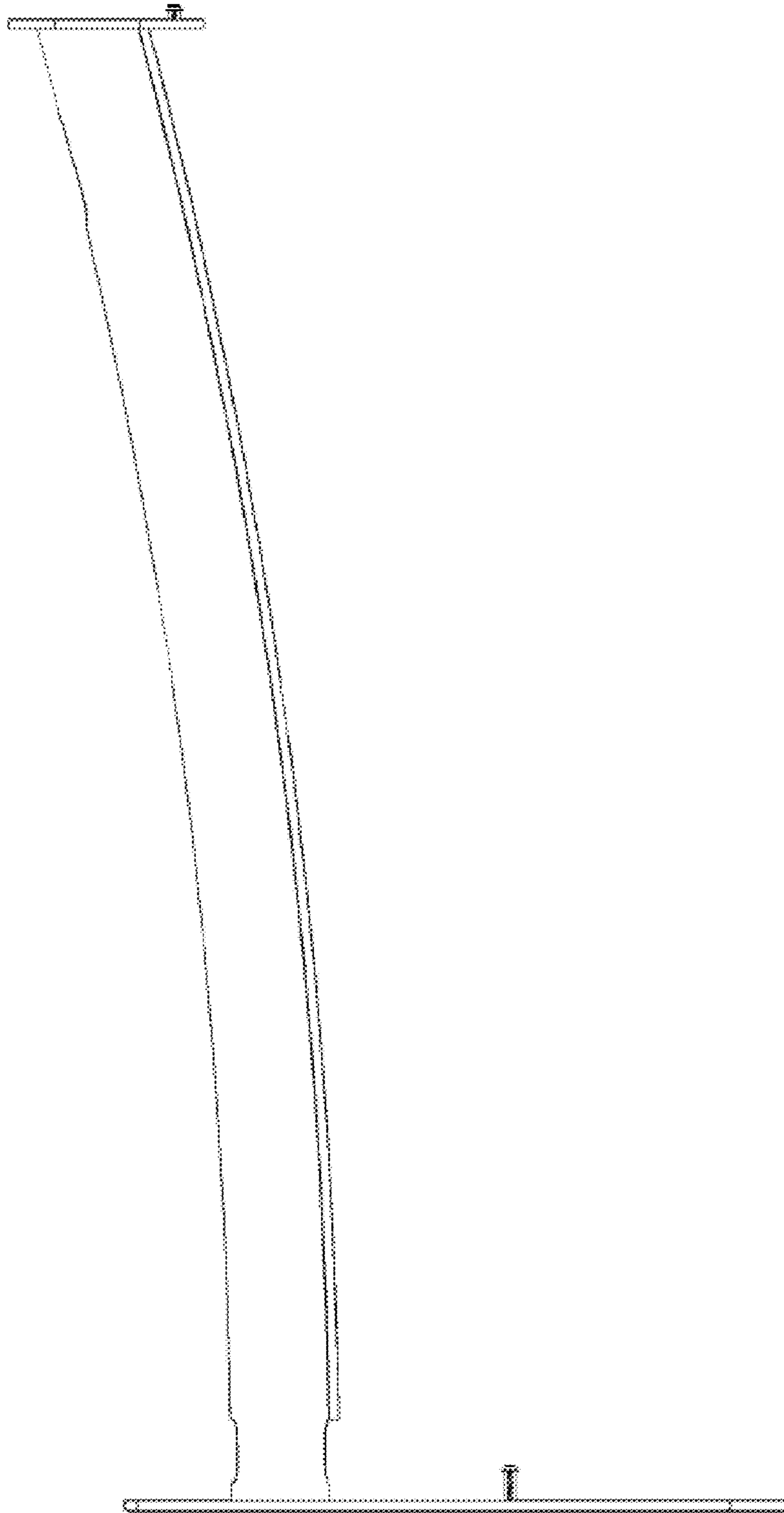


FIG. 5

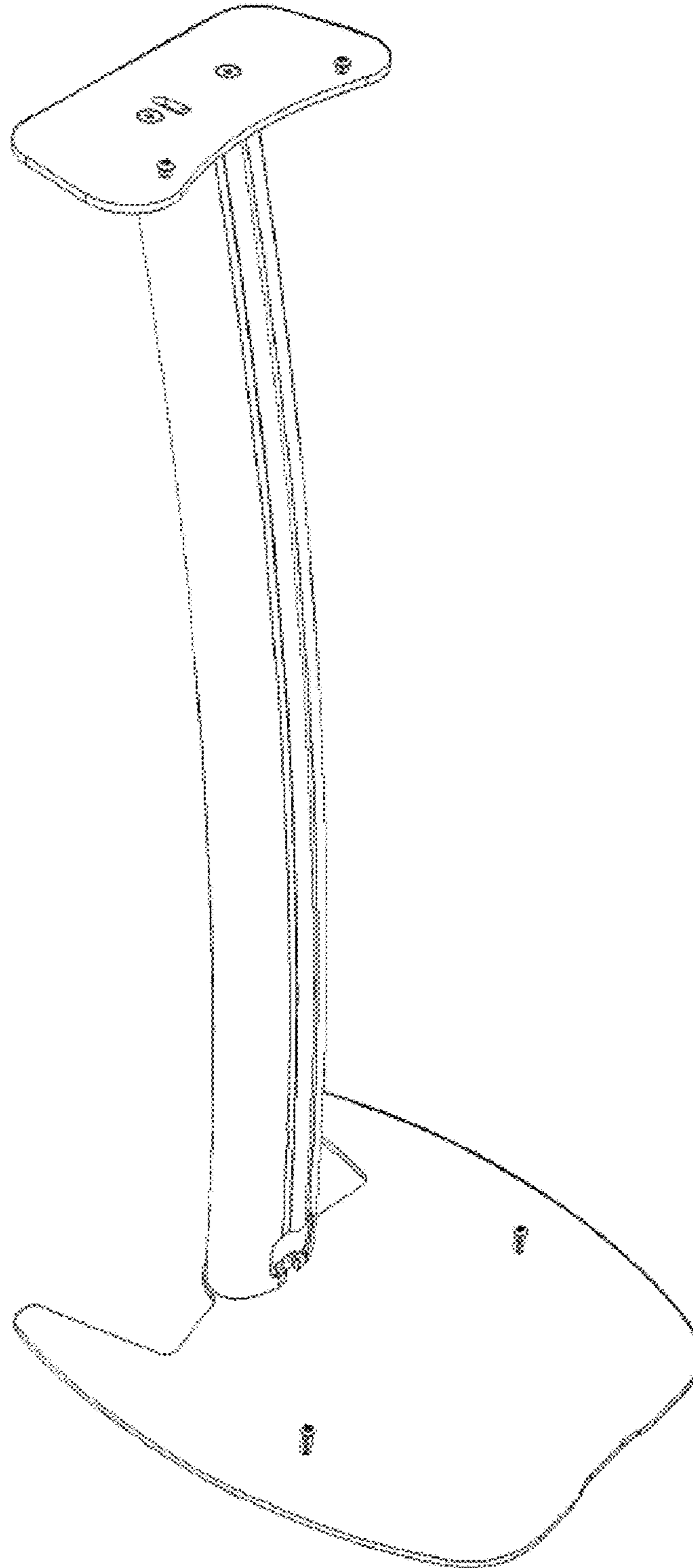


FIG. 6

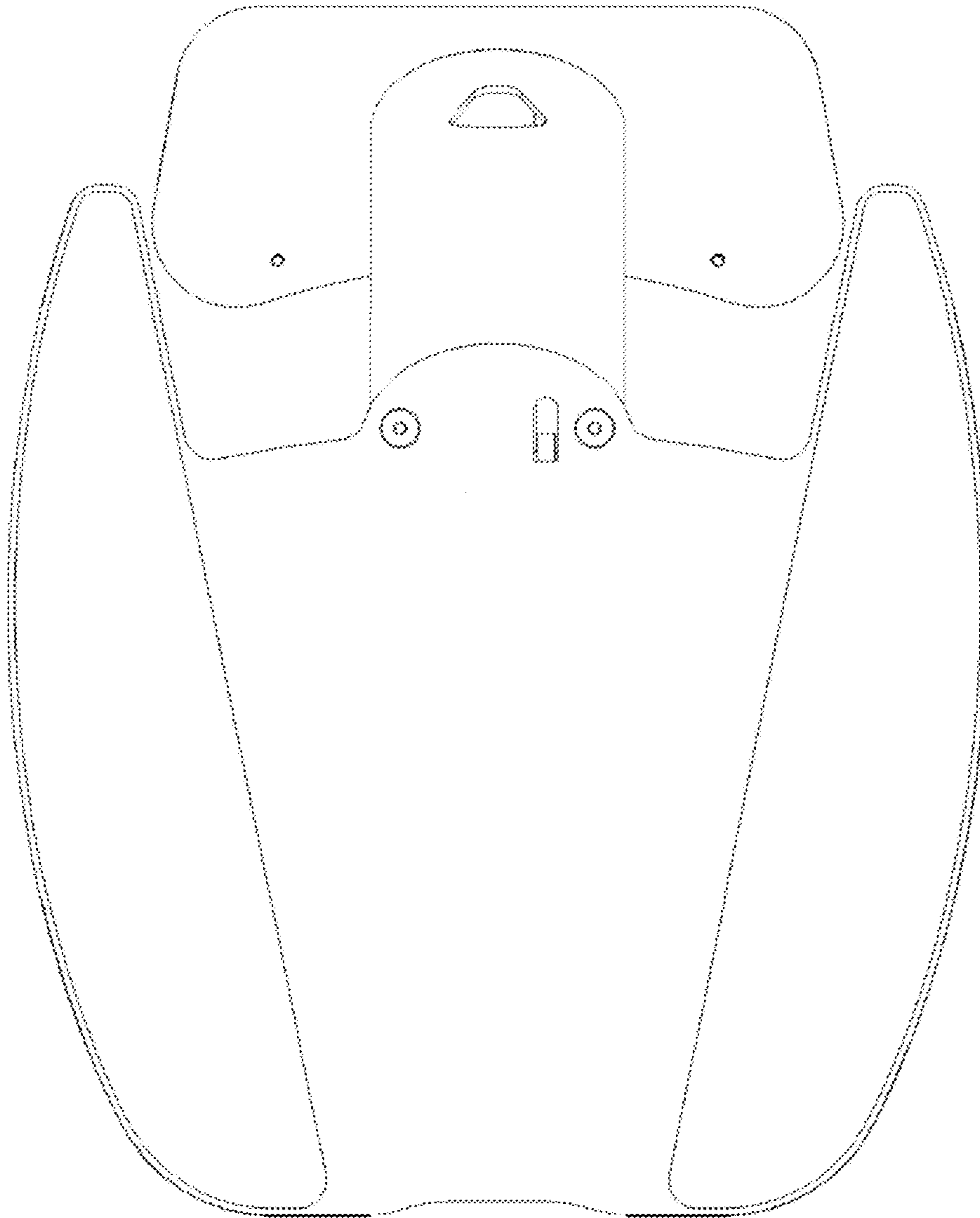


FIG. 7




FIG. 8

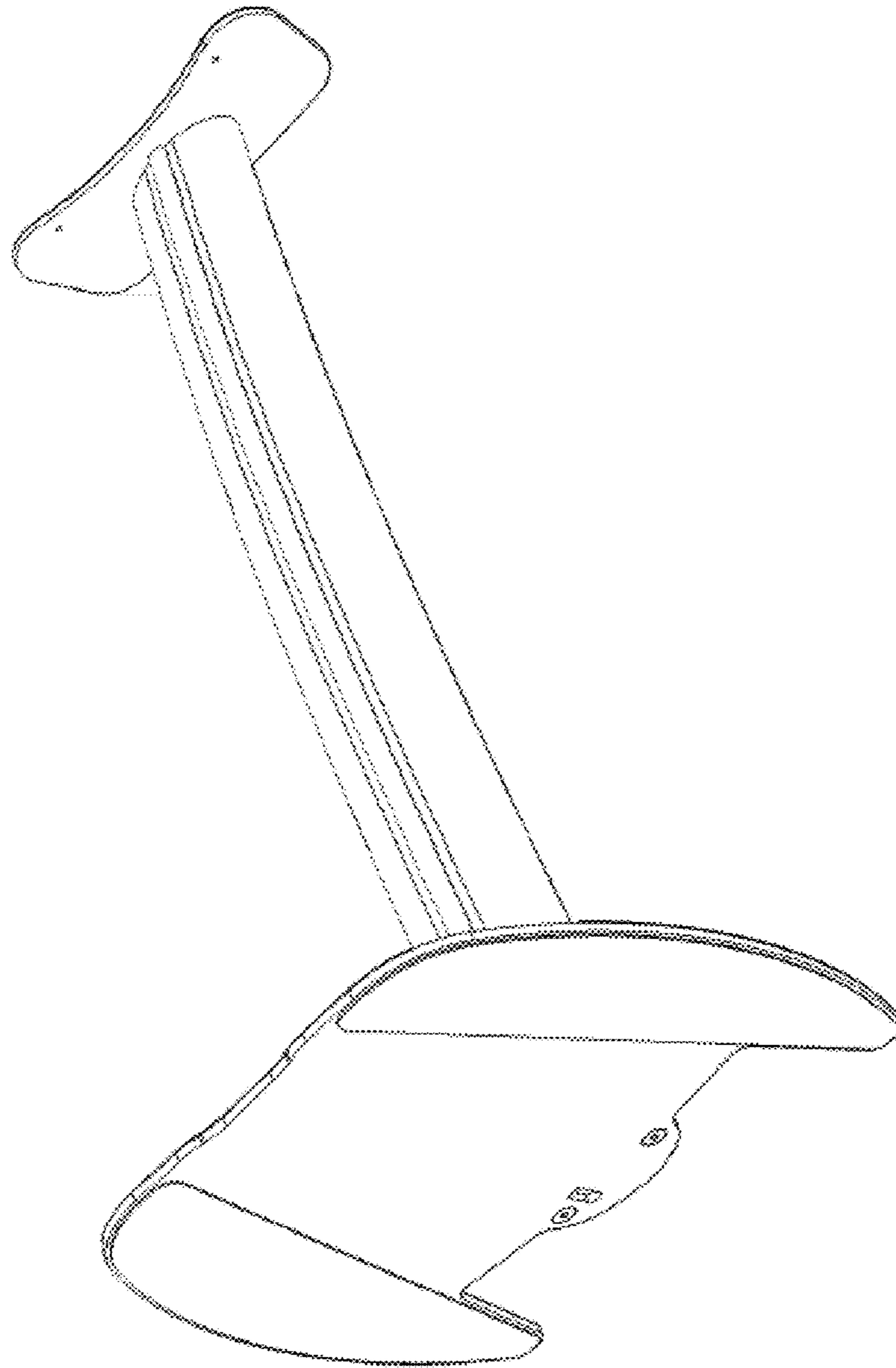


FIG. 9

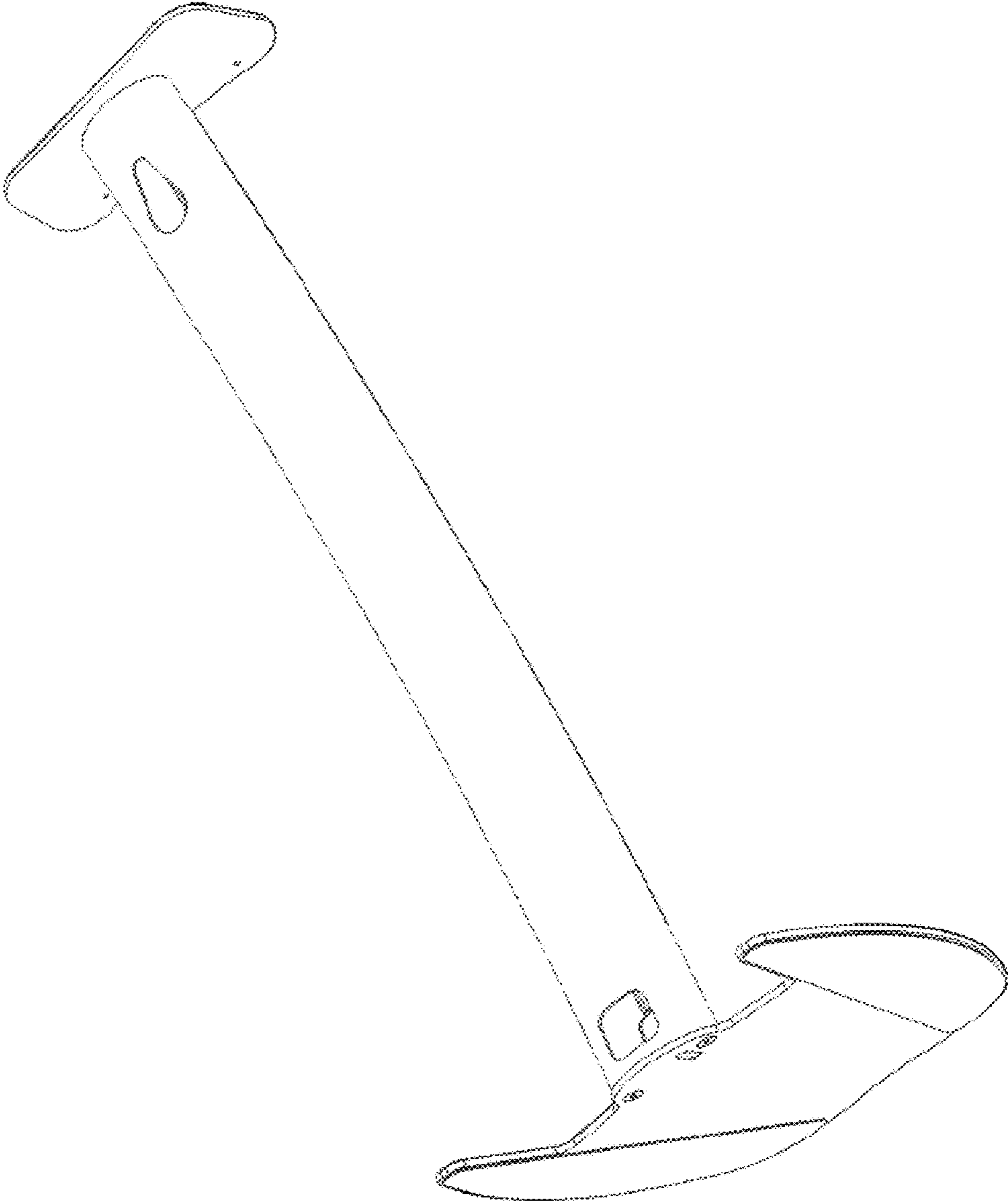


FIG. 10