



US00D819453S

(12) **United States Design Patent** (10) **Patent No.:** **US D819,453 S**  
**Sahatjian** (45) **Date of Patent:** **\*\* Jun. 5, 2018**

(54) **POUCH BOTTLE**

(71) Applicant: **Sarine Sahatjian**, Simi Valley, CA (US)

(72) Inventor: **Sarine Sahatjian**, Simi Valley, CA (US)

(\*\*) Term: **15 Years**

(21) Appl. No.: **29/615,447**

(22) Filed: **Aug. 29, 2017**

**Related U.S. Application Data**

(62) Division of application No. 29/588,494, filed on Dec. 21, 2016, now Pat. No. Des. 799,339.

(51) **LOC (11) Cl.** ..... **09-05**

(52) **U.S. Cl.**  
USPC ..... **D9/707**

(58) **Field of Classification Search**

USPC ..... D9/702-714, 720-722, 414, 434-435, D9/696, 716, 771, 447, 516-517, D9/738-747, 544, 520-521; D24/118, D24/207, 108; 383/6, 9, 22, 96, 61.1, 383/80-81, 104, 901, 63, 203, 107, 383/119-120, 123, 61.2, 44; 220/675, 220/495.03; 215/381-385, 400, 328, 316; 206/484; D3/202; 428/34.3; 222/92, 222/215, 95, 107; 604/408, 403, 415  
 CPC ... B65D 1/00; B65D 1/02; B65D 1/09; B65D 1/10; B65D 1/32; B65D 1/0223; B65D 23/00; B65D 35/00; B65D 35/02

See application file for complete search history.

(56) **References Cited**

**U.S. PATENT DOCUMENTS**

D690,501 S *	10/2013	Yetts .....	D3/202
D732,974 S *	6/2015	Anastasiadis .....	D9/709
D734,940 S *	7/2015	Fay .....	D3/202
D772,076 S *	11/2016	Waldis .....	D7/512
D778,730 S *	2/2017	Sahatjian .....	D9/707
D791,614 S *	7/2017	Sahatjian .....	D9/707
D799,336 S *	10/2017	Sahatjian .....	D9/696
D808,819 S *	1/2018	Gillman .....	D9/702

\* cited by examiner

*Primary Examiner* — Abraham Bahta

(74) *Attorney, Agent, or Firm* — Kevin Schraven; Anooj Patel; Hankin Patent Law, APC

(57) **CLAIM**

The ornamental design for a pouch bottle, as shown and described.

**DESCRIPTION**

FIG. 1 is a top perspective view of an embodiment of the pouch bottle showing my new design.

FIG. 2 is a bottom perspective view thereof.

FIG. 3 is a front elevational view thereof.

FIG. 4 is a rear elevational view thereof

FIG. 5 is a left side elevational view thereof.

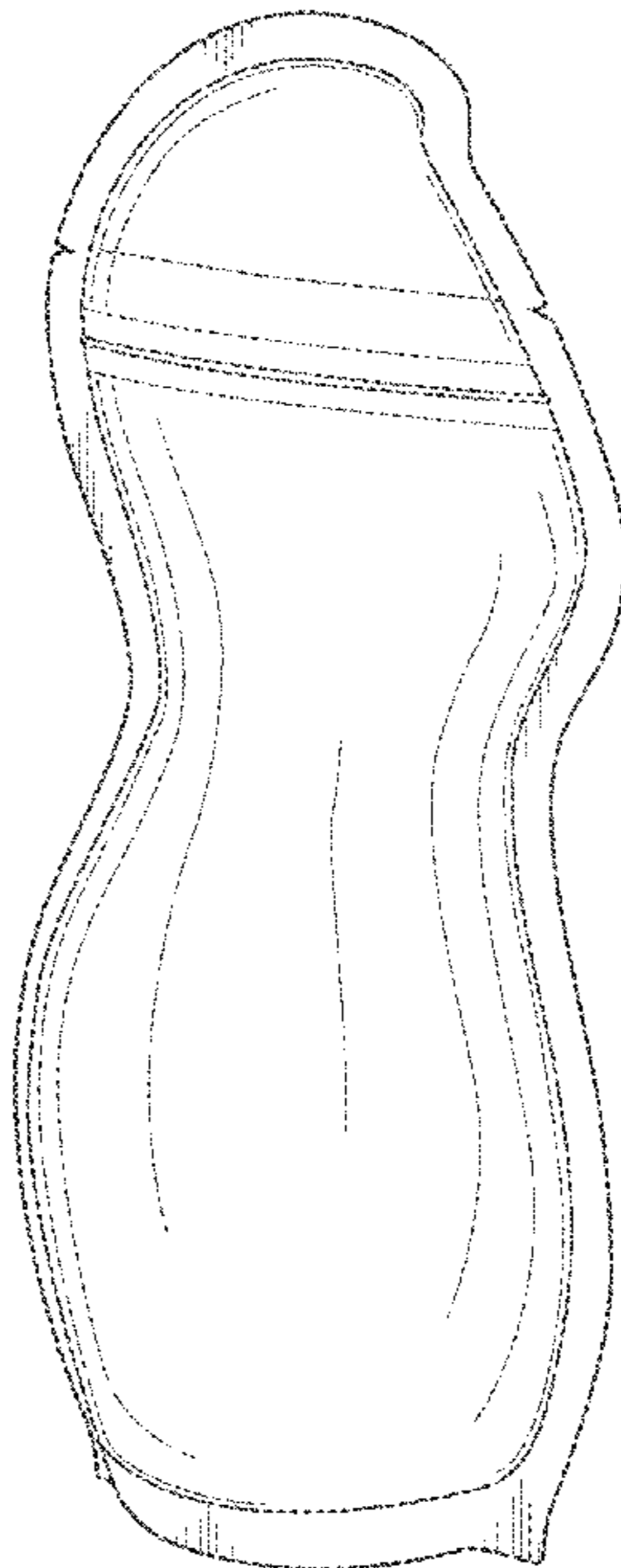
FIG. 6 is a right side elevational view thereof.

FIG. 7 is a top plan view thereof; and,

FIG. 8 is a bottom plan view thereof.

The broken lines showing the press seal and scoring line are for the purpose of illustrating environmental structure and unclaimed subject matter and form no part of the claimed design.

**1 Claim, 8 Drawing Sheets**



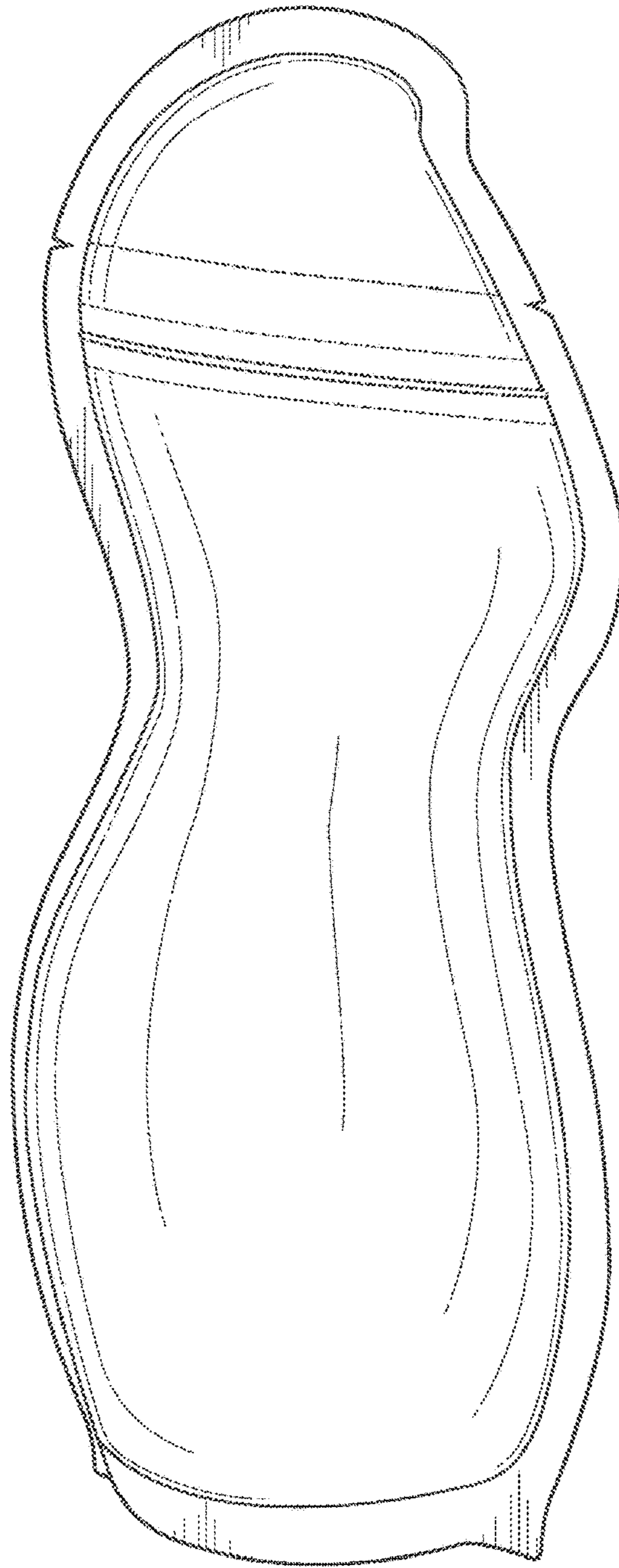


Fig. 1

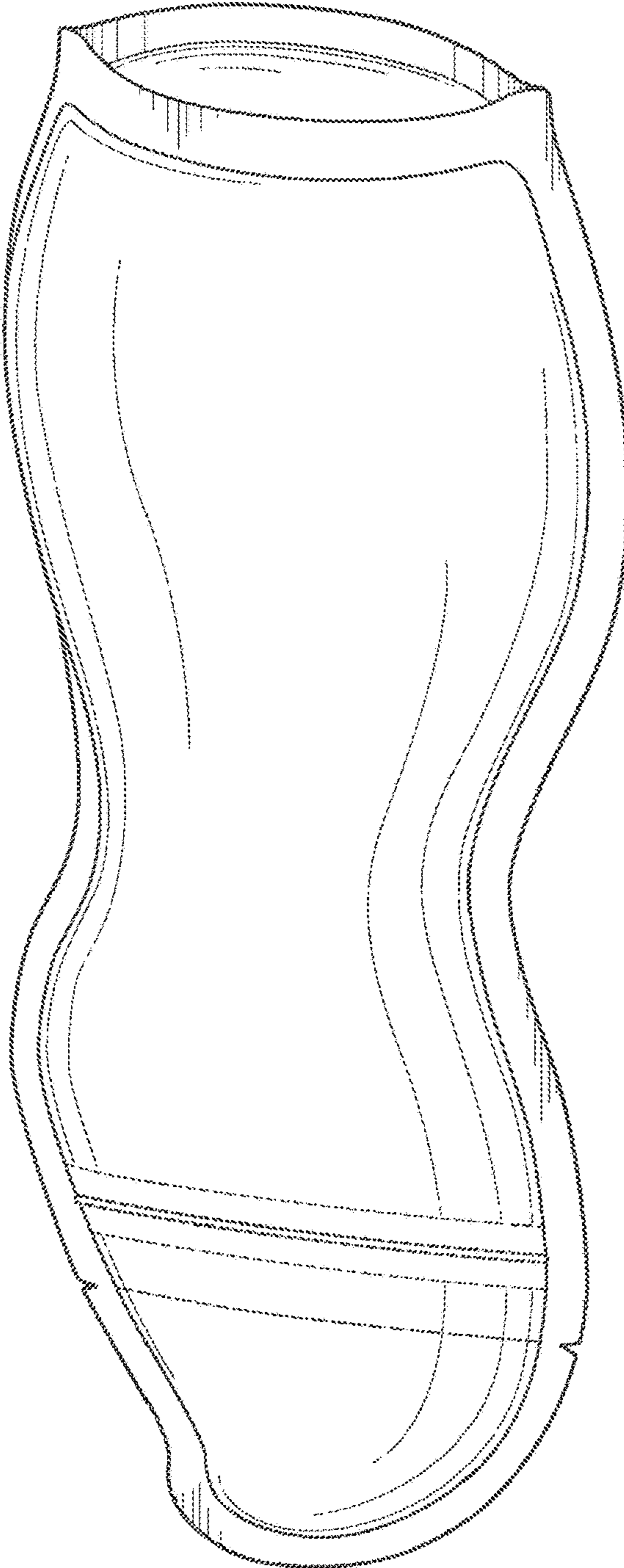


Fig. 2

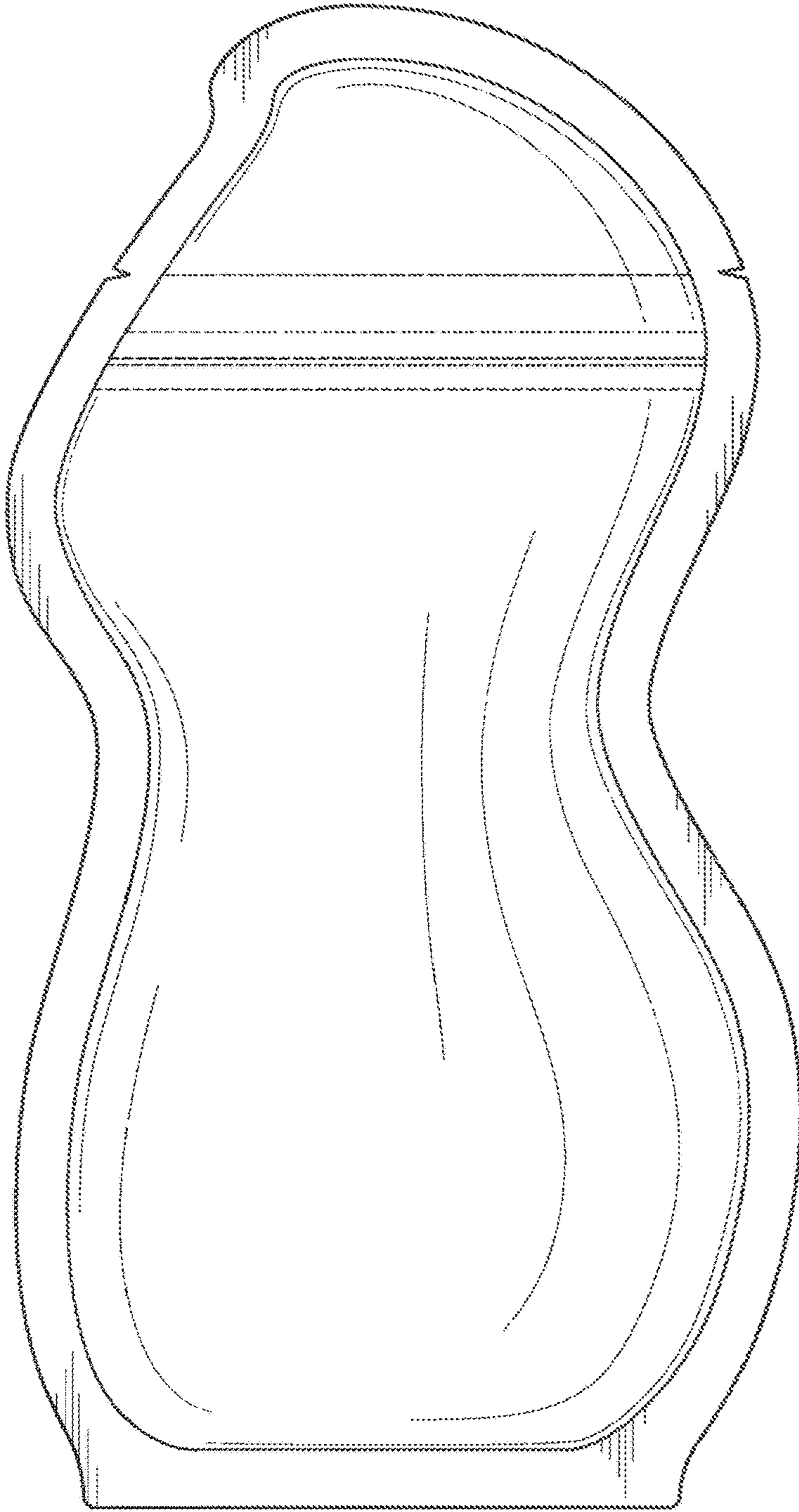


Fig. 3

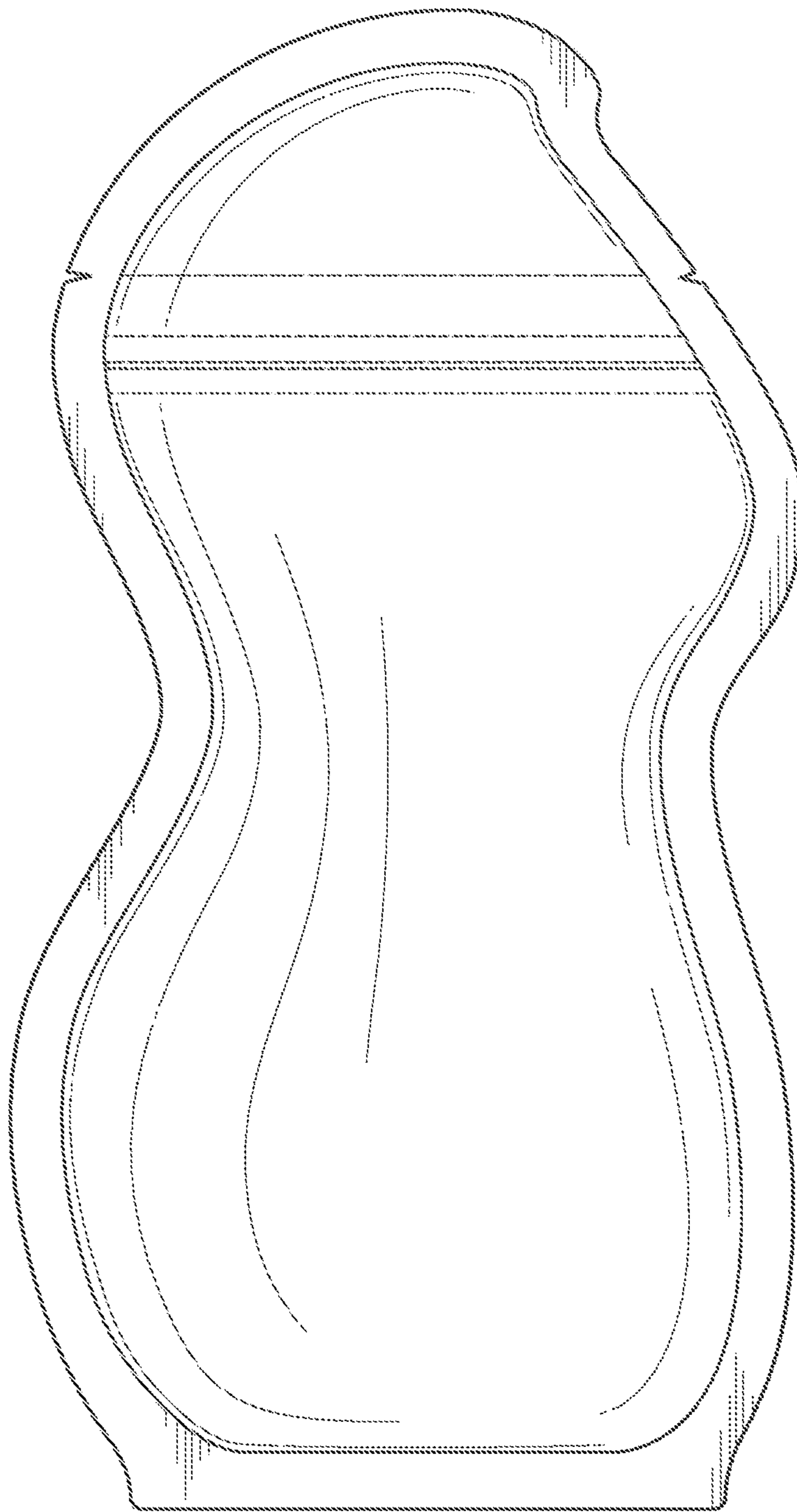


Fig. 4

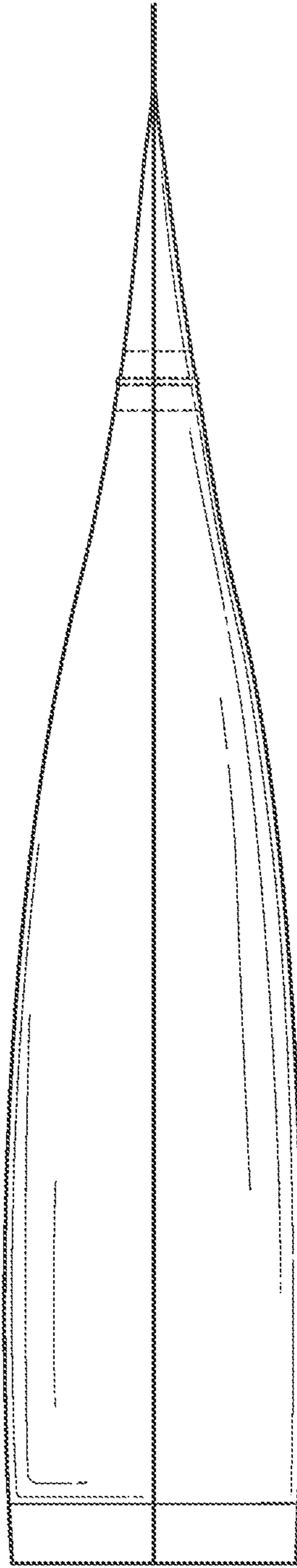


Fig. 5

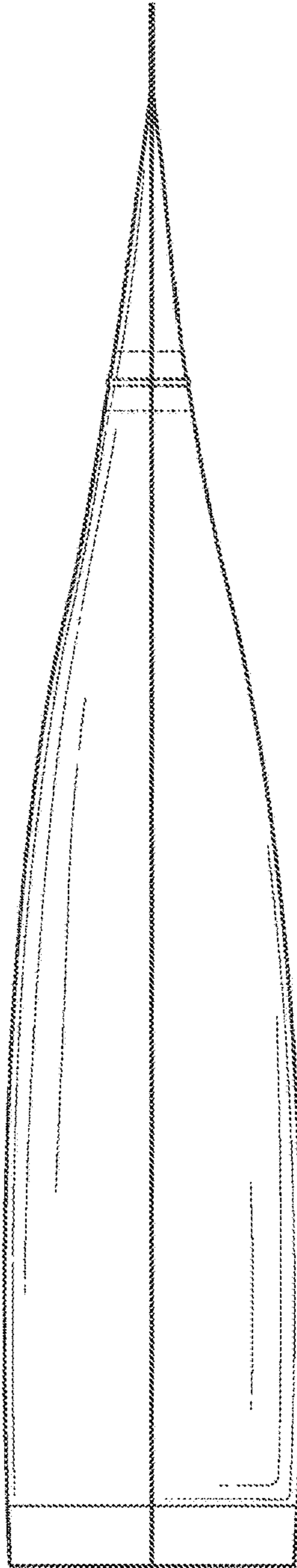


Fig. 6




Fig. 7



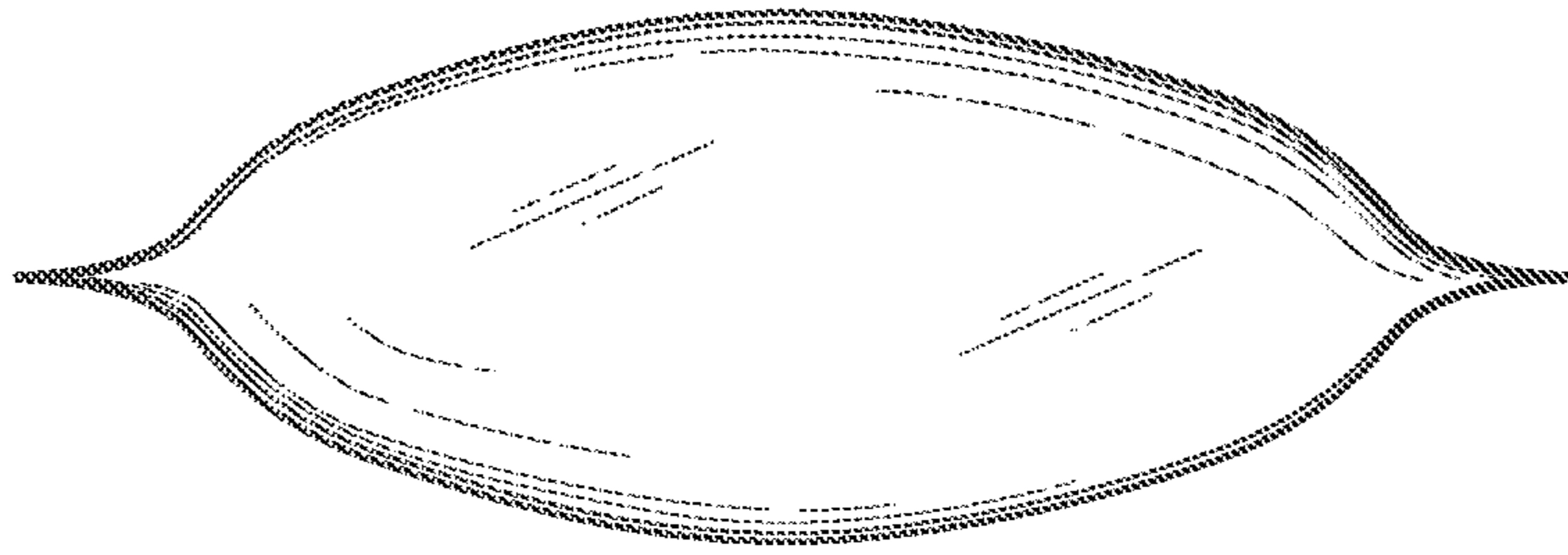


Fig. 8