



US00D819449S

(12) **United States Design Patent**  
**Chiang**

(10) **Patent No.:** **US D819,449 S**

(45) **Date of Patent:** **\*\* Jun. 5, 2018**

(54) **PACKAGE**

(71) Applicant: **OPPO Medical Inc.**, San Francisco, CA (US)

(72) Inventor: **Yueh Hua Chiang**, San Francisco, CA (US)

(73) Assignee: **OPPO MEDICAL INC.**, San Francisco, CA (US)

(\*\*) Term: **15 Years**

(21) Appl. No.: **29/577,317**

(22) Filed: **Sep. 12, 2016**

(51) **LOC (11) Cl.** ..... **09-01**

(52) **U.S. Cl.**  
USPC ..... **D9/624; D9/415**

(58) **Field of Classification Search**  
USPC .... D3/270, 271.1-271.4; D7/510, 514-520, D7/599, 604, 613, 619.2, 623, 628; D9/600, 614, 621-628, 414-434; 206/457, 459.5, 527; 215/381-384, 400; 229/116.1  
CPC .... B65D 5/4258; B65D 81/60; B65D 81/365; B65D 81/366; B65D 81/368; B65D 2203/00; B65D 2203/02; B65D 67/00; A63H 81/16  
See application file for complete search history.

(56) **References Cited**

**U.S. PATENT DOCUMENTS**

D453,682 S \* 2/2002 Kusumi ..... D9/432  
D580,774 S \* 11/2008 Chiang ..... D9/415

D603,271 S \* 11/2009 Kusumi ..... D9/432  
D621,701 S \* 8/2010 Kusumi ..... D9/623  
D626,853 S \* 11/2010 Chiang ..... D9/415  
D651,916 S \* 1/2012 Mochizuki ..... D9/624  
D652,317 S \* 1/2012 Mochizuki ..... D9/624  
D655,191 S \* 3/2012 Mochizuki ..... D9/624  
D689,769 S \* 9/2013 Oates ..... D9/434

\* cited by examiner

*Primary Examiner* — Sandra L Morris

(74) *Attorney, Agent, or Firm* — Muncy, Geissler, Olds & Lowe, P.C.

(57) **CLAIM**

The ornamental design for a package, as shown and described.

**DESCRIPTION**

The file of this patent contains at least one drawing/photograph executed in color. Copies of this patent with color drawing(s)/photograph(s) will be provided by the Office upon request and payment of the necessary fee.

FIG. 1 is a perspective view of the package showing the new design;

FIG. 2 is a front view of the new design;

FIG. 3 is a rear view of the new design;

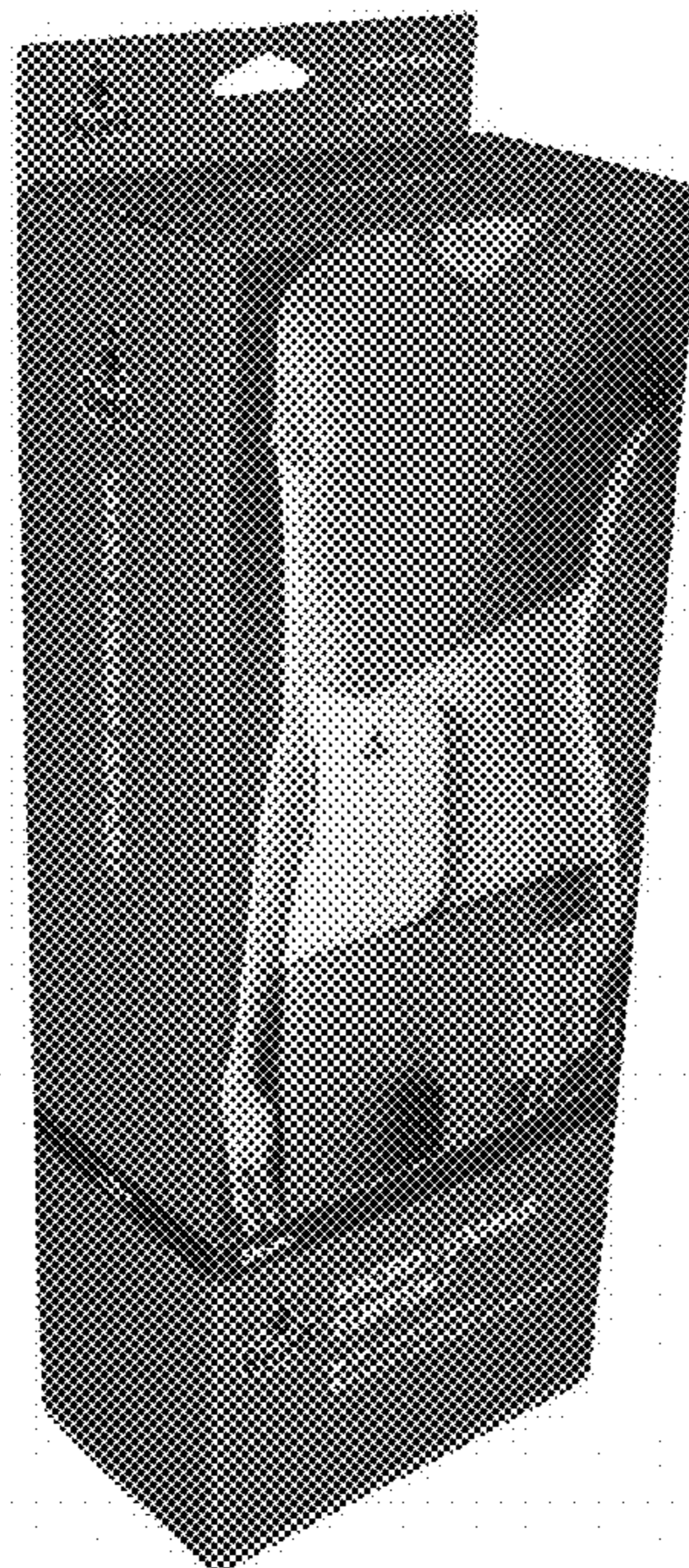
FIG. 4 is a left view of the new design;

FIG. 5 is a right view of the new design;

FIG. 6 is a top view of the new design; and,

FIG. 7 is a bottom view of the new design.

**1 Claim, 6 Drawing Sheets**  
**(6 of 6 Drawing Sheet(s) Filed in Color)**



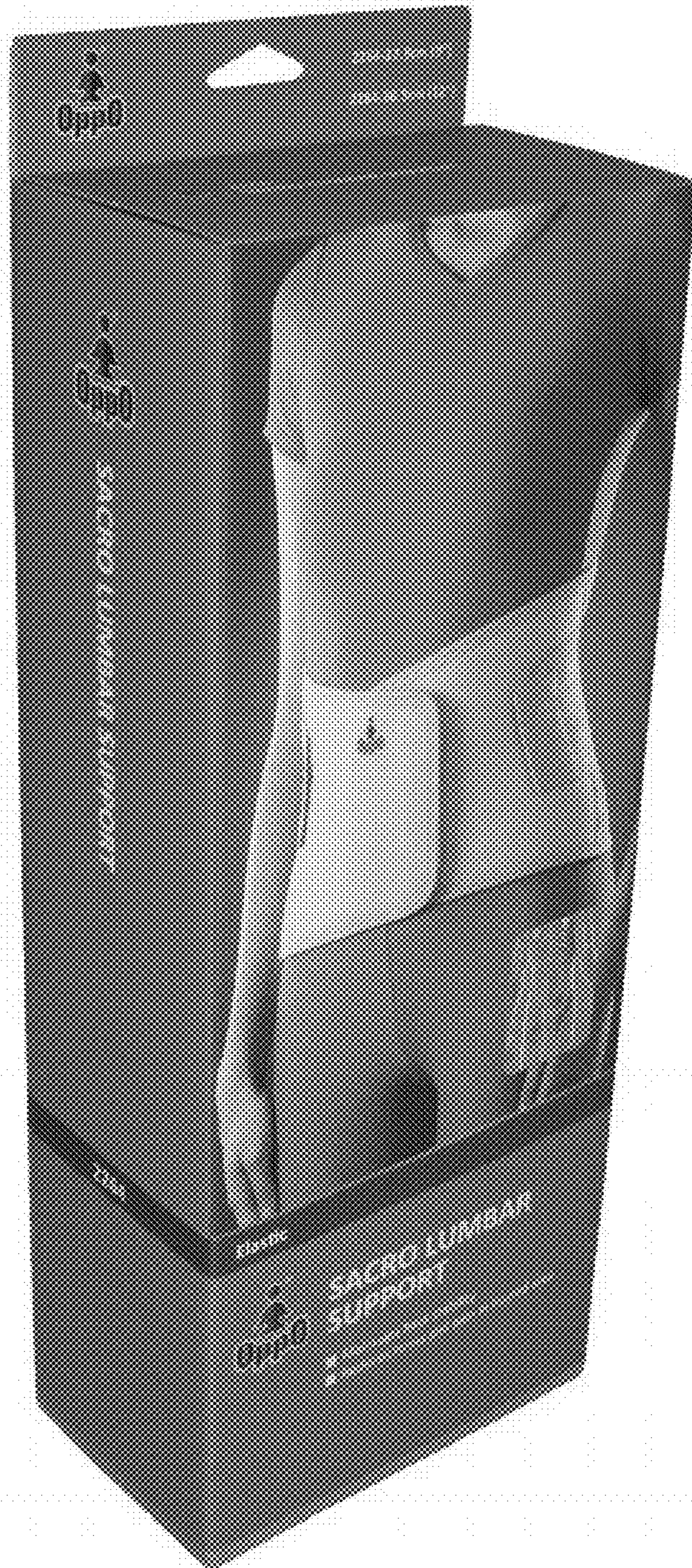


Fig.1

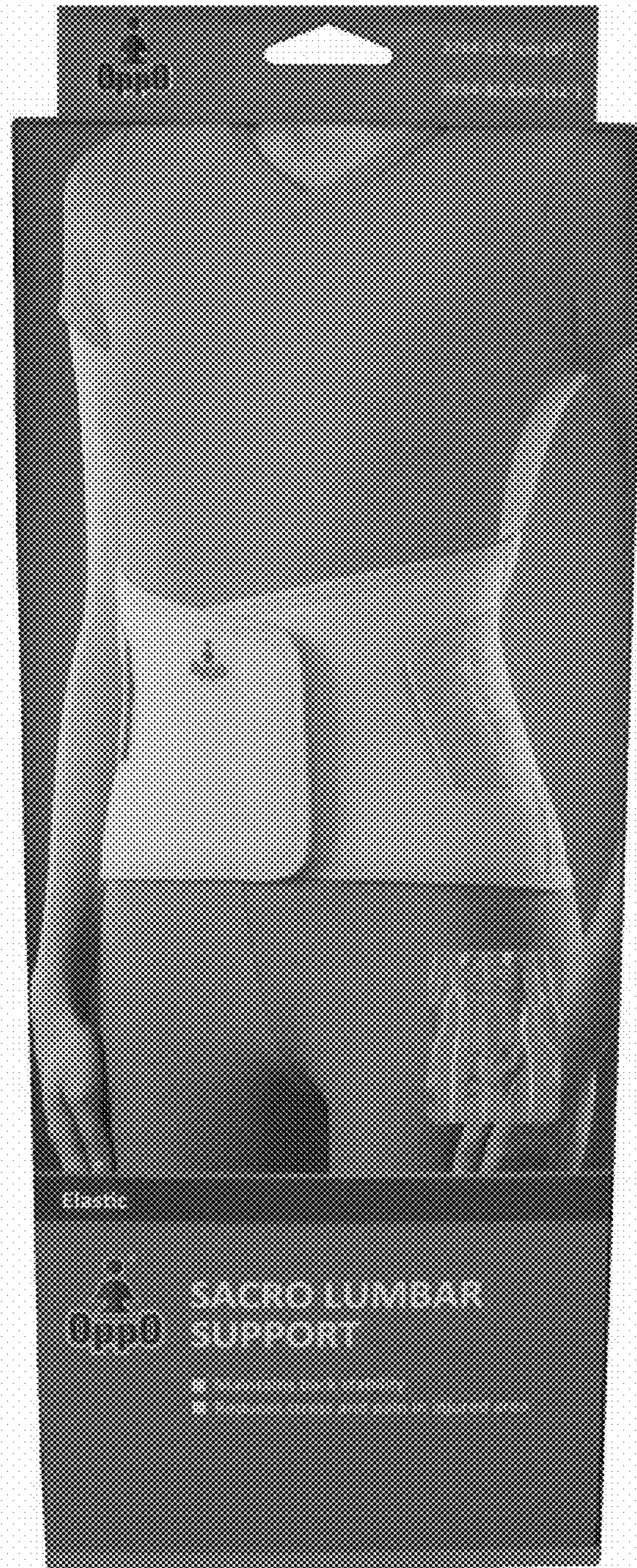


Fig.2

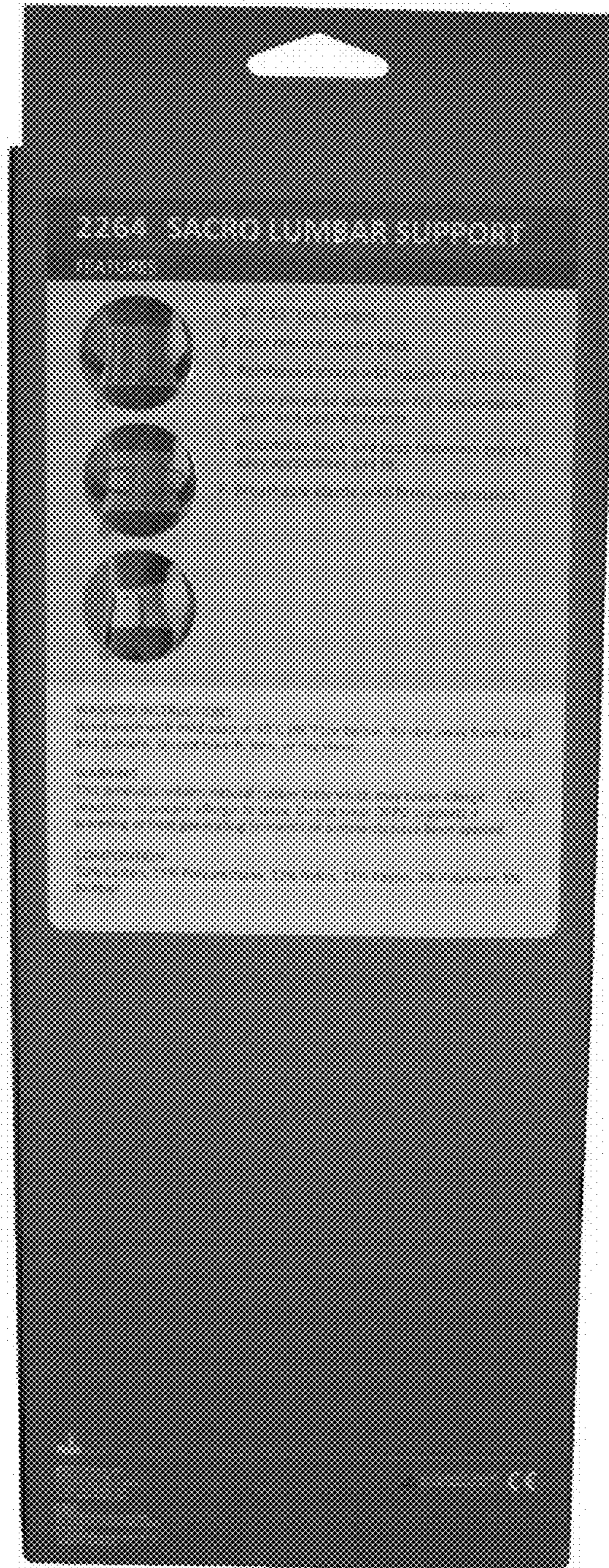


Fig.3

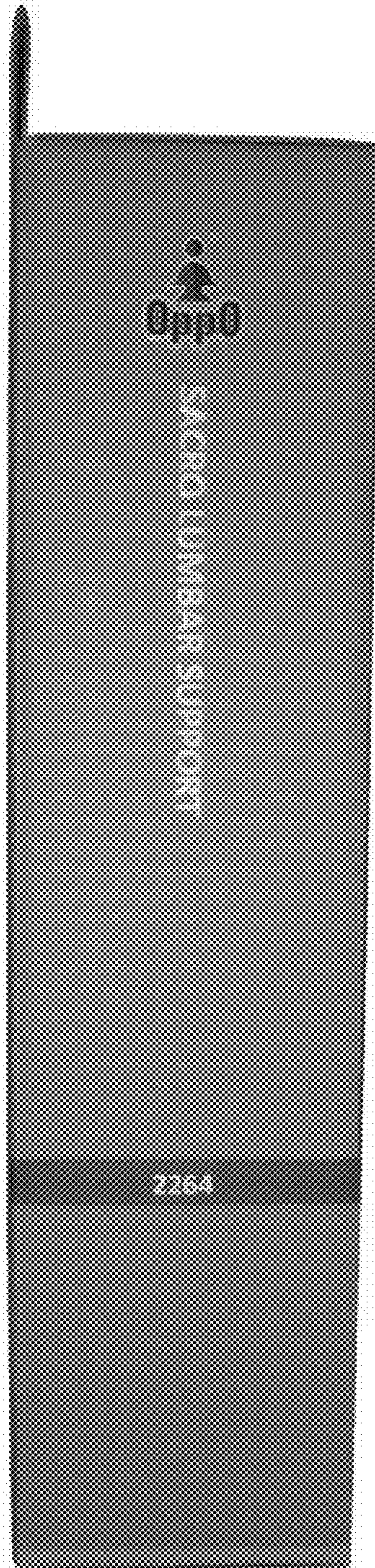


Fig.4




Fig.5



Fig.6




Fig.7