



US00D819442S

(12) **United States Design Patent**  
**Johnson**

(10) **Patent No.:** **US D819,442 S**

(45) **Date of Patent:** **\*\* Jun. 5, 2018**

(54) **INTERLOCKABLE BOTTLE CAP**

(71) Applicant: **William Nevil Heaton Johnson, St. Martin (GB)**

(72) Inventor: **William Nevil Heaton Johnson, St. Martin (GB)**

(\*\*) Term: **15 Years**

(21) Appl. No.: **29/575,878**

(22) Filed: **Aug. 30, 2016**

**Related U.S. Application Data**

(62) Division of application No. 29/535,043, filed on Aug. 3, 2015, now Pat. No. Des. 784,132.

(51) **LOC (11) Cl.** ..... **09-07**

(52) **U.S. Cl.**  
USPC ..... **D9/435**

(58) **Field of Classification Search**  
USPC .....

D3/202, 203.1, 203.2, 318, 273, 275, D3/294; D7/300, 300.1, 216, 317, 387, D7/391, 392.1, 393, 396.2, 509, 510, 511, D7/523, 525-531, 538, 541, 549, 629, D7/703, 900; D9/434, 435, 436, 438, D9/439, 440, 443, 446, 447, 448, 449, D9/450, 452, 453, 454, 502, 503, 504, D9/516, 517, 529; D8/349, 350, 352, D8/382, 387; D10/123, 126; D19/70, D19/71, 115, 162, 163, 165, 192, 194; D24/129; D28/7, 76, 78, 82, 85, 91; D26/36, 123, 124; D34/1, 7, 10, 11, 39; 206/216, 219, 541, 222, 221, 220; 215/306, 305, 228, 200; 220/212.5, 200; 222/81, 83, 556, 533, 530, 519, 205, 192, 222/158, 153.01; D13/155; D23/259-269  
CPC ..... B65D 50/041; B65D 23/00; B65D 1/00; B65D 1/02; B65D 1/0223; B65D 2501/00; B65D 2501/0009; B65D 83/06; A47G 18/22; A47G 18/23; F16L 23/00; F16L 27/00

See application file for complete search history.

(56) **References Cited**

**U.S. PATENT DOCUMENTS**

D35,064 S *	9/1901	Pulcifer .....	277/644
D217,231 S *	4/1970	Pashman .....	D9/532
D217,540 S *	5/1970	Weise .....	D8/397
3,713,247 A	1/1973	Parrilla	
D291,868 S	9/1987	Hindle	
D327,958 S *	7/1992	Grandesso .....	D28/91
D351,793 S *	10/1994	Stoller .....	D9/443
D399,743 S	10/1998	Coon et al.	
D458,138 S	6/2002	Fuchs	

(Continued)

*Primary Examiner* — Thomas Johannes

*Assistant Examiner* — Catherine S Posthauer

(74) *Attorney, Agent, or Firm* — The Webb Law Firm

(57) **CLAIM**

The ornamental design for an interlockable bottle cap, as shown and described.

**DESCRIPTION**

FIG. 1 is a top view of an interlockable bottle cap, showing my design;

FIG. 2 is a front view thereof, the rear view being a mirror image thereof;

FIG. 3 is a right side view thereof, the left side being a mirror image thereof;

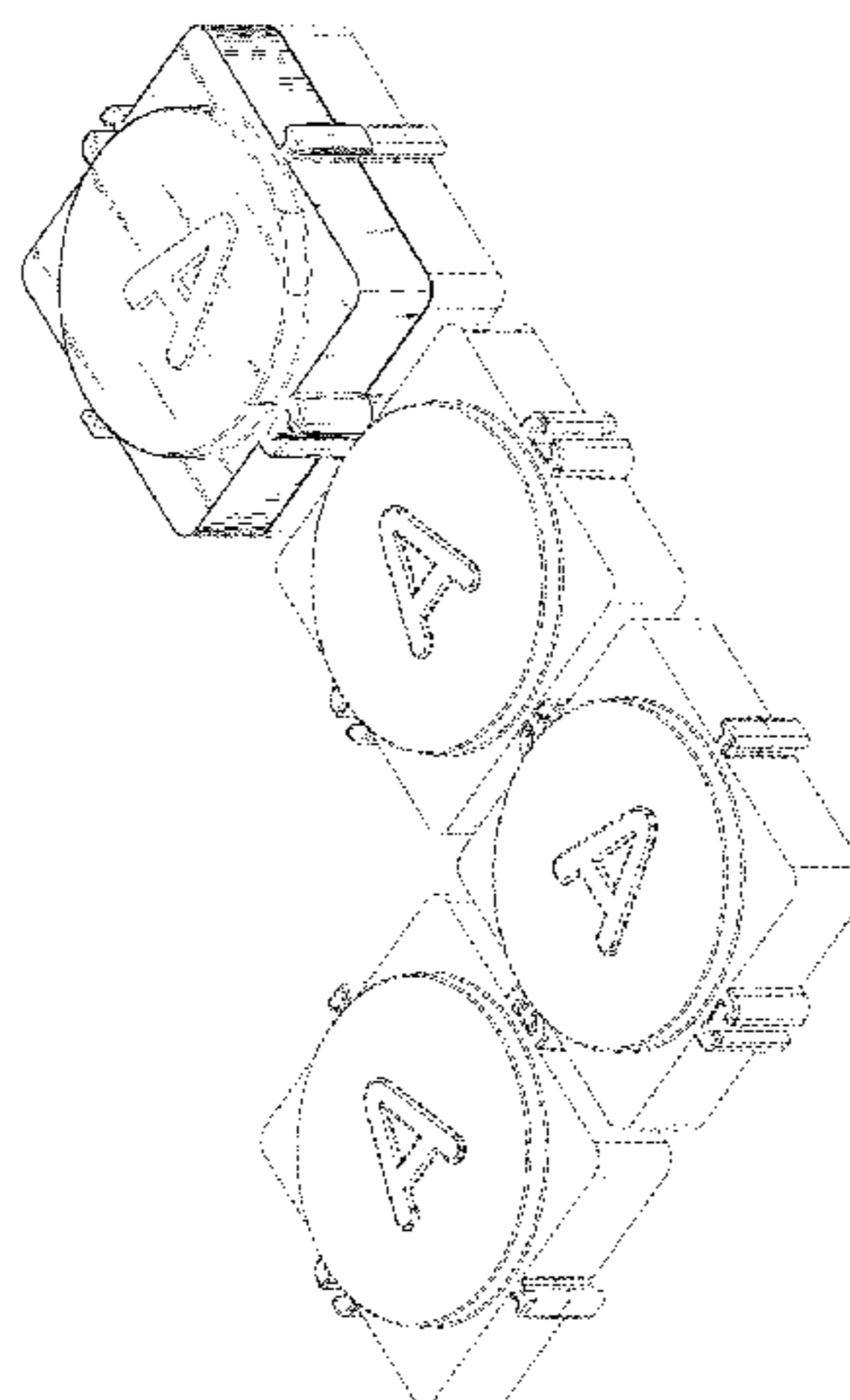
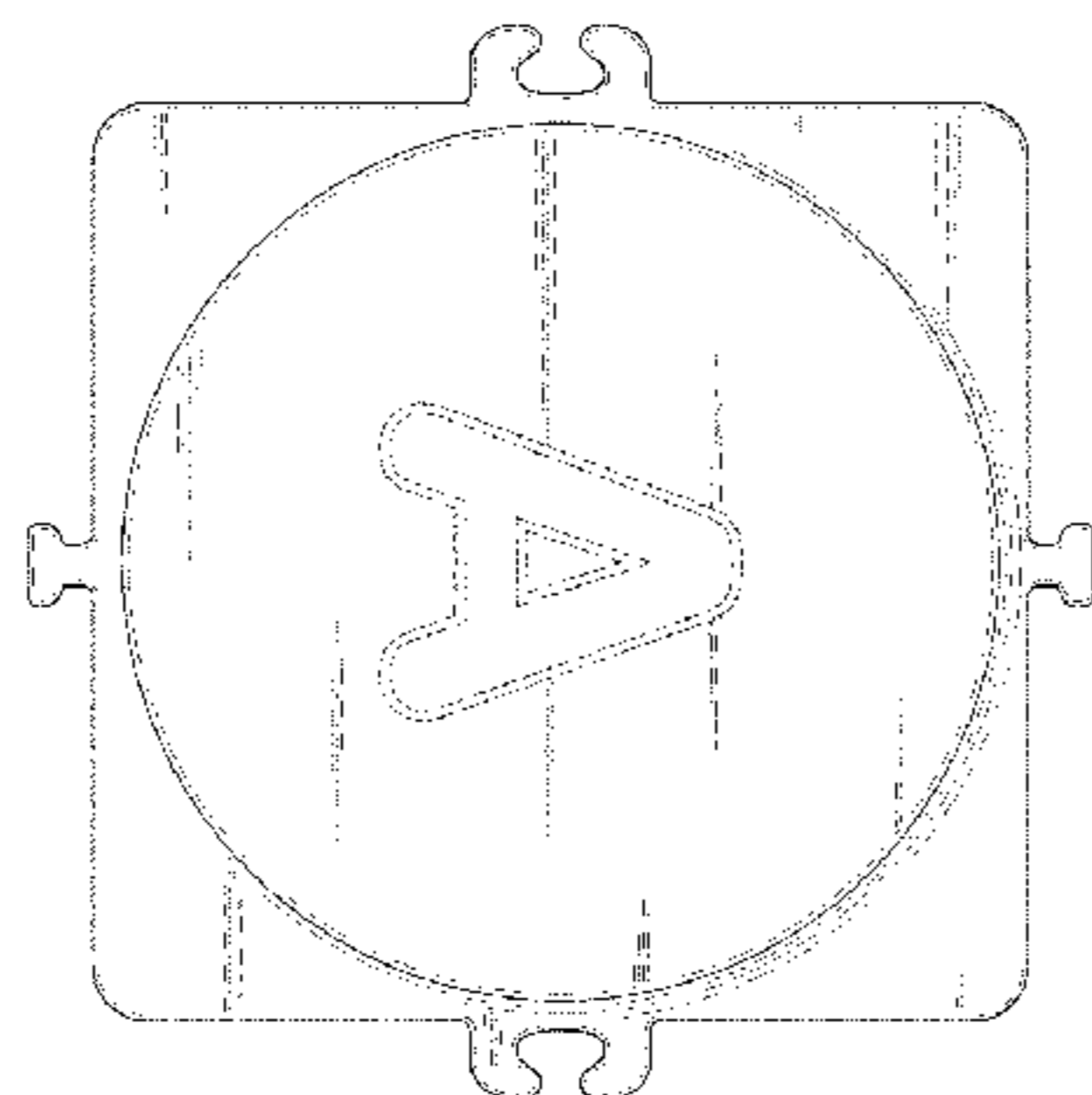
FIG. 4 is a bottom view thereof;

FIG. 5 is a top perspective view thereof, shown in a condition of use with other interlockable bottle caps forming no part of the claim; and,

FIG. 6 is a top view thereof.

The broken lines are shown for the purpose of illustrating parts of the interlockable bottle cap that form no part of the claim.

**1 Claim, 6 Drawing Sheets**



(56)

References Cited

U.S. PATENT DOCUMENTS

D465,731	S	11/2002	Brant et al.	
D470,051	S *	2/2003	Bloom .....	D9/435
D472,145	S	3/2003	Nottingham et al.	
D476,563	S *	7/2003	Brozell .....	D9/435
D477,224	S *	7/2003	Hussain .....	D9/443
D481,314	S	10/2003	Noonan	
D526,840	S	8/2006	Carlson	
D527,261	S	8/2006	Hornke	
D527,262	S	8/2006	Cooney	
D562,462	S *	2/2008	Muir .....	D24/224
D600,120	S	9/2009	Kawamura	
D606,633	S	12/2009	Price	
D607,326	S	1/2010	Branson et al.	
D621,705	S	8/2010	Breckan	
D621,706	S	8/2010	Breckan	
D621,707	S	8/2010	Breckan	
D632,944	S	2/2011	Kang	
D642,919	S	8/2011	Taylor	
D642,920	S	8/2011	Taylor	
D643,288	S	8/2011	Taylor	
D668,544	S	10/2012	Stephan et al.	
D677,161	S	3/2013	Titherington	
8,695,820	B2	4/2014	Rabie	
D715,902	S *	10/2014	Malaker .....	D23/262
D717,207	S *	11/2014	Fondas .....	D11/222
D718,903	S	12/2014	Parker	
D758,852	S	6/2016	Schuette	
D784,132	S *	4/2017	Johnson .....	D9/434
2003/0132244	A1	7/2003	Birkmayer et al.	
2004/0200797	A1 *	10/2004	Hicks .....	B65D 41/0421 215/305
2006/0261063	A1 *	11/2006	Dyehouse .....	B65D 21/0204 220/23.4
2015/0336716	A1	11/2015	Gehringer et al.	

\* cited by examiner

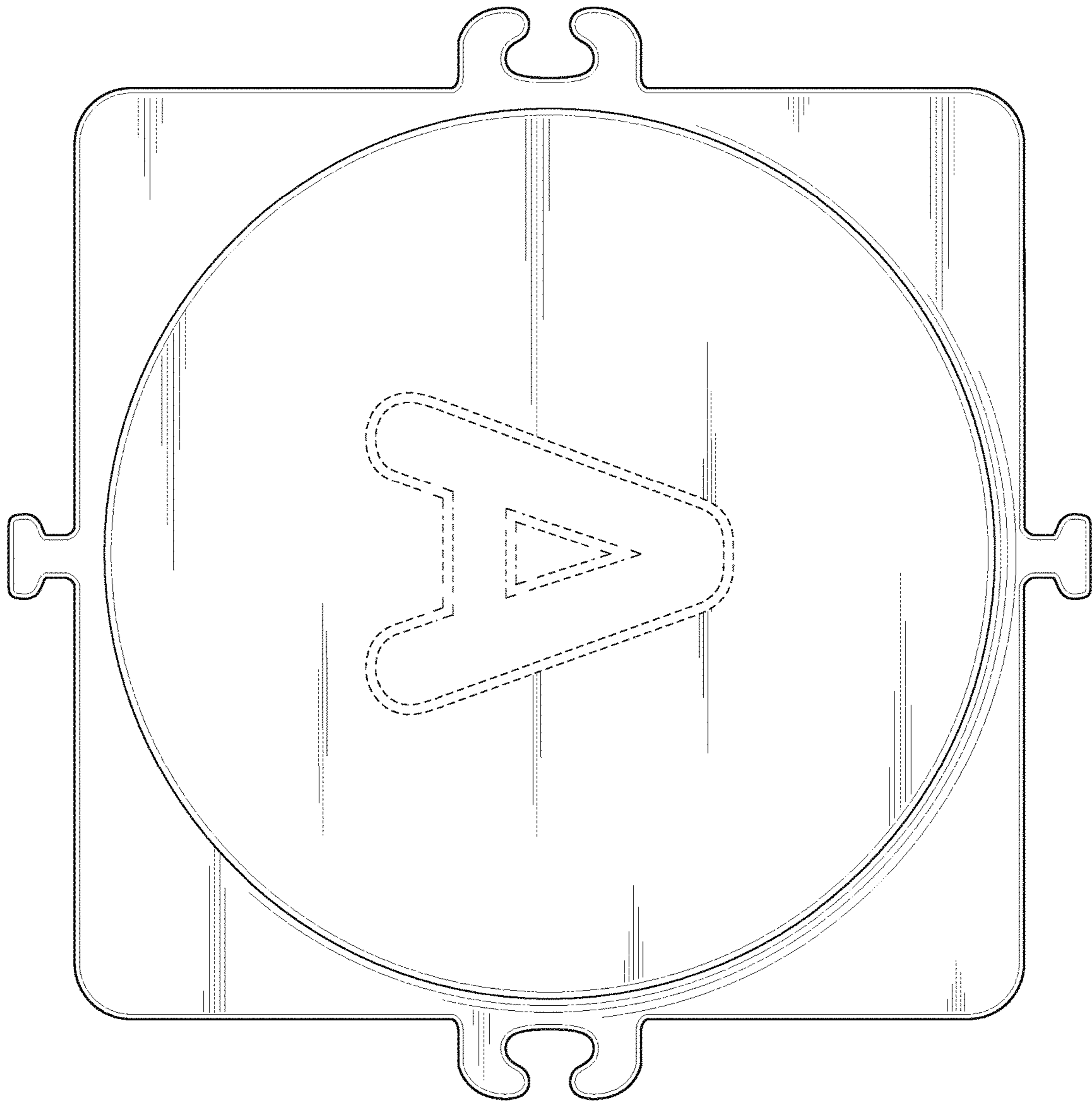
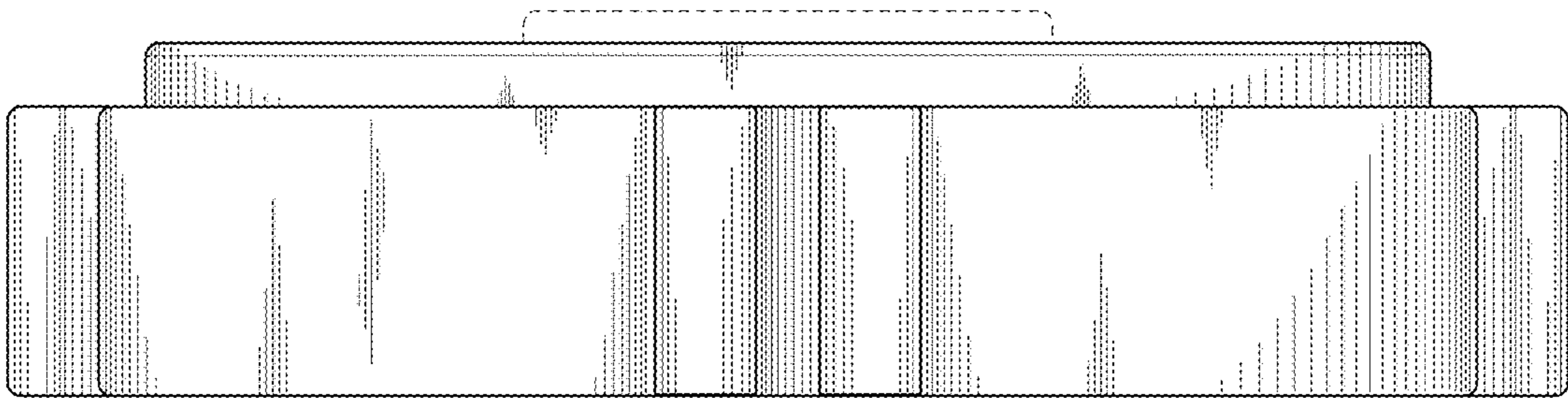
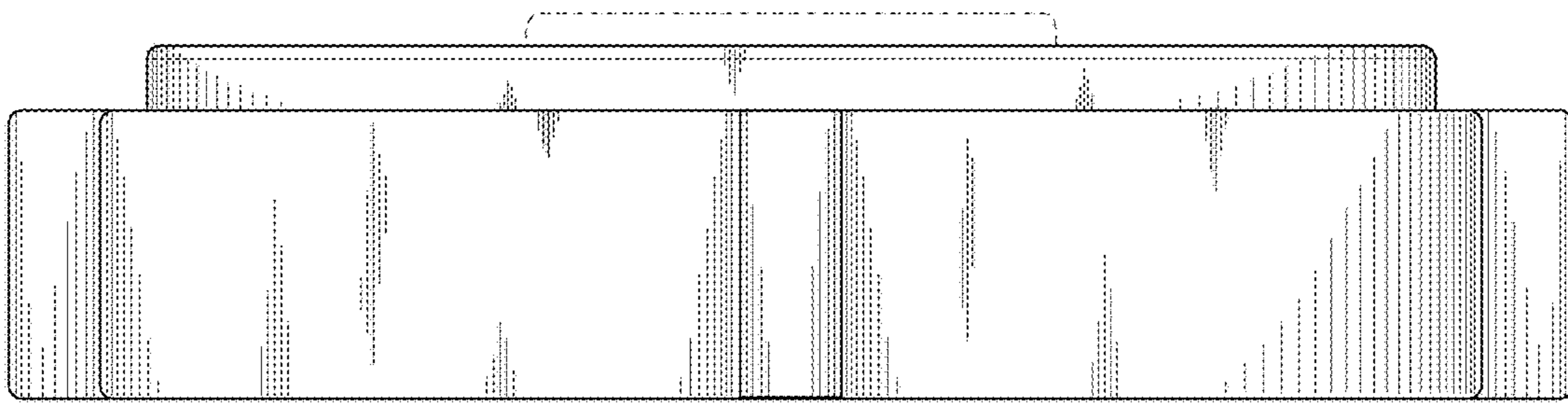


FIG. 1



**FIG. 2**



**FIG. 3**



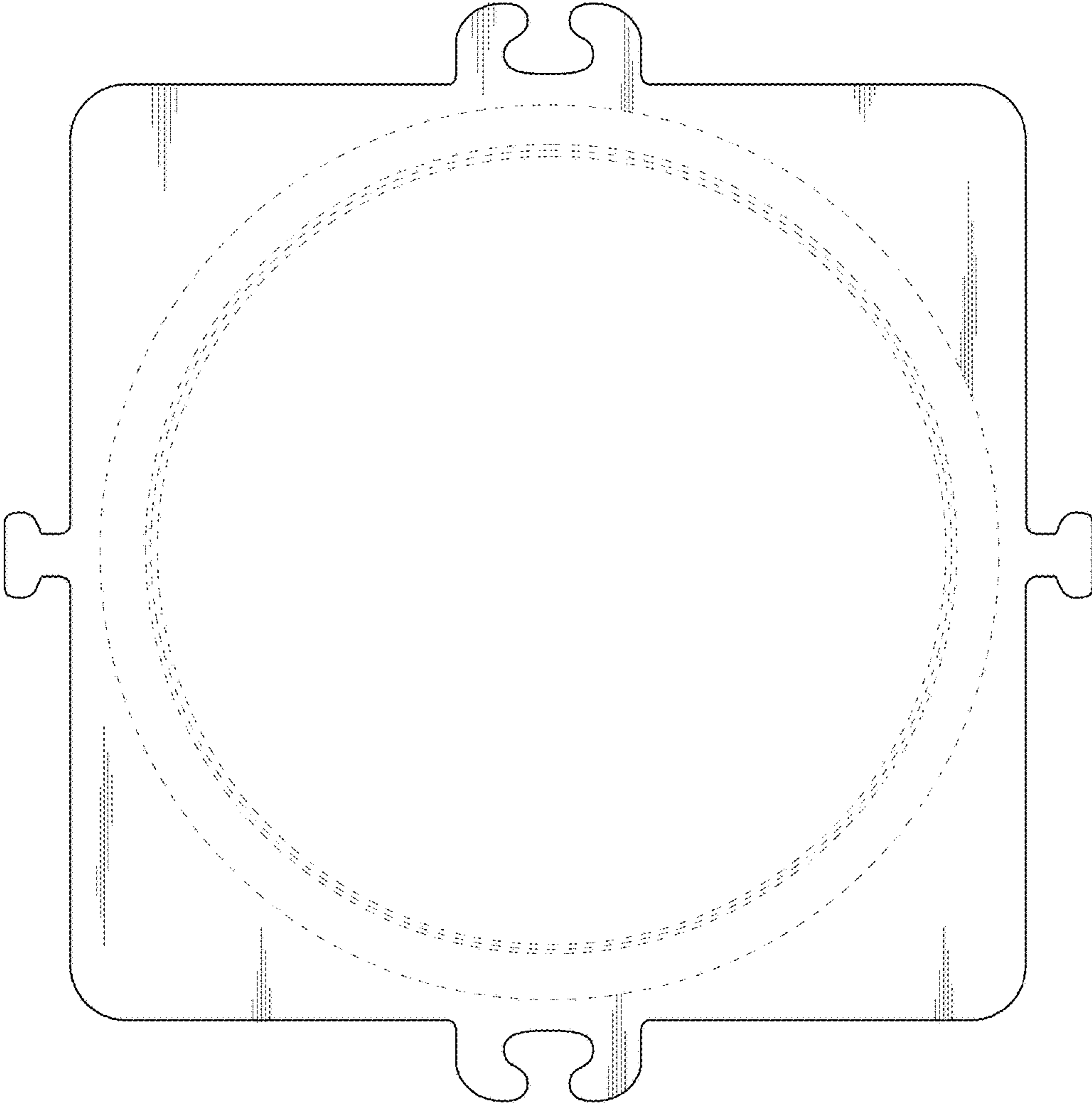


FIG. 4

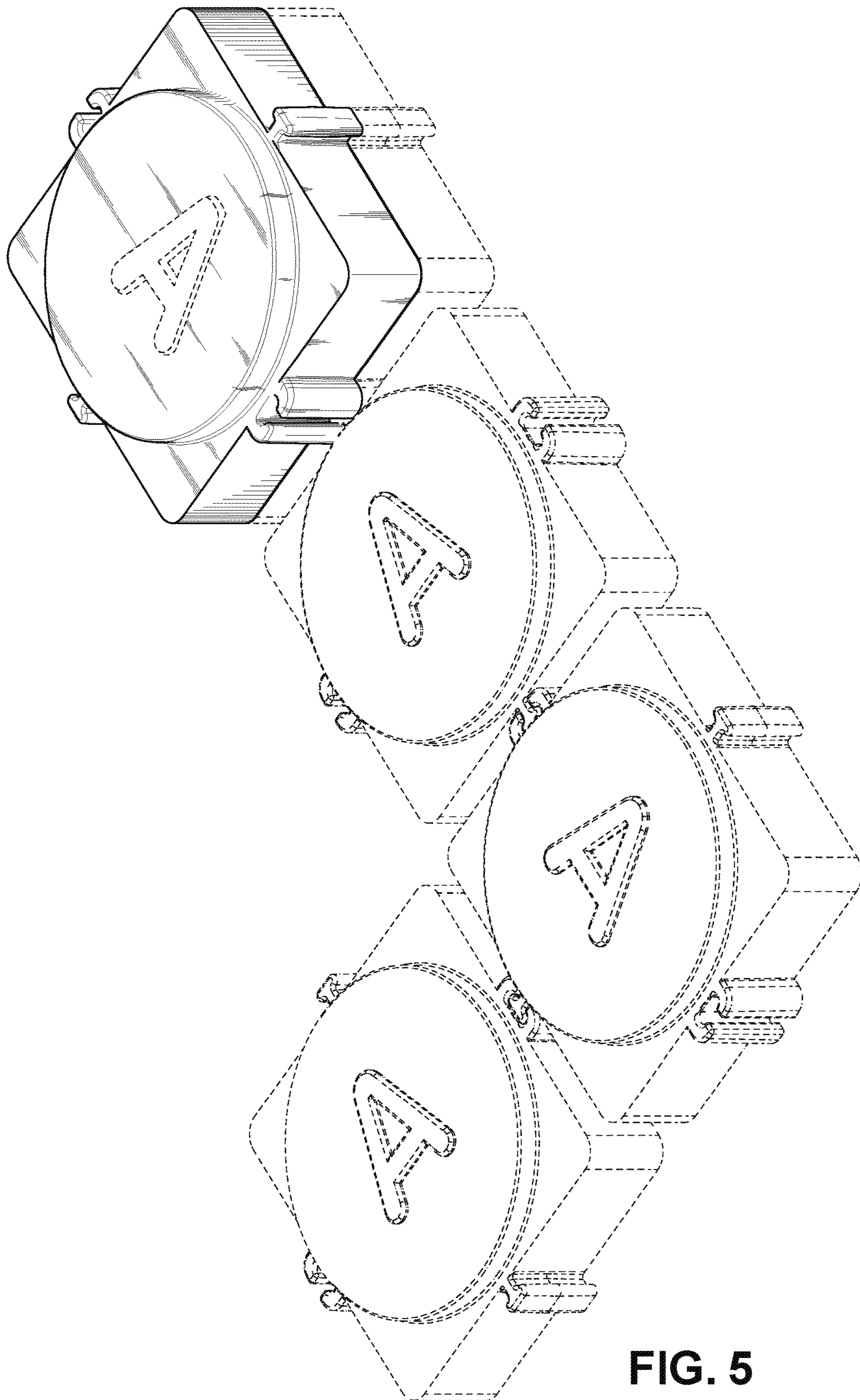


FIG. 5

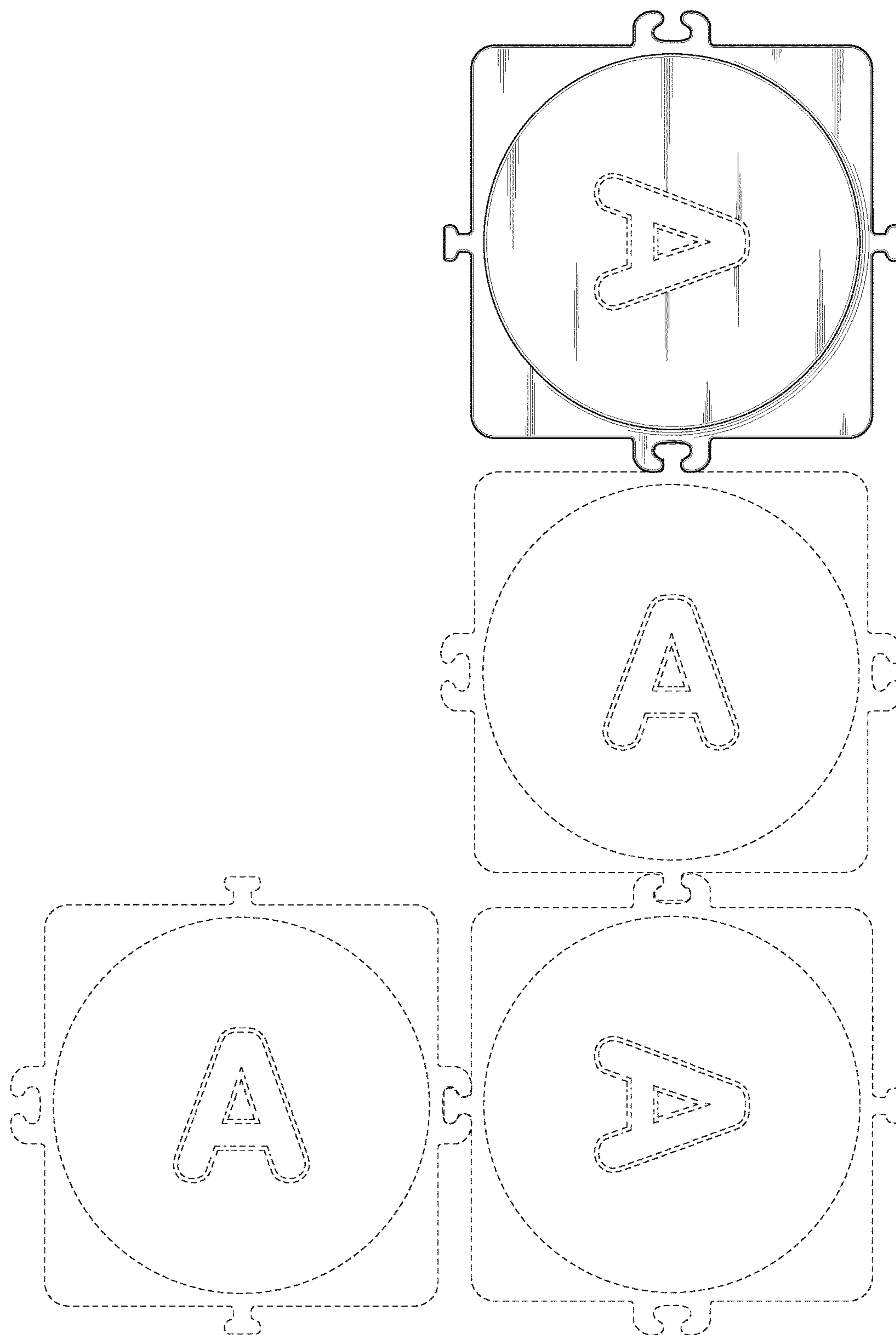


FIG. 6