



US00D819440S

(12) **United States Design Patent** (10) **Patent No.:** **US D819,440 S**
Cunningham et al. (45) **Date of Patent:** **** Jun. 5, 2018**

(54) **PRODUCT CONTAINER**

(71) Applicant: **WM. WRIGLEY JR. COMPANY,**
Chicago, IL (US)

(72) Inventors: **Christopher H. Cunningham,** Grays
Lake, IL (US); **Todd Herlitz,** Glenview,
IL (US); **Hudson Rio,** Normal, IL (US);
Daniel Daugherty, Nashville, TN (US);
Godefridus Honings, Unterhaching
(DE)

(73) Assignee: **WM. WRIGLEY JR. COMPANY,**
Chicago, IL (US)

(**) Term: **15 Years**

(21) Appl. No.: **29/609,107**

(22) Filed: **Jun. 28, 2017**

(51) **LOC (11) Cl.** **09-03**

(52) **U.S. Cl.**
USPC **D9/420**

(58) **Field of Classification Search**
USPC D9/414-416, 418, 420, 423, 424-426,
D9/428, 429, 432, 433, 435, 455, 457,
D9/499, 711, 721, 734; D3/201, 203.1,
D3/205, 221, 225, 257, 294; D24/224;
D7/538; D6/515, 629; D27/185-192;
24/236-242, 245
CPC B65D 85/1045; B65D 5/5425; B65D
2207/00; B65D 5/00; B65D 5/18; B65D
5/20; B65D 5/32; B65D 5/541; B65D
5/542

See application file for complete search history.

(56) **References Cited**

U.S. PATENT DOCUMENTS

D250,240 S * 11/1978 Braginetz D6/515
D298,412 S * 11/1988 Ciuba D9/430

D310,483 S * 9/1990 De Giovellina D9/529
D324,817 S * 3/1992 Bareiss D9/529
D341,315 S * 11/1993 Seymour D9/529
D352,425 S * 11/1994 Daenen D7/602
D395,004 S * 6/1998 Shamoon D9/430
D436,859 S * 1/2001 Botsford D9/416
D525,146 S * 7/2006 Young D9/734
D544,309 S * 6/2007 Gutekunst D7/591
D574,247 S * 8/2008 Maddy D9/414
D636,257 S * 4/2011 Bougoulas D9/420
D676,315 S * 2/2013 Widdison D9/420
D678,057 S * 3/2013 Holford D9/423
D756,036 S * 5/2016 Heilman D28/76
D761,551 S * 7/2016 Stueckemann D3/203.1
D762,466 S * 8/2016 Angeloni D9/420
D778,732 S * 2/2017 Pelfrey D6/515
2003/0106928 A1 * 6/2003 Li Vigni B65D 85/1045
229/146

(Continued)

Primary Examiner — Barbara Fox
Assistant Examiner — Mehri F Bajoul

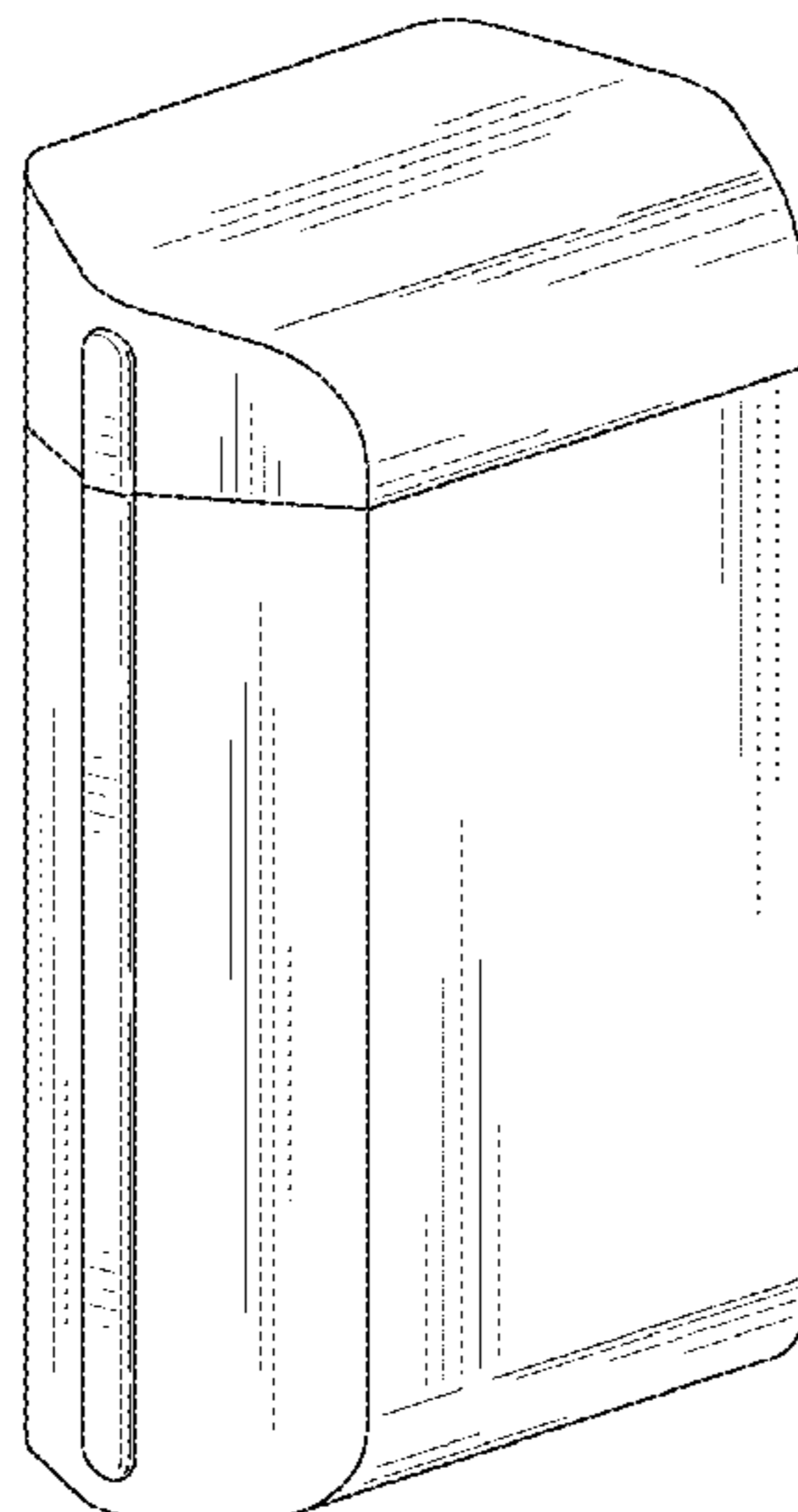
(57) **CLAIM**

We claim the ornamental design for a product container, as shown and described.

DESCRIPTION

FIG. 1 is a perspective view of a product container of the present invention.
FIG. 2 is a front side view of the product container of the present invention.
FIG. 3 is a rear side view of the product container of the present invention.
FIG. 4 is a right side view of the product container of the present invention.
FIG. 5 is a left side view of the product container of the present invention.
FIG. 6 is a top plan view of the product container of the present invention; and,
FIG. 7 is a bottom side view of the product container of the present invention.

1 Claim, 4 Drawing Sheets



(56)

References Cited

U.S. PATENT DOCUMENTS

2009/0078599 A1* 3/2009 Tanbo B65D 5/4266
206/259
2013/0105486 A1* 5/2013 Mashburn B65F 1/06
220/495.06

* cited by examiner

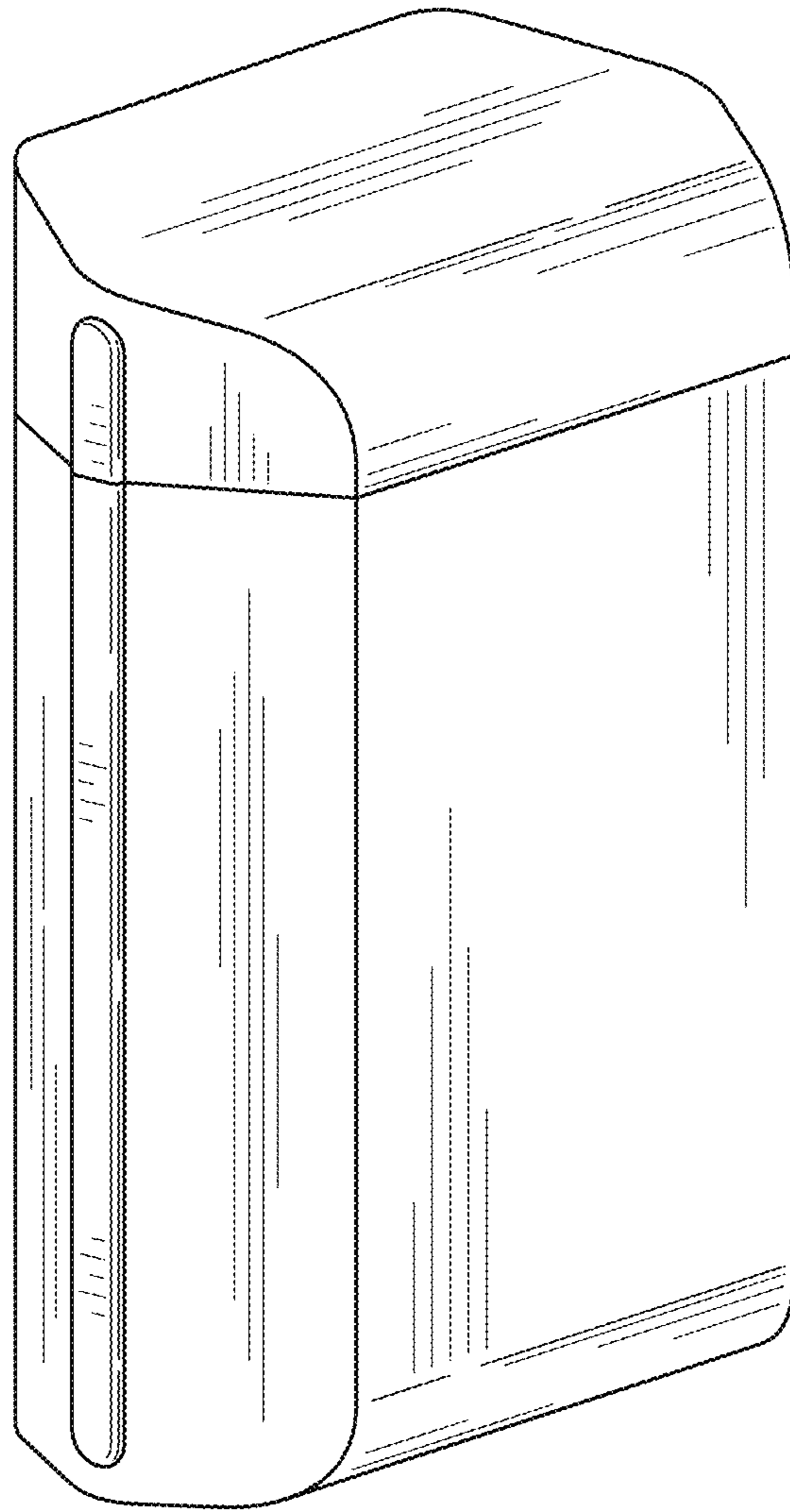


FIG. 1

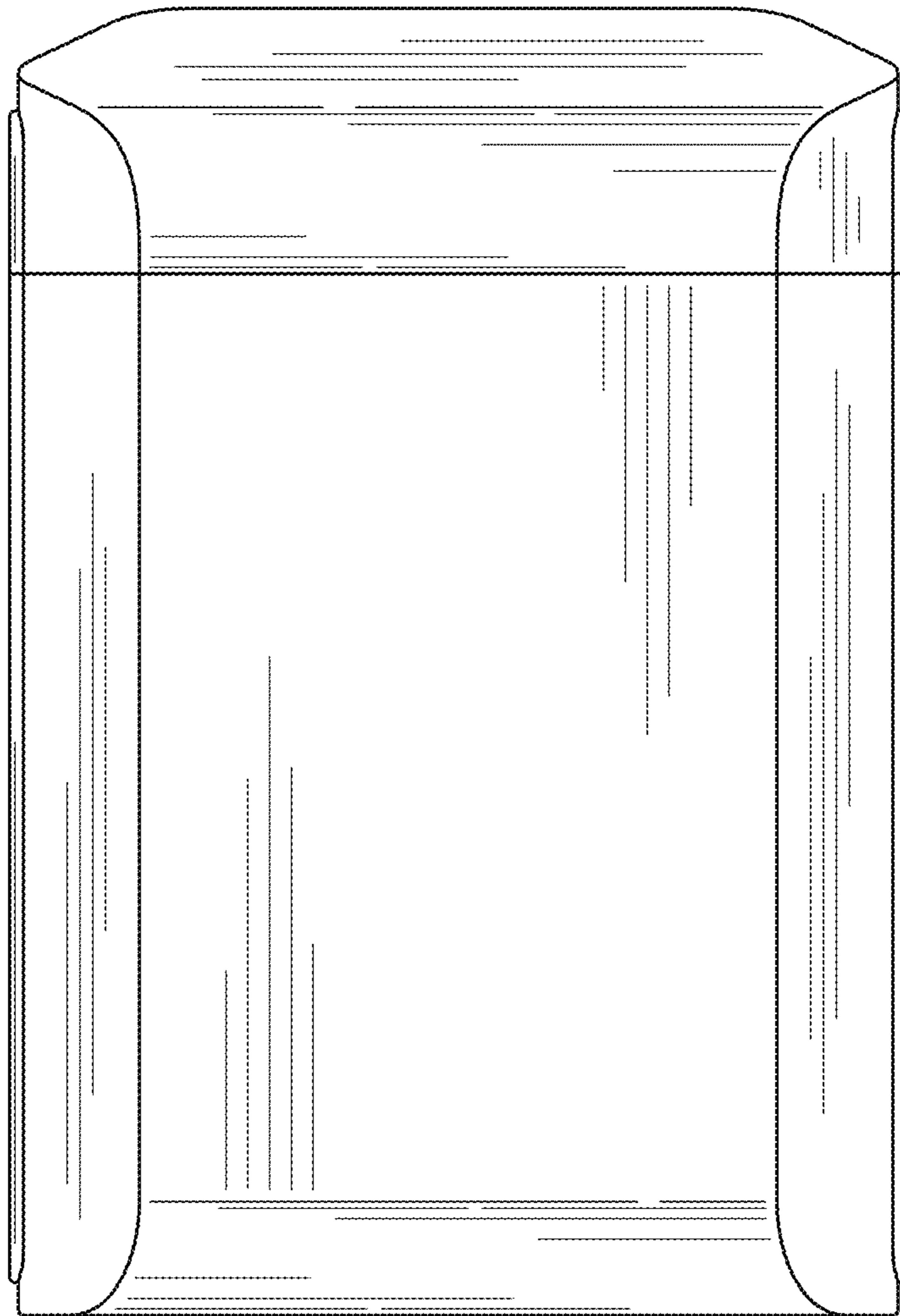


FIG. 2

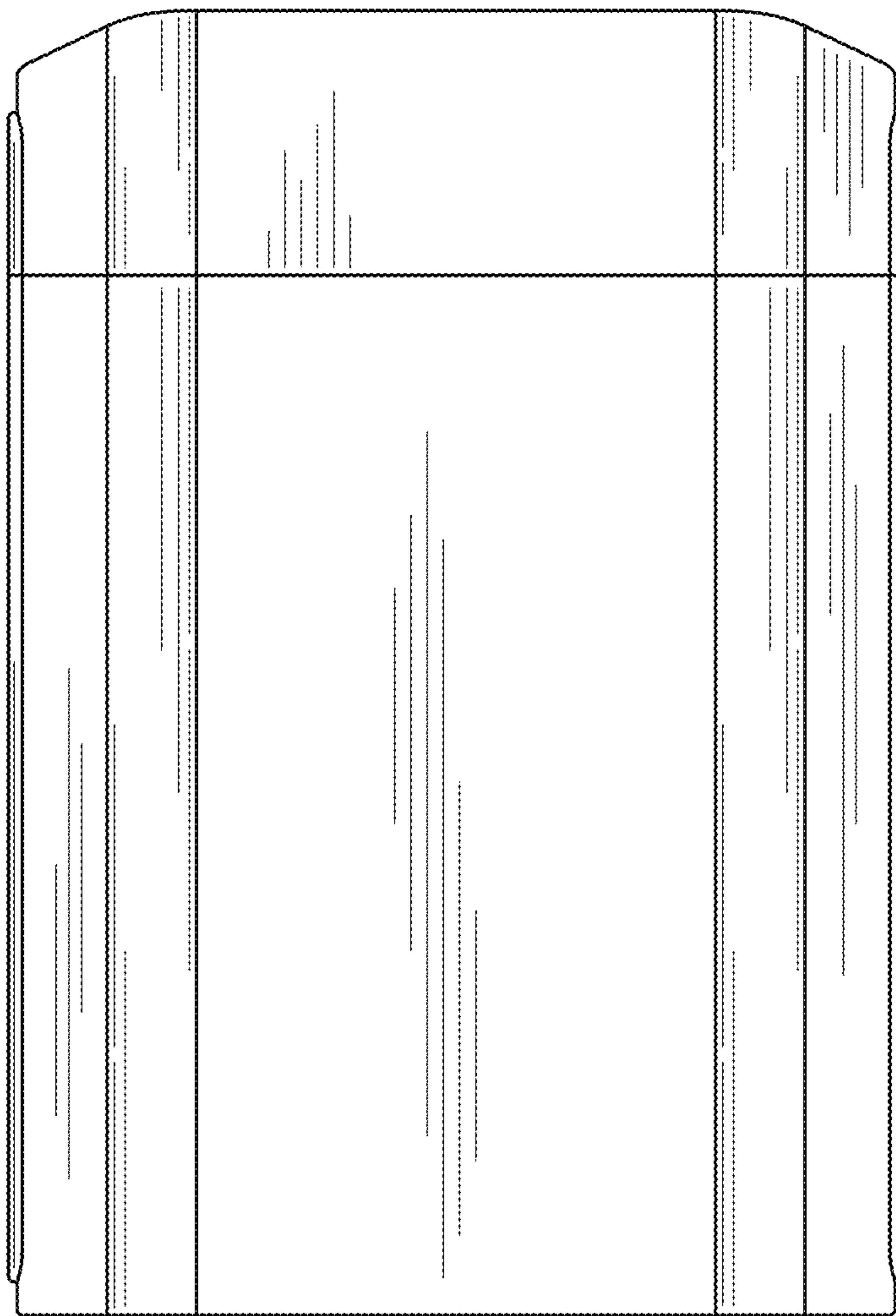


FIG. 3

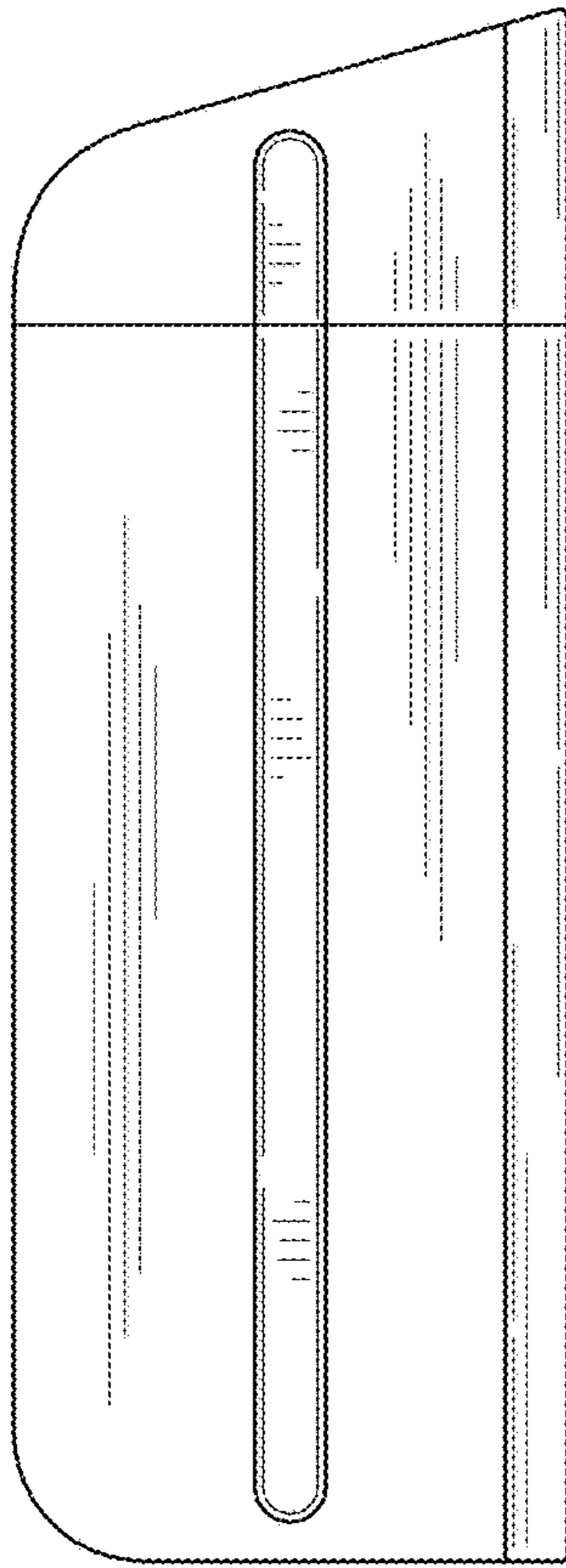


FIG. 4

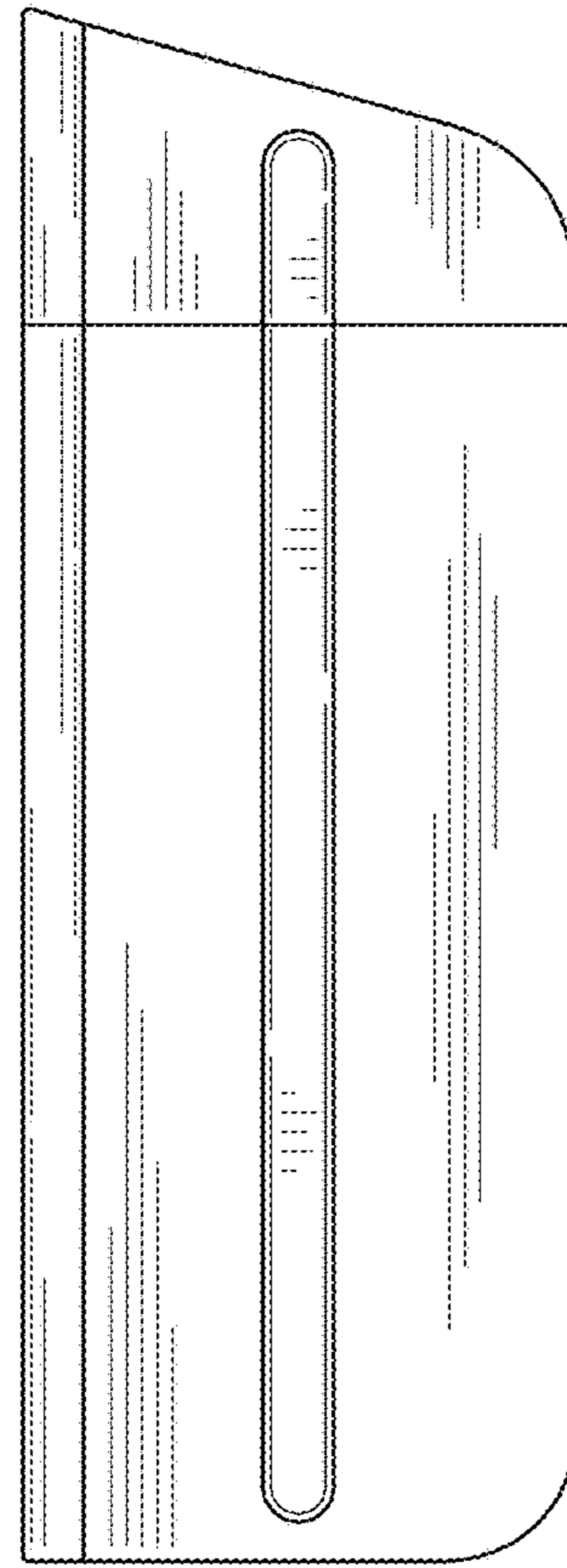


FIG. 5

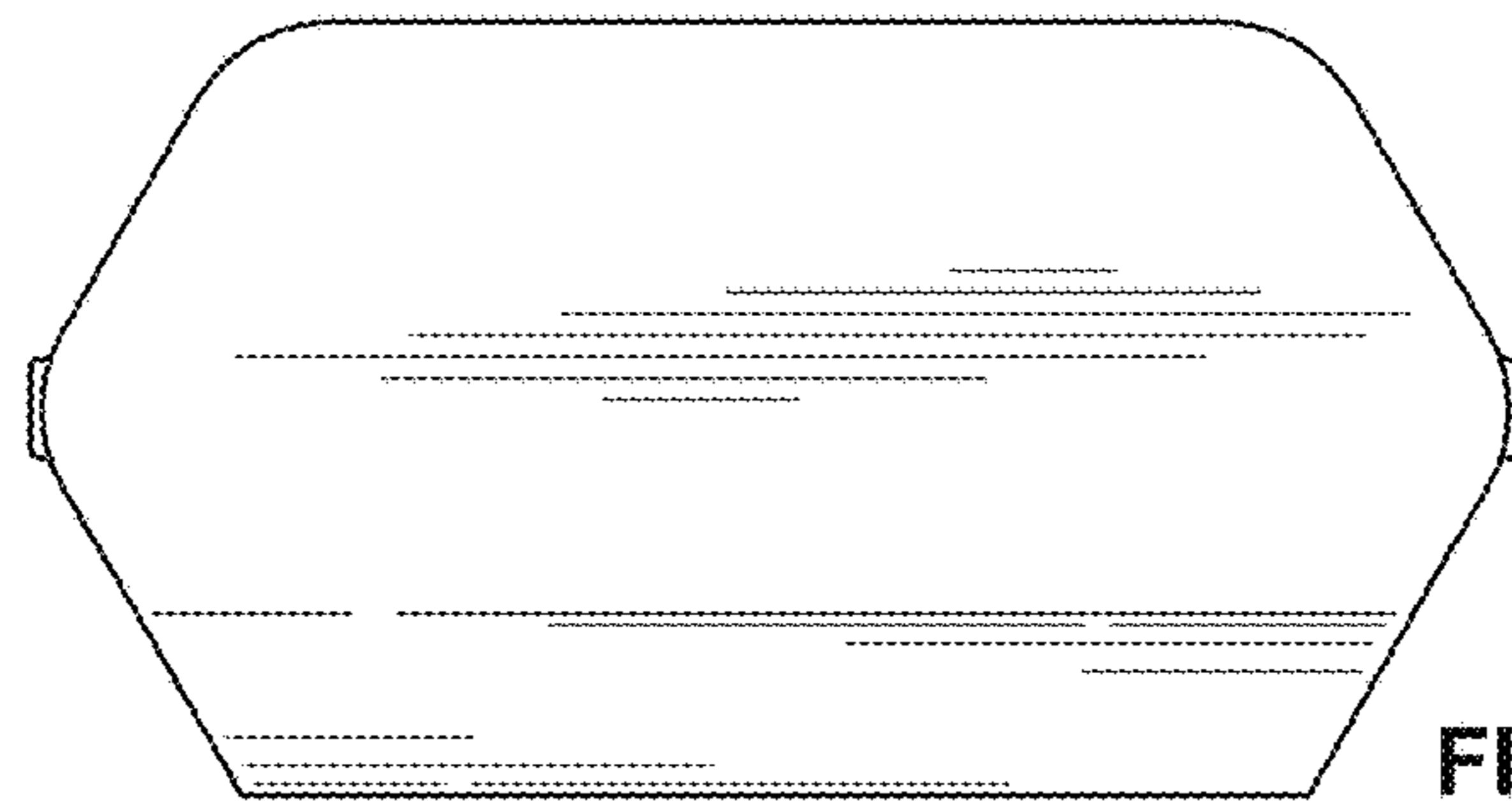


FIG. 6

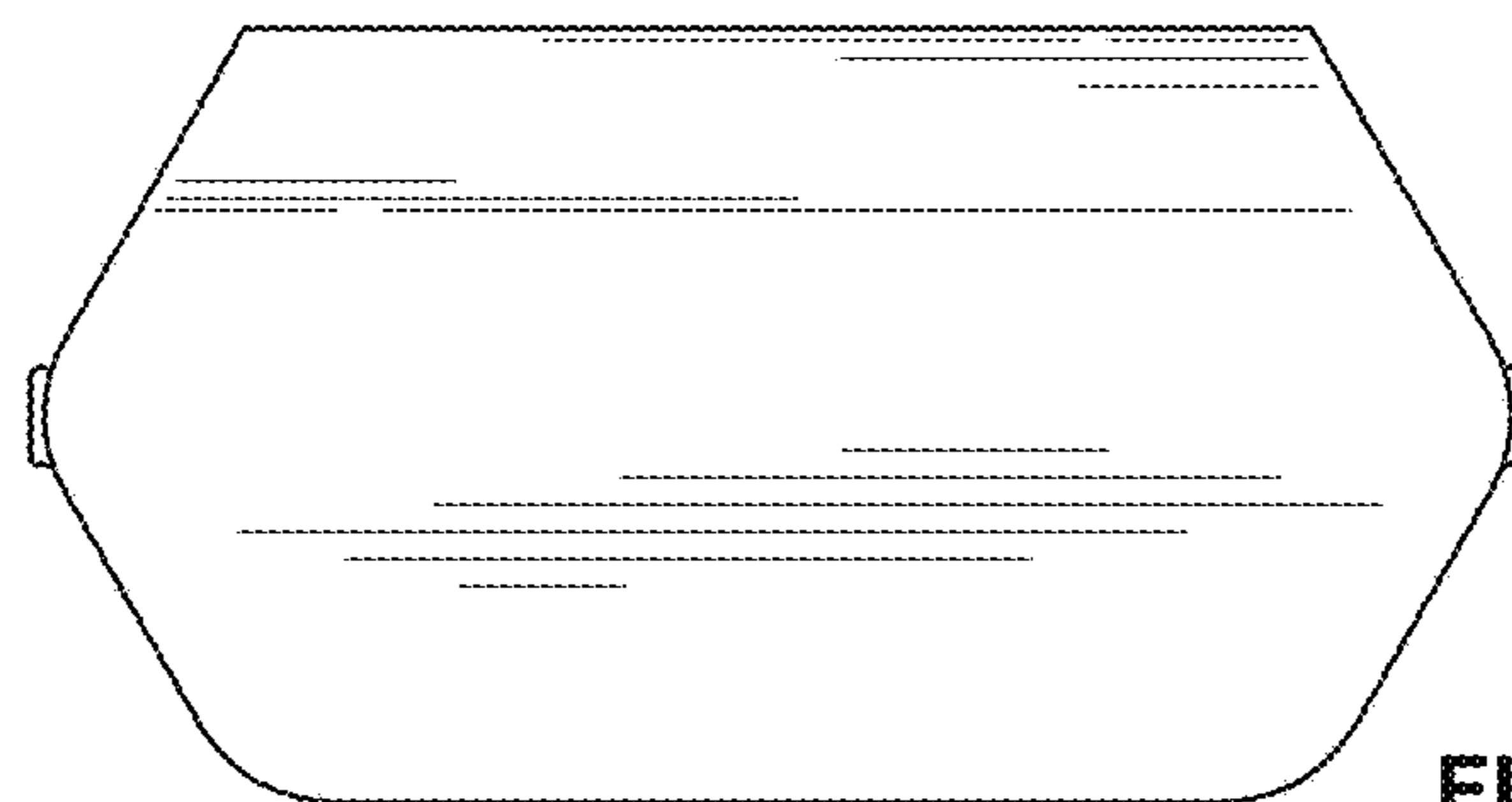


FIG. 7