



US00D819434S

(12) **United States Design Patent**
Sonneman

(10) **Patent No.:** **US D819,434 S**
(45) **Date of Patent:** **** Jun. 5, 2018**

- (54) **CLIP**
- (71) Applicant: **Robert A. Sonneman**, Mamaroneck, NY (US)
- (72) Inventor: **Robert A. Sonneman**, Mamaroneck, NY (US)
- (**) Term: **15 Years**
- (21) Appl. No.: **29/629,580**
- (22) Filed: **Dec. 14, 2017**
- (51) **LOC (11) Cl.** **08-08**
- (52) **U.S. Cl.**
USPC **D8/394**; D26/113; D26/138
- (58) **Field of Classification Search**
USPC D8/363, 354, 373, 381, 394-396; D26/113, 138
CPC ... F16C 1/26; B66B 7/02; B65G 21/20; F16B 39/10; F16L 3/123; F16L 3/12; F16G 11/046
See application file for complete search history.

- 5,220,710 A * 6/1993 Laudan F16L 3/12 24/20 LS
- 6,508,442 B1 * 1/2003 Dolez F16L 3/1233 248/230.9
- 6,715,720 B2 * 4/2004 Finn F16G 11/046 248/317
- 6,732,982 B1 * 5/2004 Messinger F16L 3/1233 24/16 PB
- D545,183 S * 6/2007 French D8/394
- 8,759,682 B2 * 6/2014 Devouge F16L 3/12 174/135
- 9,488,201 B2 * 11/2016 Summers F16L 59/135
- 9,915,281 B2 * 3/2018 Weatherl F16B 39/24

OTHER PUBLICATIONS

- <http://www.powerlinehardware.com/?product=spring-washer> (Year: 2014).*
- <http://alliedboltinc.com/Poleline-Hardware/Spring-Washer-150/5-8-inch-SPRING~WASHER-7013> (Year: 2015).*
- <https://www.bike-components.de/en/Curana/Nirosta-Stay-Clip-p33204/> (Year: 2014).*

* cited by examiner

Primary Examiner — John Windmuller

(74) *Attorney, Agent, or Firm* — Gottlieb, Rackman & Reisman, P.C.

(56) **References Cited**

U.S. PATENT DOCUMENTS

- D31,083 S * 6/1899 Ingram D8/394
- D31,190 S * 7/1899 Roys D8/394
- 792,360 A * 6/1905 Stagner F16B 39/06 411/192
- 896,883 A * 8/1908 Bailey F16B 39/10 184/48.1
- 1,462,671 A * 7/1923 Vrba F16L 3/1233 248/216.1
- 3,316,605 A * 5/1967 Tabbert F16B 39/282 24/277
- D209,013 S * 10/1967 Butcher D8/383
- 4,535,960 A * 8/1985 Downing F16L 3/123 248/68.1
- D284,935 S * 8/1986 Shaw D6/513
- 5,007,604 A * 4/1991 Richards F16L 3/133 248/62

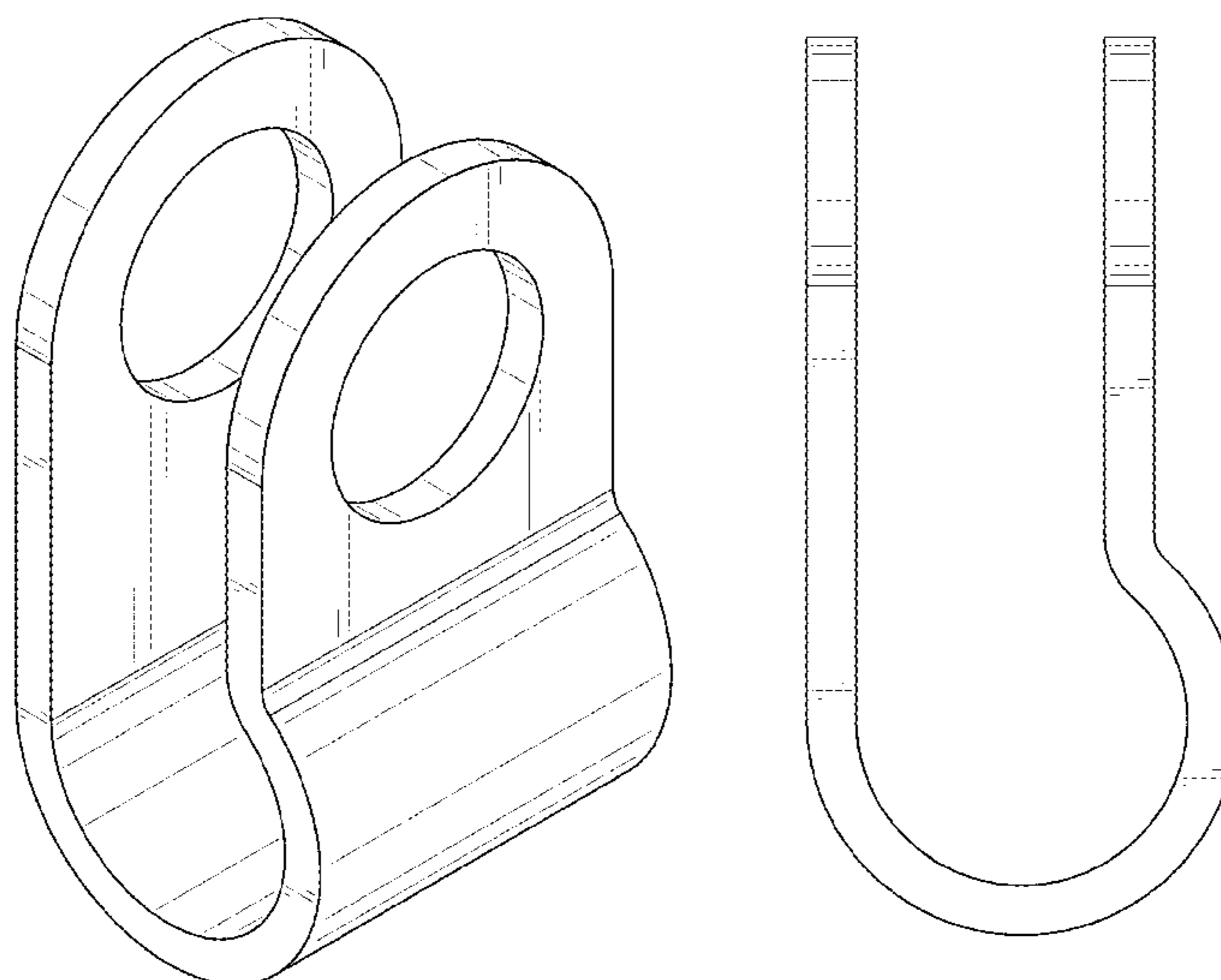
(57) **CLAIM**

The ornamental design for a clip, as shown and described.

DESCRIPTION

FIG. 1 is a perspective view of a clip showing my new design;
 FIG. 2 is a front elevational view thereof;
 FIG. 3 is a rear elevational view thereof;
 FIG. 4 is a right side elevational view thereof;
 FIG. 5 is a left side elevational view thereof;
 FIG. 6 is a top plan view thereof; and,
 FIG. 7 is a bottom plan view thereof.

1 Claim, 7 Drawing Sheets



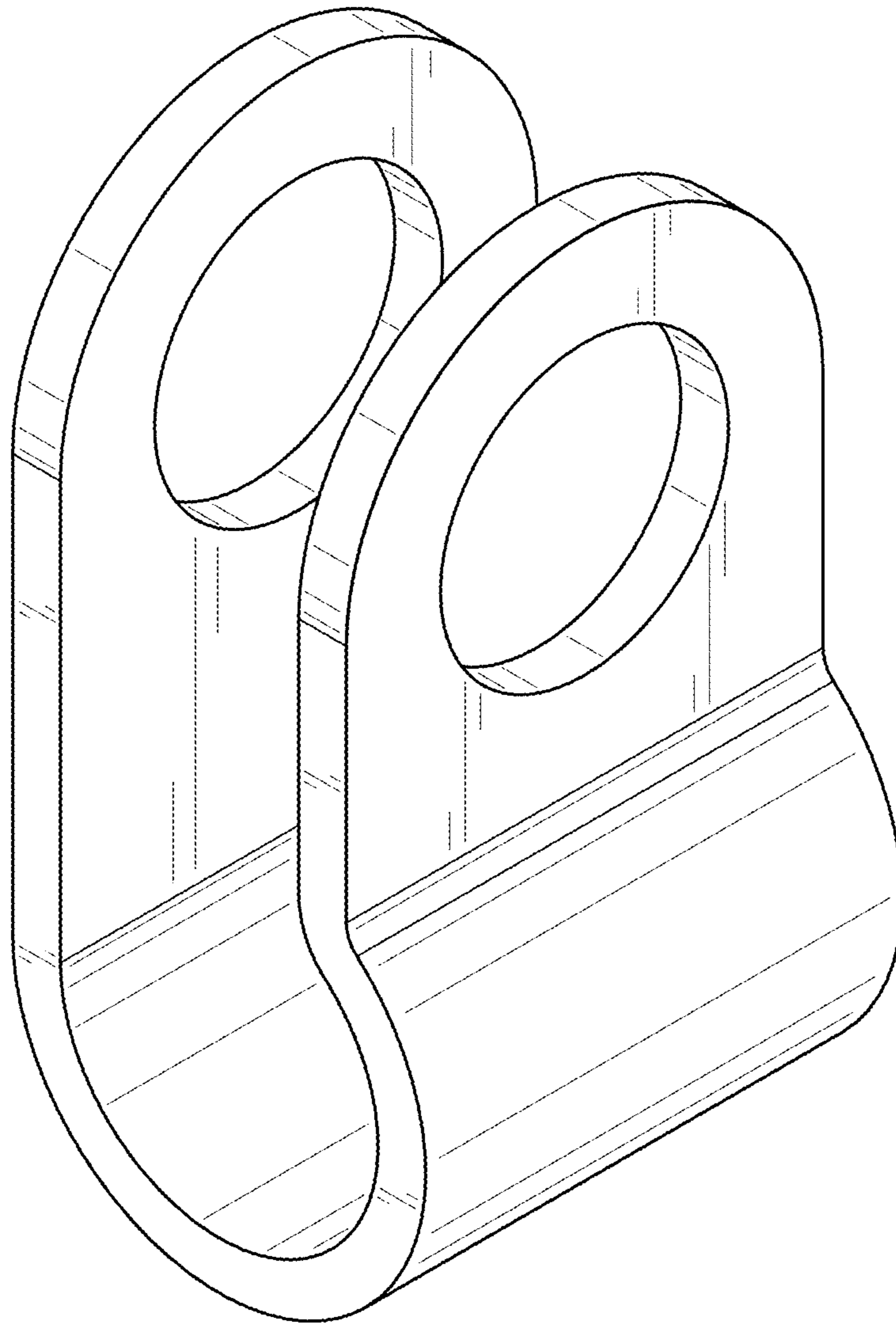


FIG. 1

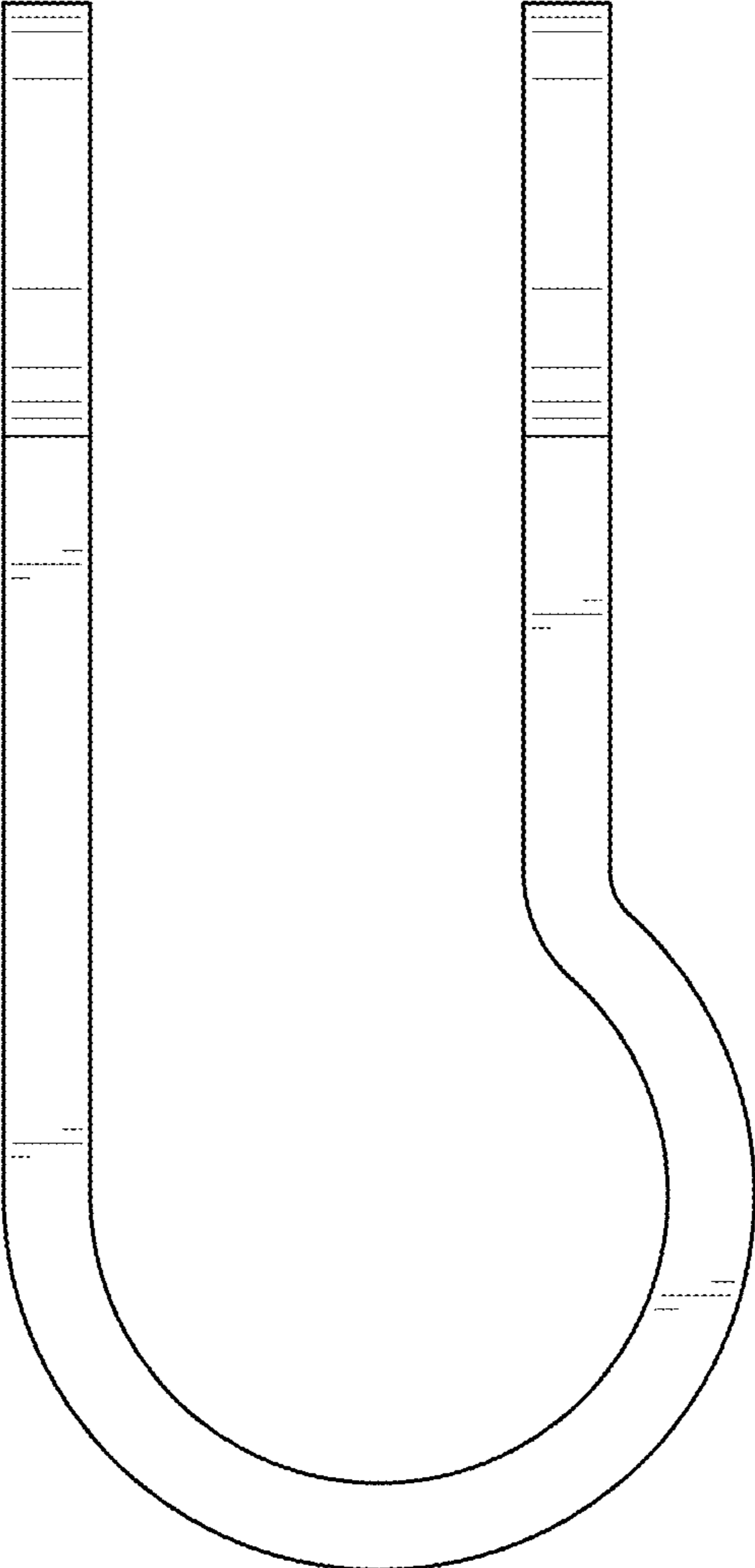


FIG. 2

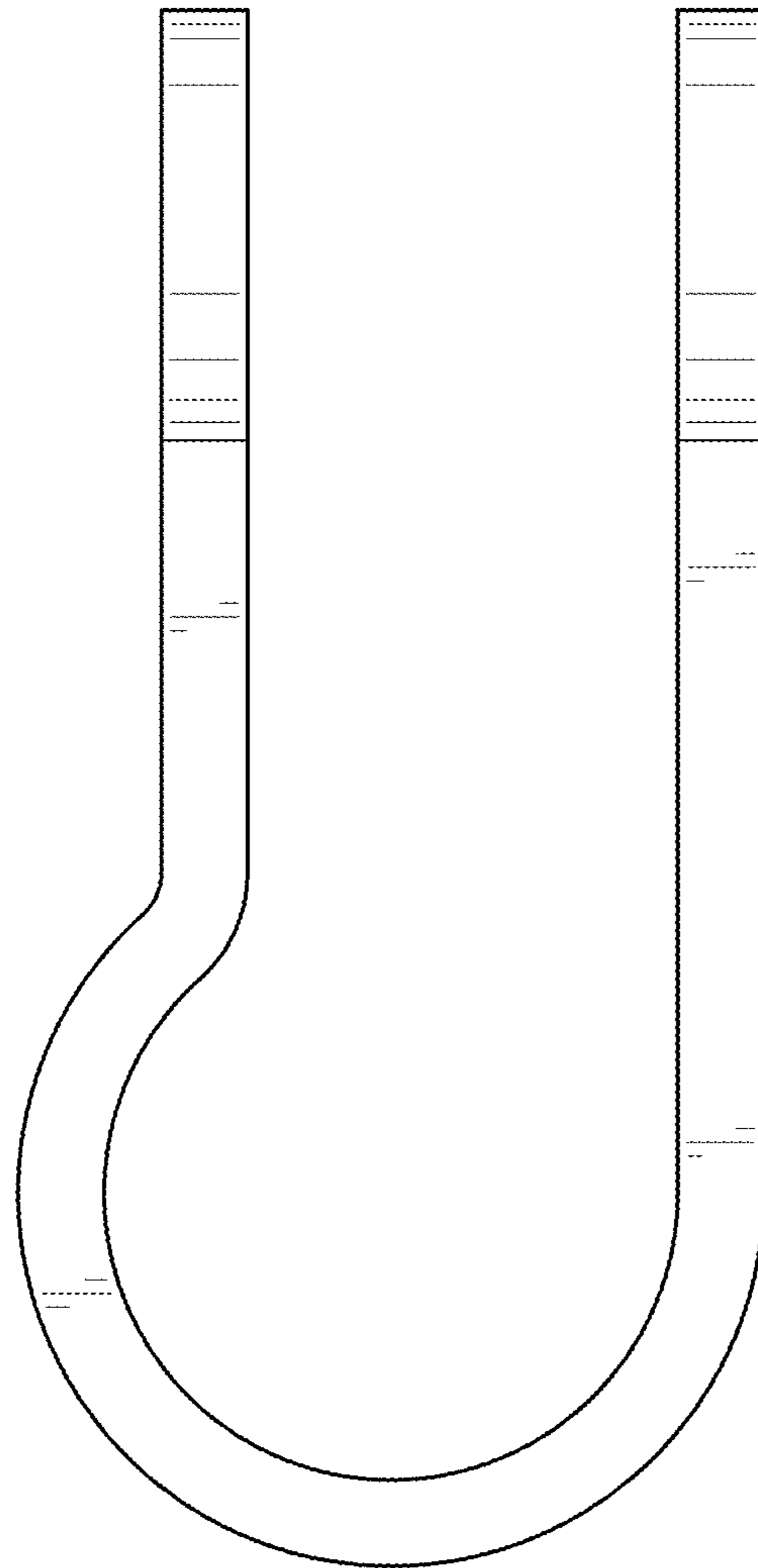


FIG. 3

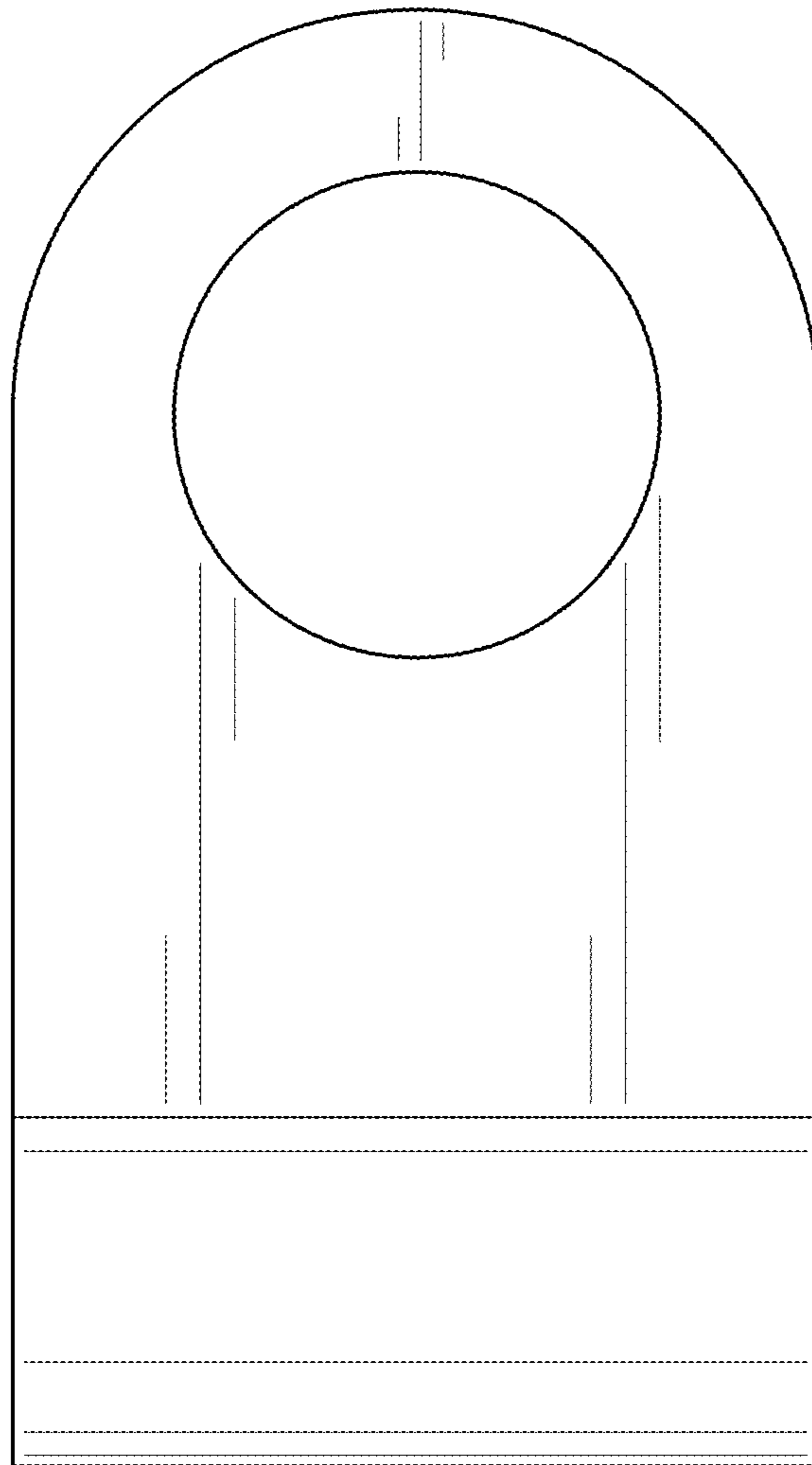


FIG. 4




FIG. 5




FIG. 6




FIG. 7