



US00D819430S

(12) **United States Design Patent** (10) **Patent No.:** **US D819,430 S**
Xu (45) **Date of Patent:** **** Jun. 5, 2018**

(54) **HOOK**
(71) Applicant: **Min Xu**, Guangzhou (CN)
(72) Inventor: **Min Xu**, Guangzhou (CN)
(**) Term: **15 Years**
(21) Appl. No.: **29/569,252**
(22) Filed: **Jun. 24, 2016**

D551,950 S * 10/2007 Davenport D8/367
7,296,609 B2 * 11/2007 Zahner A47H 13/02
160/330
D652,711 S * 1/2012 Lee D8/367
D664,423 S * 7/2012 Cittadino D8/367
D664,424 S * 7/2012 Cittadino D8/367
D668,941 S * 10/2012 Taurins D8/367
9,107,544 B2 * 8/2015 Cittadino A47H 13/02
D746,078 S * 12/2015 Zahner D6/580
D761,639 S * 7/2016 Hsu D8/367
D766,704 S * 9/2016 Hill D8/354
2008/0178423 A1 * 7/2008 Patel A47H 13/00
16/87.2

(30) **Foreign Application Priority Data**

May 12, 2016 (CN) 2016 3 0176214
(51) **LOC (11) Cl.** **08-05**
(52) **U.S. Cl.**
USPC **D8/367**

(58) **Field of Classification Search**
USPC D6/315-328; D8/349, 354, 356, 368,
D8/370, 373, 389; D34/35
CPC A47G 25/32; A47G 25/28; A47G 25/442;
A47G 25/20; A47G 25/24; A47G
25/1421; A47G 25/1428; A47G 25/06;
A47G 25/52; A47G 25/38; A47G 25/50;
A47G 25/183; A47G 25/70; A47G 25/44;
A47F 7/19; A47F 5/01; A47F 5/13; F16B
2/00

See application file for complete search history.

(56) **References Cited**

U.S. PATENT DOCUMENTS

2,831,538 A * 4/1958 Lishman A47H 13/02
160/330
6,494,248 B1 * 12/2002 Zahner A47H 13/02
160/330

* cited by examiner

Primary Examiner — John Windmuller
(74) *Attorney, Agent, or Firm* — Schmeiser, Olsen &
Watts, LLP

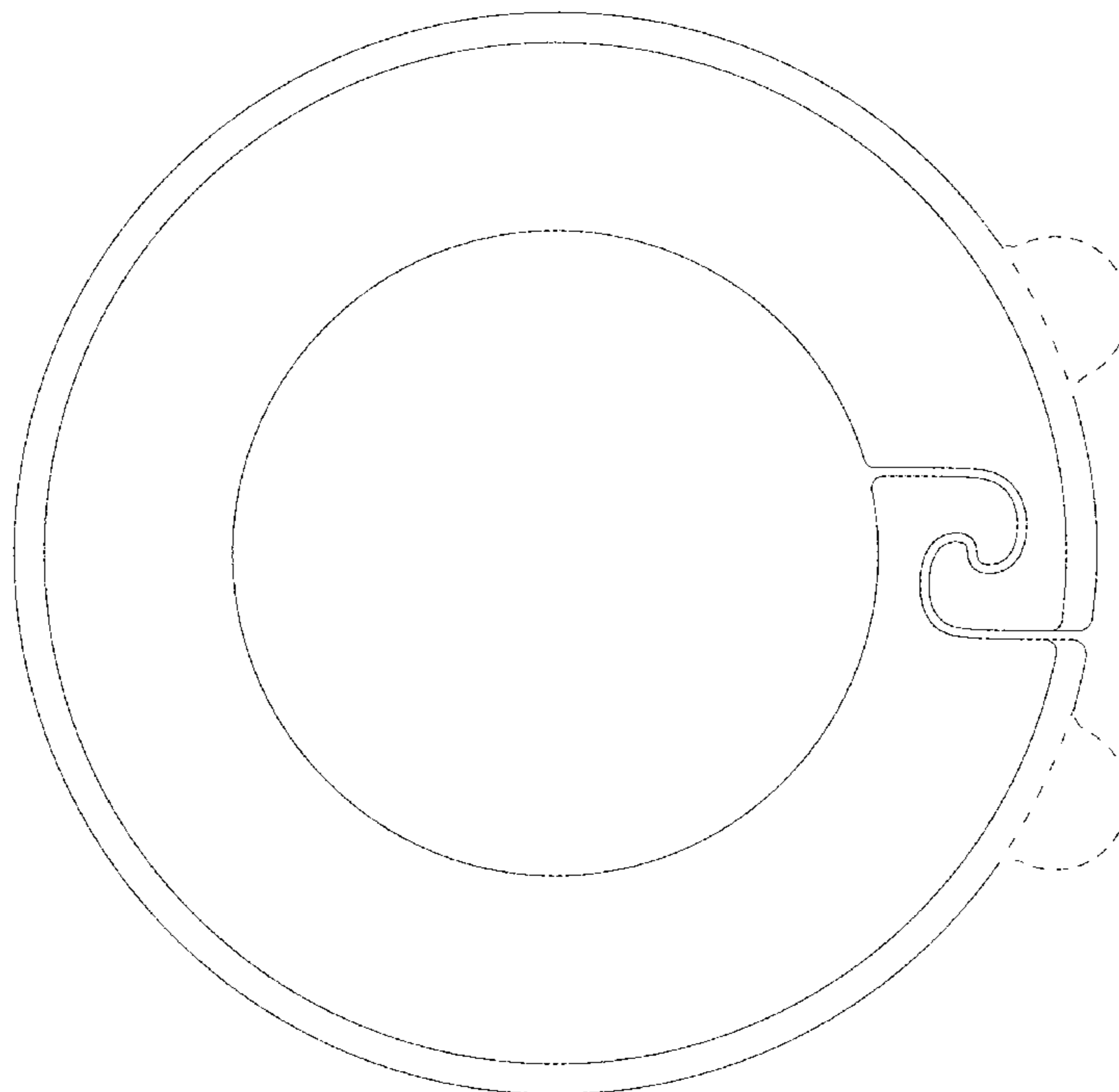
(57) **CLAIM**

The ornamental design for a hook, as shown and described.

DESCRIPTION

FIG. 1 is a Front elevational view of a hook showing my new design;
FIG. 2 is a Rear elevational view thereof;
FIG. 3 is a Left side view thereof;
FIG. 4 is a Right side view thereof;
FIG. 5 is a Top plan view thereof;
FIG. 6 is a Bottom plan view thereof; and,
FIG. 7 is a Perspective view thereof.
The broken lines represent portions of the hook that form no part of the claimed design.

1 Claim, 7 Drawing Sheets



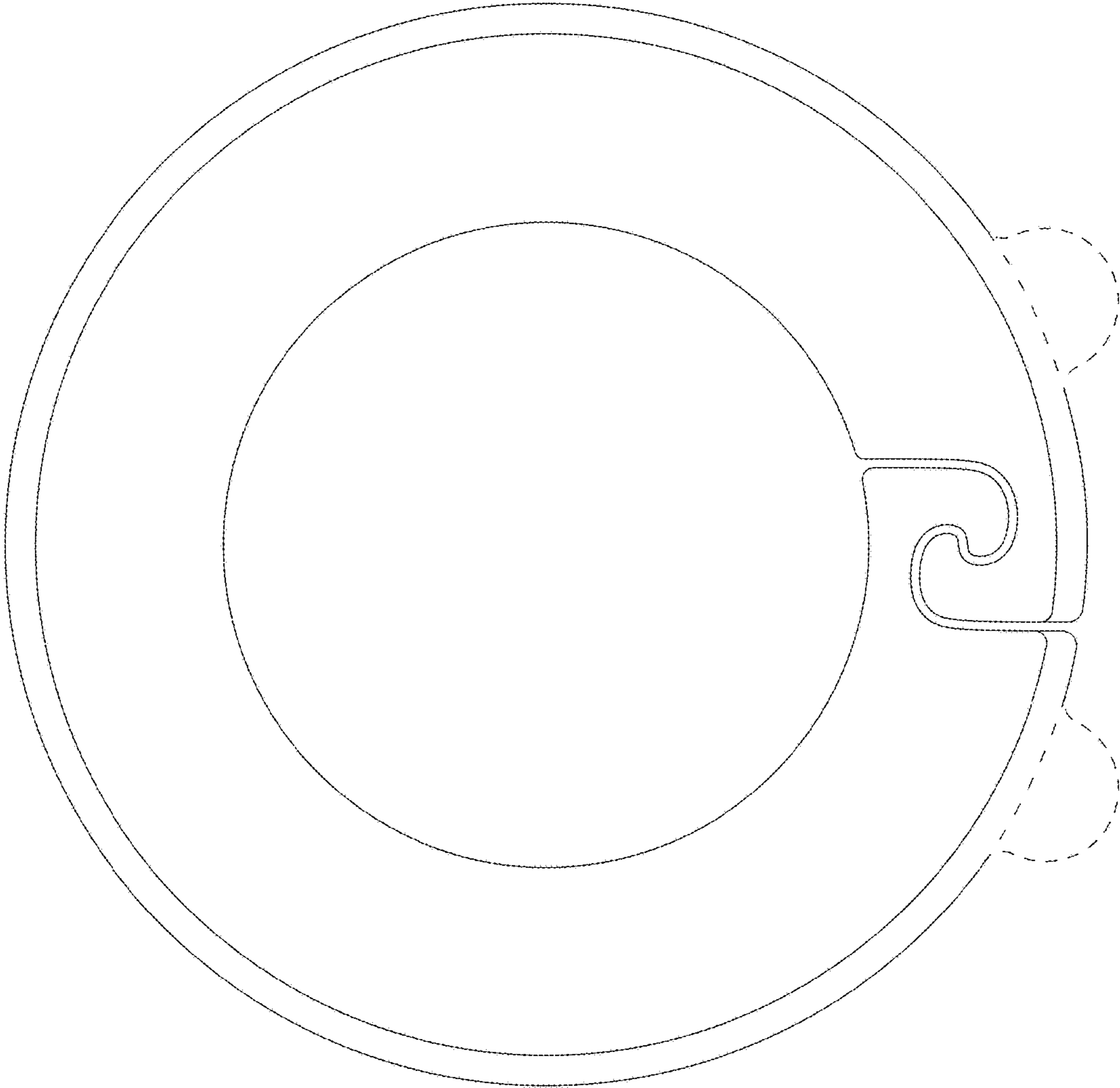


FIG. 1

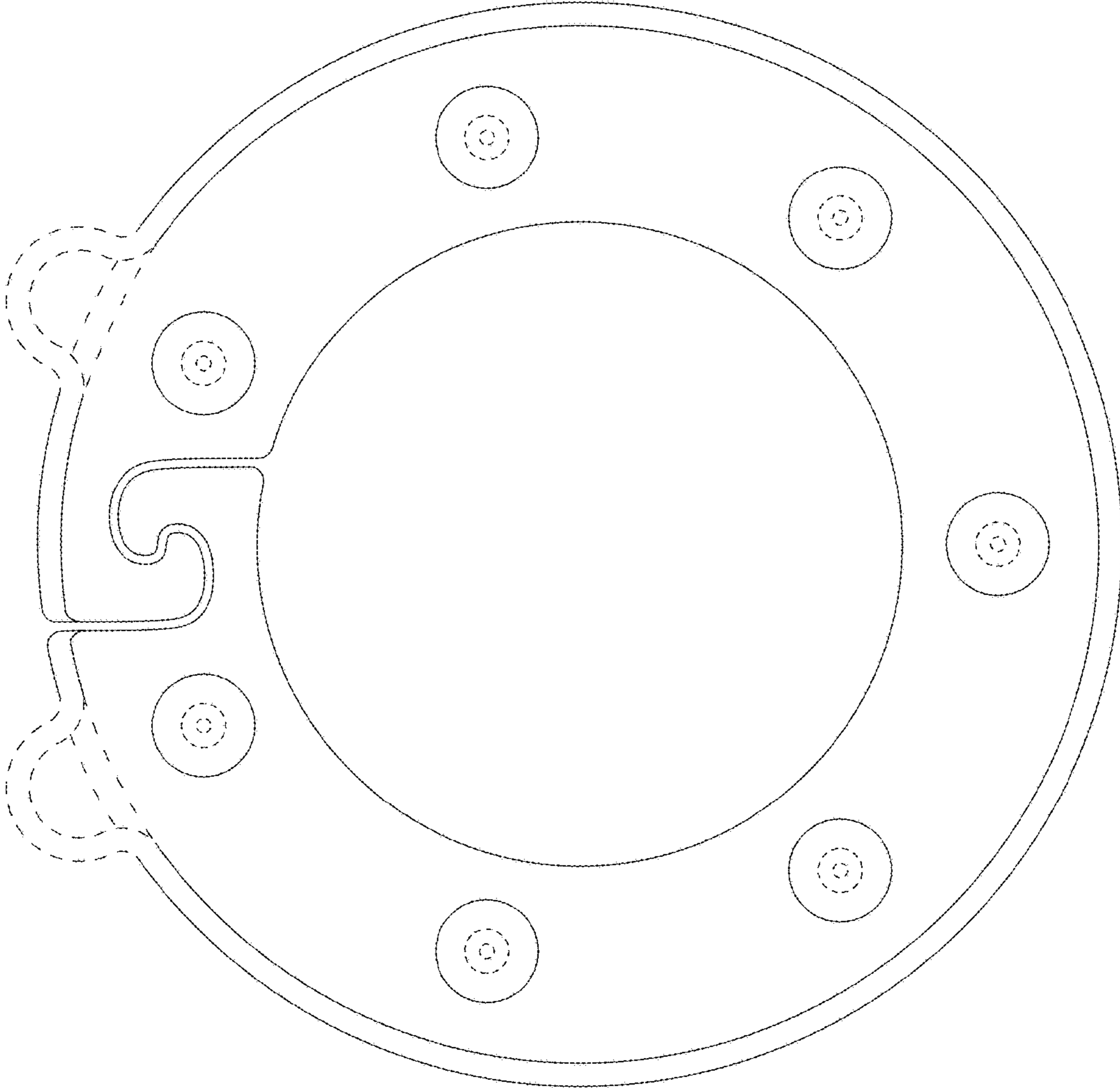


FIG. 2

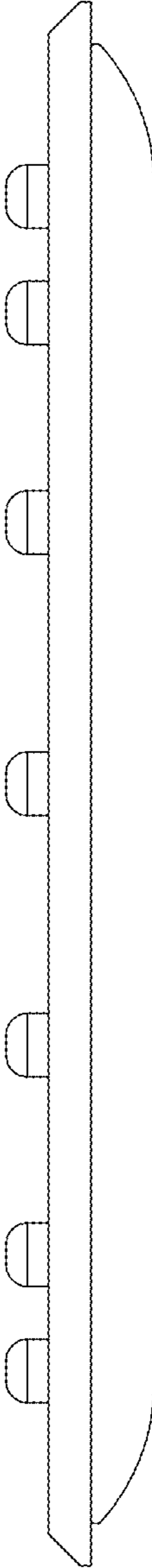


FIG. 3

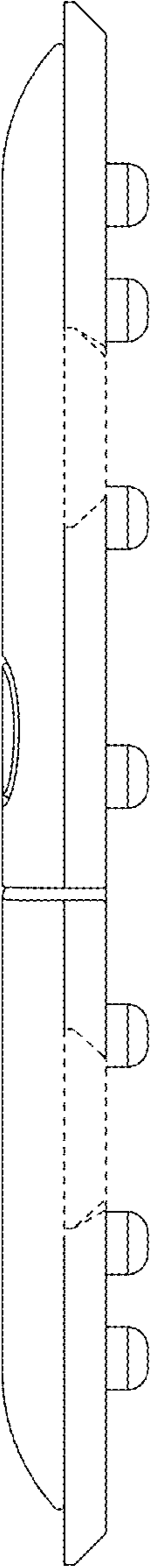


FIG. 4

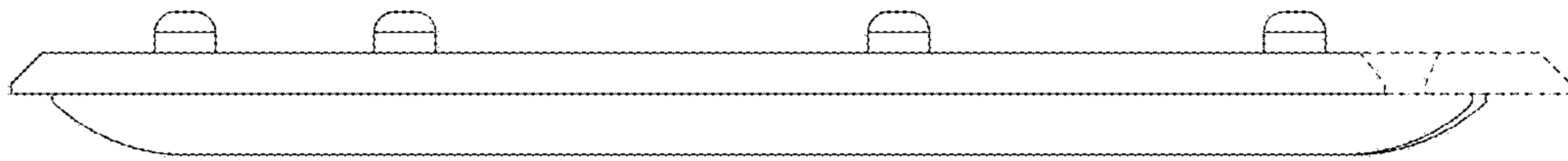


FIG. 5




FIG. 6

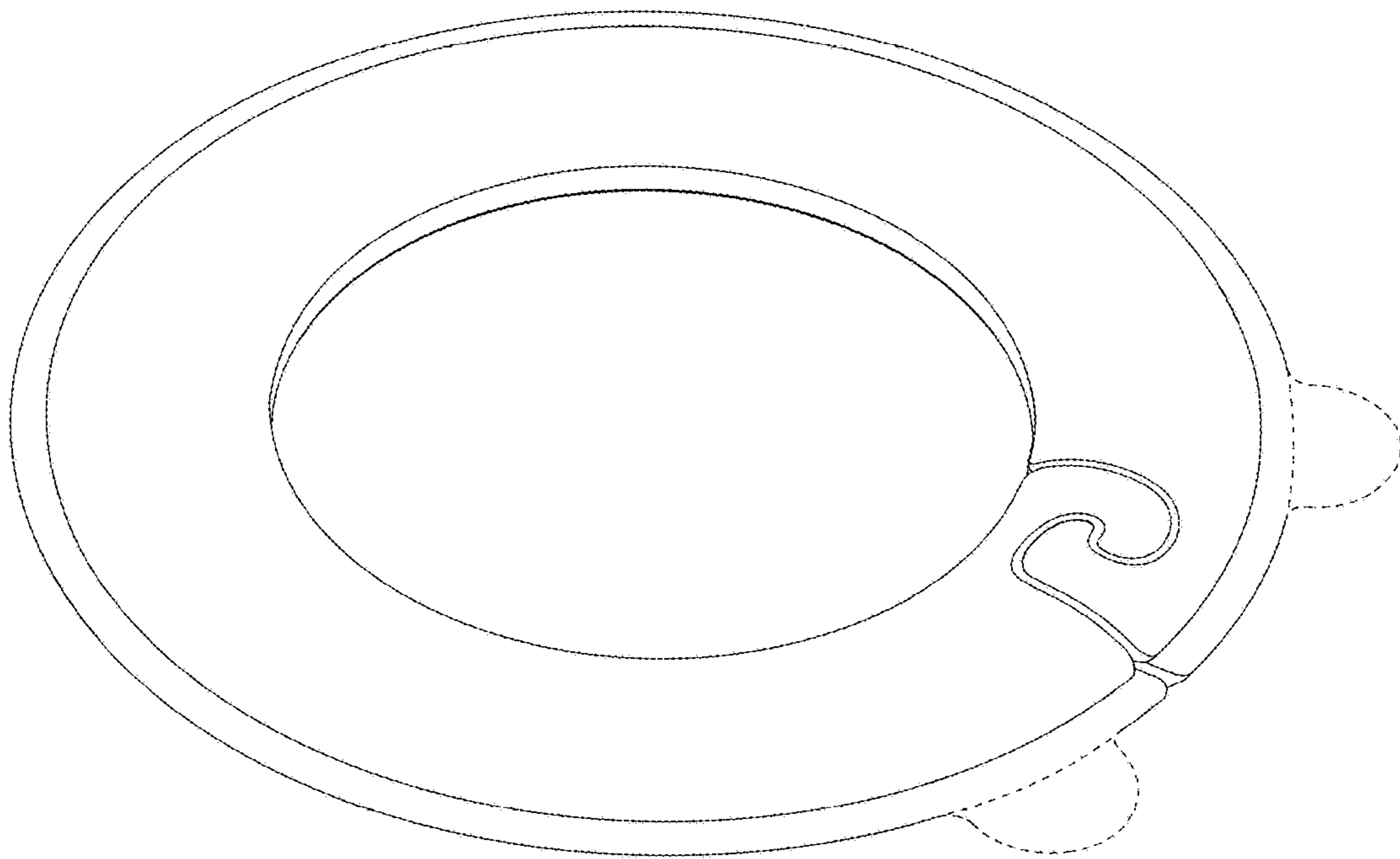


FIG. 7