



US00D819419S

(12) **United States Design Patent** (10) **Patent No.:** **US D819,419 S**
Cuzdey (45) **Date of Patent:** **** Jun. 5, 2018**

(54) **CIRCULAR SAW BLADE**
(71) Applicant: **Cuz-D Manufacturing, Inc.**, Tacoma, WA (US)
(72) Inventor: **Jacob Cuzdey**, Lacey, WA (US)
(73) Assignee: **CUZ-D MANUFACTURING, INC.**, Tacoma, WA (US)

D364,791 S * 12/1995 Dorma D8/70
D368,419 S * 4/1996 Dorma D8/70
D382,786 S * 8/1997 Achterberg D8/70
D392,864 S * 3/1998 Koike D15/139
5,722,168 A 3/1998 Huang et al.
5,758,425 A 6/1998 Gallagher et al.
(Continued)

(**) Term: **15 Years**

FOREIGN PATENT DOCUMENTS
JP S59138849 A 8/1984
JP S6169401 4/1986
(Continued)

(21) Appl. No.: **29/565,655**

(22) Filed: **May 23, 2016**

(51) **LOC (11) Cl.** **08-05**

(52) **U.S. Cl.**
USPC **D8/70; D15/133**

(58) **Field of Classification Search**
USPC D8/20, 66, 70; D15/133, 138, 139
CPC B23D 61/006; B23D 65/00; B26D 7/086; B26D 7/2614
See application file for complete search history.

OTHER PUBLICATIONS
International Search Report and Written Opinion dated Jan. 13, 2012 in International Application No. PCT/US2011/048323, 10 pages.
(Continued)

Primary Examiner — Darlington Ly
(74) *Attorney, Agent, or Firm* — Perkins Coie LLP

(56) **References Cited**

U.S. PATENT DOCUMENTS

3,292,673 A 12/1966 Gregory et al.
3,703,654 A 11/1972 Karubian
3,721,141 A 3/1973 Frostad et al.
4,221,051 A 9/1980 Glass et al.
4,241,505 A 12/1980 Bodycomb, Jr. et al.
D277,930 S * 3/1985 Croydon D8/66
D277,931 S * 3/1985 Croydon D8/66
D283,784 S * 5/1986 Croydon D15/133
4,589,458 A 5/1986 McCord et al.
4,685,214 A 8/1987 Shearon et al.
4,706,386 A 11/1987 Wiley et al.
4,730,952 A 3/1988 Wiley et al.
4,856,394 A 8/1989 Clowers et al.
4,982,501 A 1/1991 Sauerwein et al.
D323,965 S * 2/1992 Moller D8/70
5,121,545 A 6/1992 Nonaka et al.
D337,500 S * 7/1993 Hutchings, II D8/70

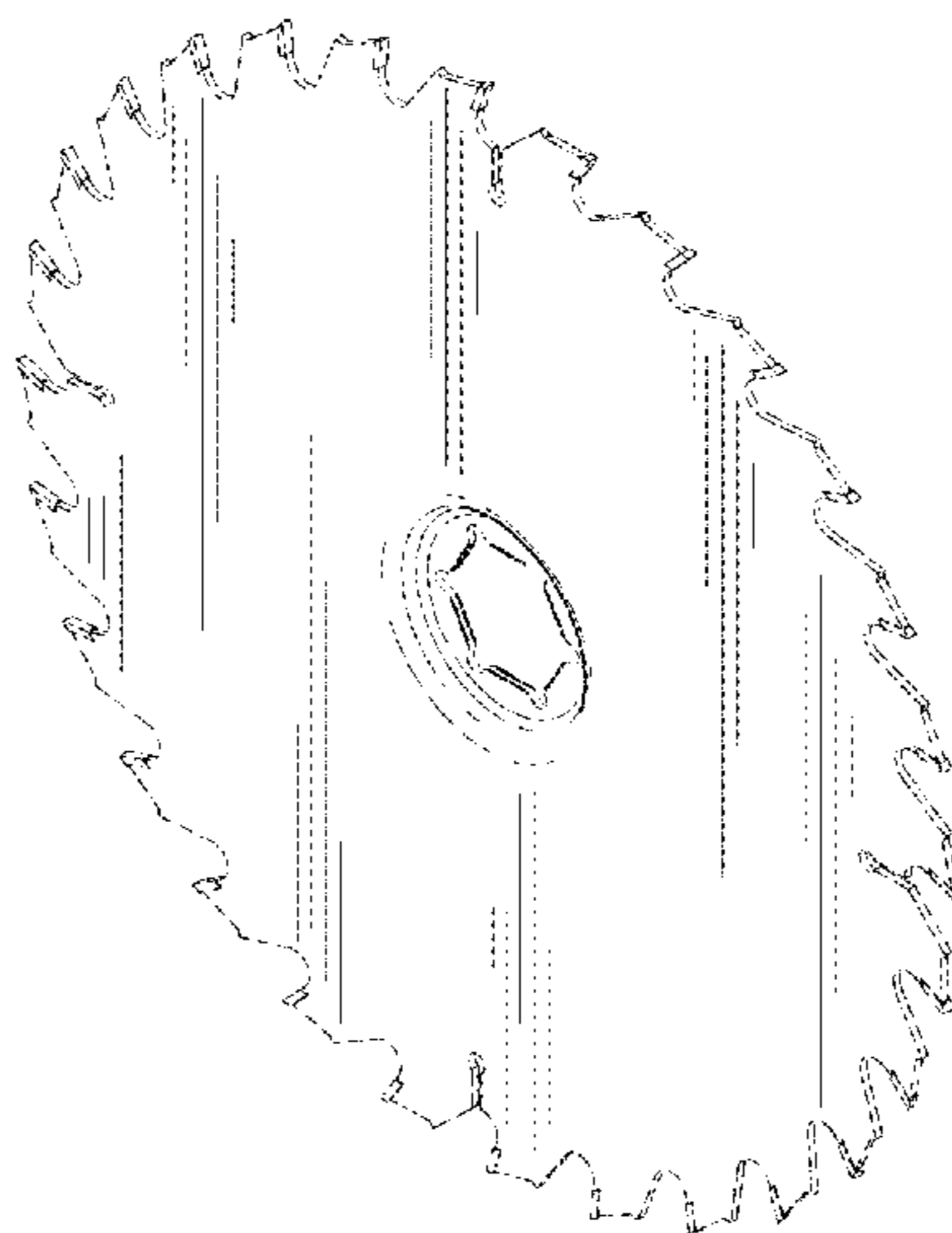
(57) **CLAIM**

The ornamental design for a circular saw blade, as shown and described.

DESCRIPTION

FIG. 1 is a perspective view of circular saw blade showing my new design.
FIG. 2 is a top plan view thereof;
FIG. 3 is a bottom plan view thereof;
FIG. 4 is a front elevation view thereof;
FIG. 5 is a rear elevation view thereof;
FIG. 6 is a right side elevation view thereof; and,
FIG. 7 is a left side elevation view thereof.
The details shown in broken line illustrate portions of the circular saw blade that form no part of the claimed design.

1 Claim, 2 Drawing Sheets



(56)

References Cited

U.S. PATENT DOCUMENTS

5,856,715 A 1/1999 Peot et al.
 D422,865 S * 4/2000 Koike D15/139
 6,269,543 B1 8/2001 Ohkouchi et al.
 6,701,629 B2 3/2004 Krondorfer et al.
 6,739,060 B1 5/2004 Huang et al.
 6,775,913 B2 8/2004 Fey et al.
 6,896,604 B1 5/2005 Taylor et al.
 6,912,790 B2 7/2005 James et al.
 6,932,076 B2 * 8/2005 Liao B24D 5/123
 125/15
 7,143,759 B1 12/2006 Wang et al.
 7,249,619 B2 7/2007 Berkowitz et al.
 D553,934 S * 10/2007 Gavins D8/70
 7,299,553 B1 11/2007 Brann et al.
 7,318,486 B2 1/2008 Andriolo et al.
 D579,297 S * 10/2008 Jeiziner D8/70
 D587,979 S * 3/2009 Jeiziner D8/70
 7,497,152 B2 3/2009 Holly et al.
 D593,584 S * 6/2009 Wilson D15/133
 D598,034 S * 8/2009 Park D15/133
 7,574,803 B2 8/2009 Parker et al.
 7,581,323 B2 9/2009 Miklosz et al.
 7,739,801 B1 6/2010 Nguyen et al.
 D622,120 S * 8/2010 Brutscher D8/70
 7,950,318 B2 5/2011 Ericsson et al.
 D677,290 S * 3/2013 Brutscher D15/133
 D677,291 S * 3/2013 Brutscher D15/133
 D704,754 S * 5/2014 Lizzi D15/133
 D716,355 S * 10/2014 Lizzi D15/133
 8,935,857 B2 1/2015 Inayoshi

D724,124 S * 3/2015 Vicchio D15/133
 D746,654 S * 1/2016 Gillet D8/70
 9,463,518 B2 * 10/2016 Brutscher B23D 61/025
 2002/0046469 A1 4/2002 DiLaura et al.
 2003/0110645 A1 6/2003 Phillips et al.
 2003/0217743 A1 11/2003 Gardner et al.
 2004/0148789 A1 8/2004 Gist et al.
 2005/0006961 A1 1/2005 Shen et al.
 2005/0247466 A1 11/2005 Andriolo et al.
 2006/0169111 A1 8/2006 Kozlowski et al.
 2006/0213495 A1 * 9/2006 Gaida B23D 61/025
 125/15
 2008/0229591 A1 9/2008 Saegesser et al.
 2009/0223069 A1 9/2009 Parks et al.
 2009/0229436 A1 9/2009 Crain et al.
 2010/0162571 A1 7/2010 Chambers et al.

FOREIGN PATENT DOCUMENTS

JP 2002283301 A 10/2002
 JP S3104423 9/2004
 JP 2006130591 A 5/2006
 JP 2010064226 A 3/2010
 WO 2012024539 A1 2/2012

OTHER PUBLICATIONS

Office Action dated Aug. 24, 2015 in China Application No. 201180039367.9, 9 pages.
 Office Action dated Sep. 15, 2015 in Japan Application No. 2013-526011, 24 pages.

* cited by examiner

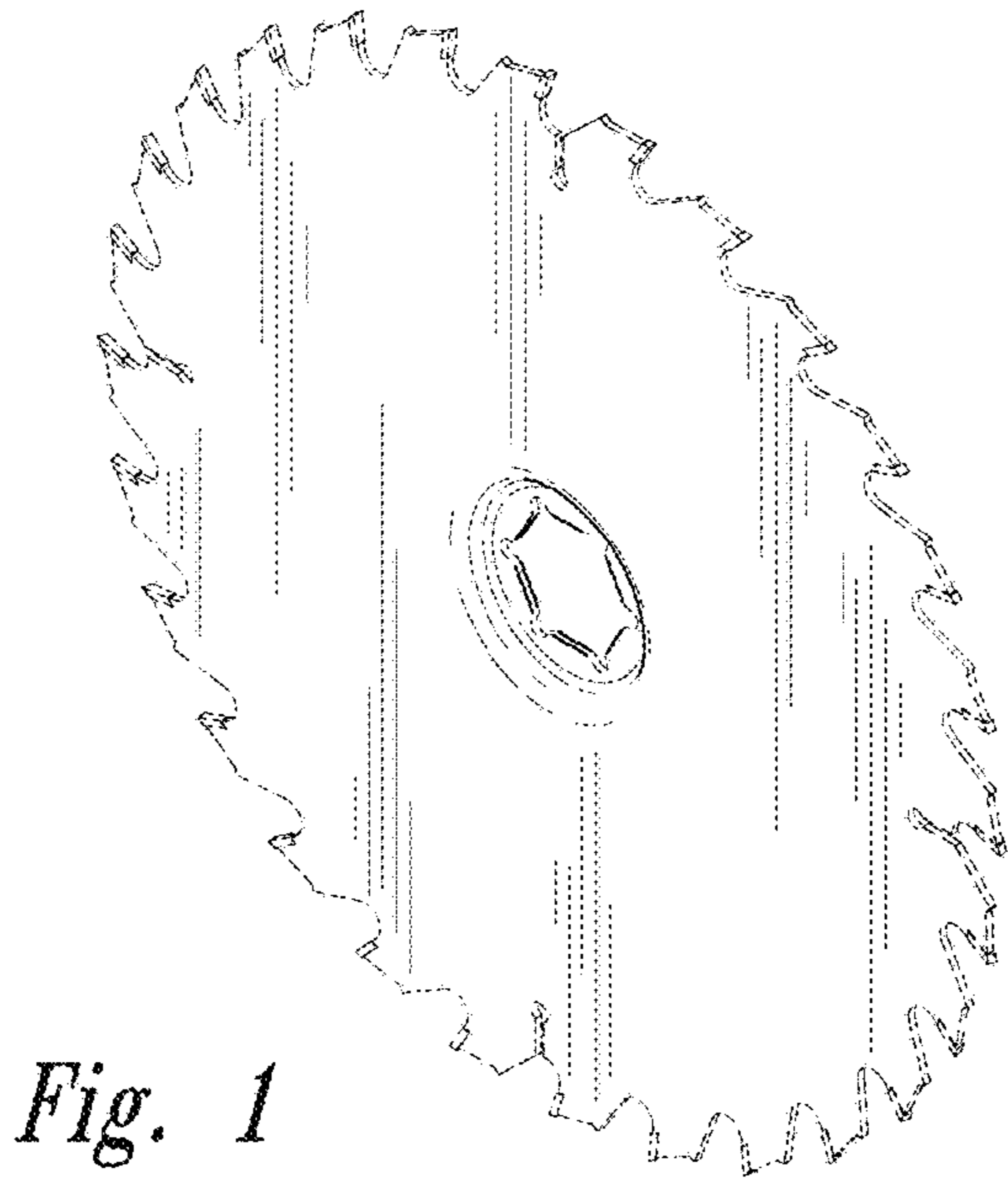


Fig. 1

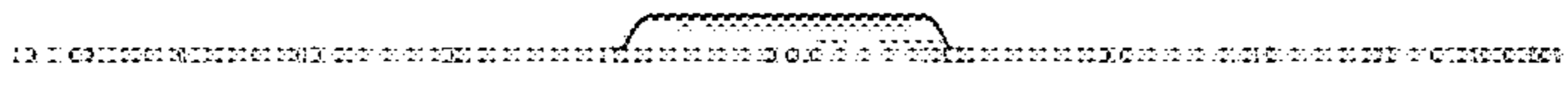


Fig. 2

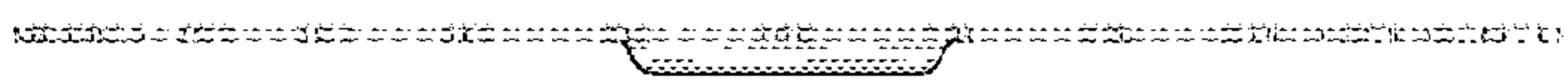


Fig. 3

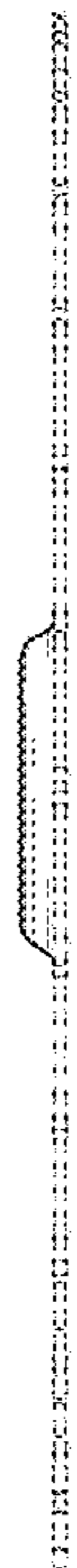


Fig. 4

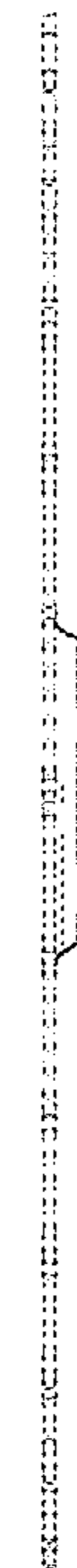


Fig. 5

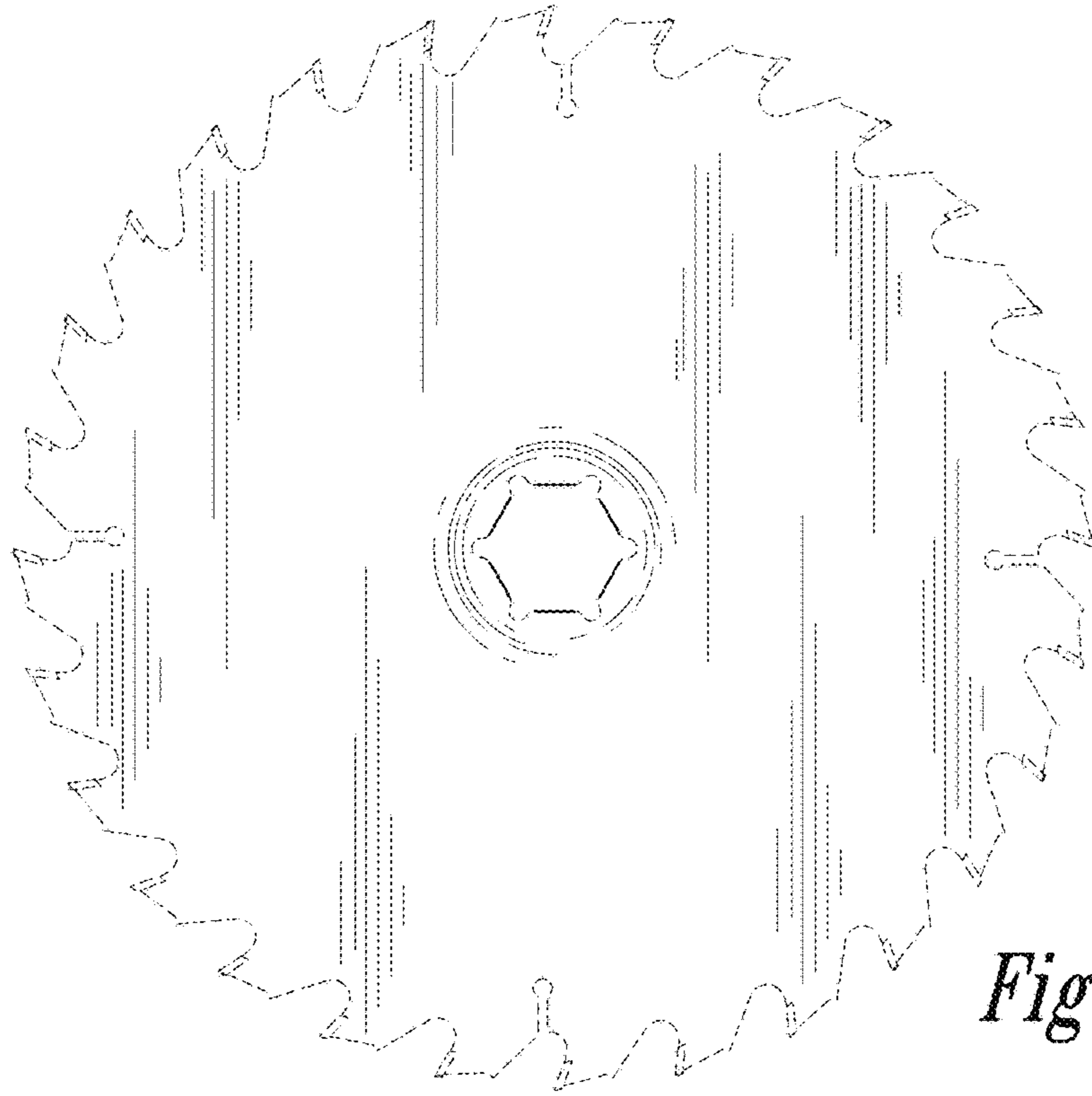


Fig. 6

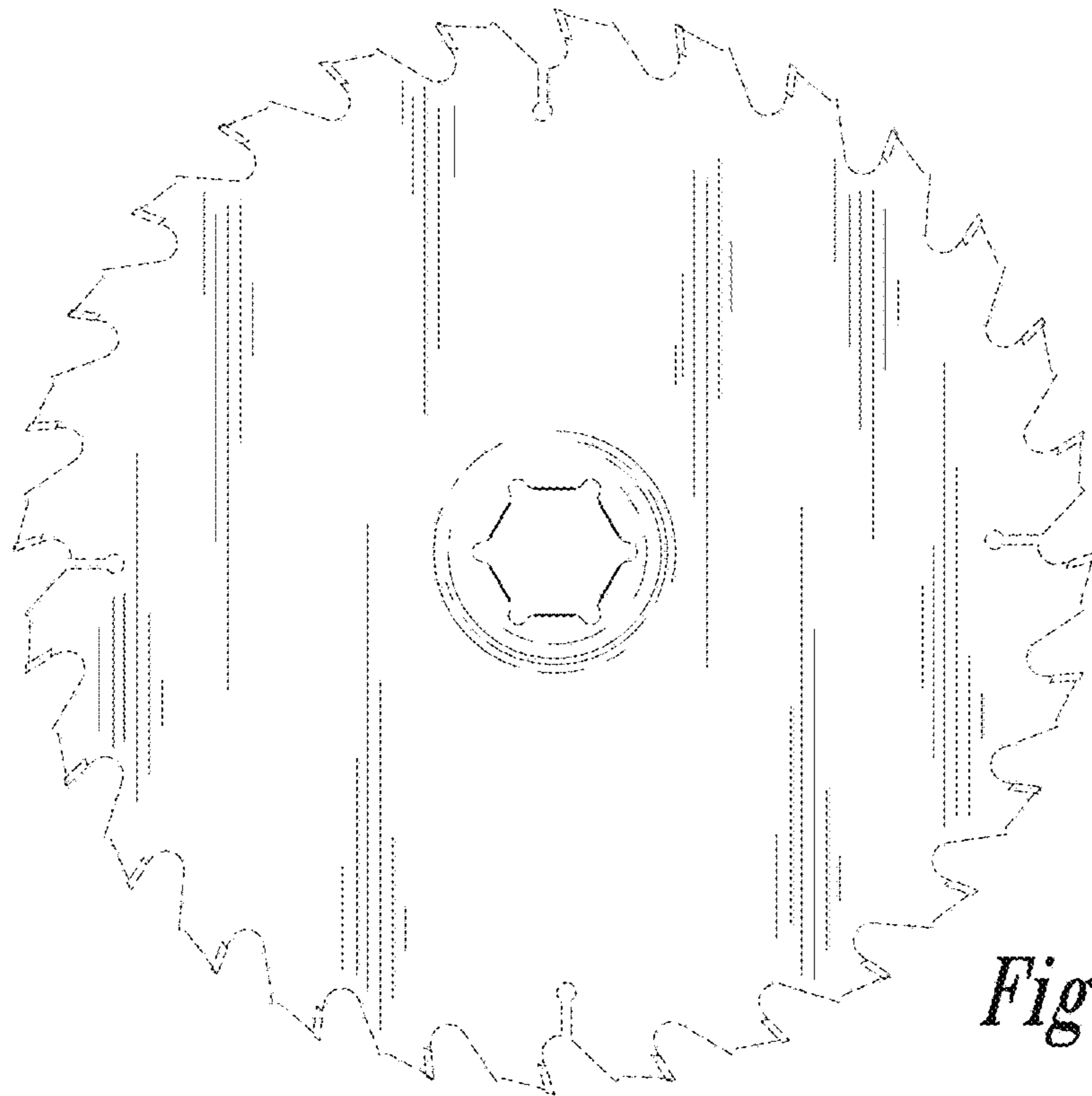


Fig. 7