



US00D819412S

(12) **United States Design Patent** (10) **Patent No.:** **US D819,412 S**  
**David** (45) **Date of Patent:** **\*\* Jun. 5, 2018**

(54) **PEPPER MILL** 4,307,808 A \* 12/1981 Johnson ..... A47J 43/22  
241/168  
(71) Applicant: **TOM DAVID, INC.**, Nantucket, MA D392,518 S \* 3/1998 David ..... D7/679  
(US) D504,596 S \* 5/2005 David ..... D7/679

(72) Inventor: **Tom David**, Nantucket, MA (US)

(73) Assignee: **TOM DAVID, INC.**, Nantucket, MA (US)

(\*\*) Term: **15 Years**

(21) Appl. No.: **29/597,969**

(22) Filed: **Mar. 21, 2017**

(51) **LOC (11) Cl.** ..... **07-04**

(52) **U.S. Cl.**  
USPC ..... **D7/679**

(58) **Field of Classification Search**  
USPC ..... D7/679, 590-597, 383, 384, 372-374,  
D7/401.1  
CPC . A47G 19/24; A47J 43/25; A47J 42/34; A47J  
42/04; A47J 19/04; A47J 43/255; B02C  
1/02; B02C 2/045  
See application file for complete search history.

(56) **References Cited**

**U.S. PATENT DOCUMENTS**

D96,679 S \* 8/1935 Kopf ..... D7/372  
3,734,417 A 5/1973 Russell et al.

\* cited by examiner

*Primary Examiner* — Terry A Wallace  
(74) *Attorney, Agent, or Firm* — FisherBroyles, LLP;  
Robert Kinberg

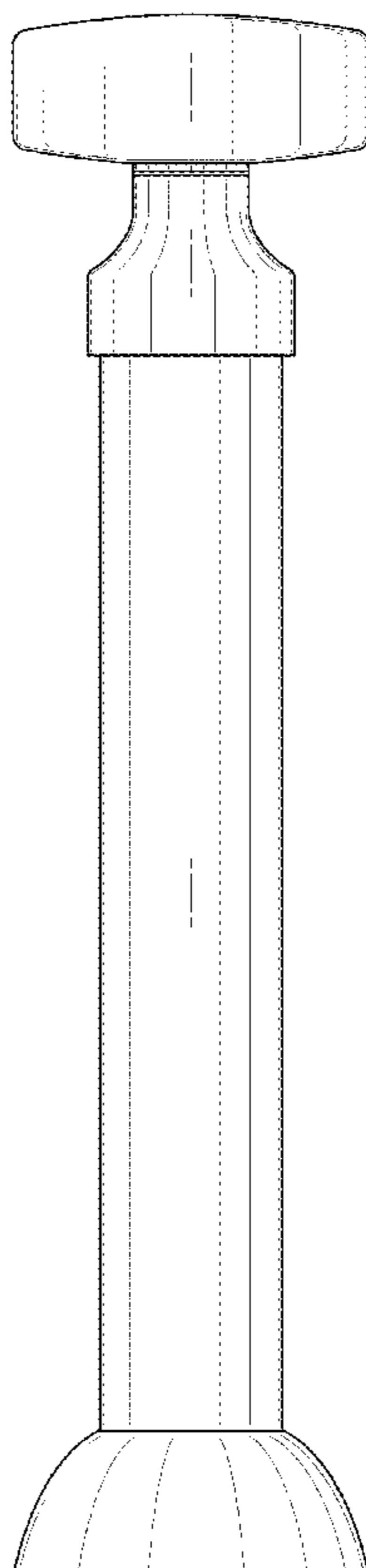
(57) **CLAIM**

The ornamental design for a pepper mill, as shown and described.

**DESCRIPTION**

FIG. 1 is a top plan view of the pepper mill showing my new design;  
FIG. 2 is a front elevated view of the pepper mill according to FIG. 1;  
FIG. 3 is a side elevational view of the pepper mill according to FIG. 1; and,  
FIG. 4 is a rear elevational view of the pepper mill according to FIG. 1.  
The non-illustrated bottom face of the pepper mill forms no part of the claimed design.

**1 Claim, 4 Drawing Sheets**



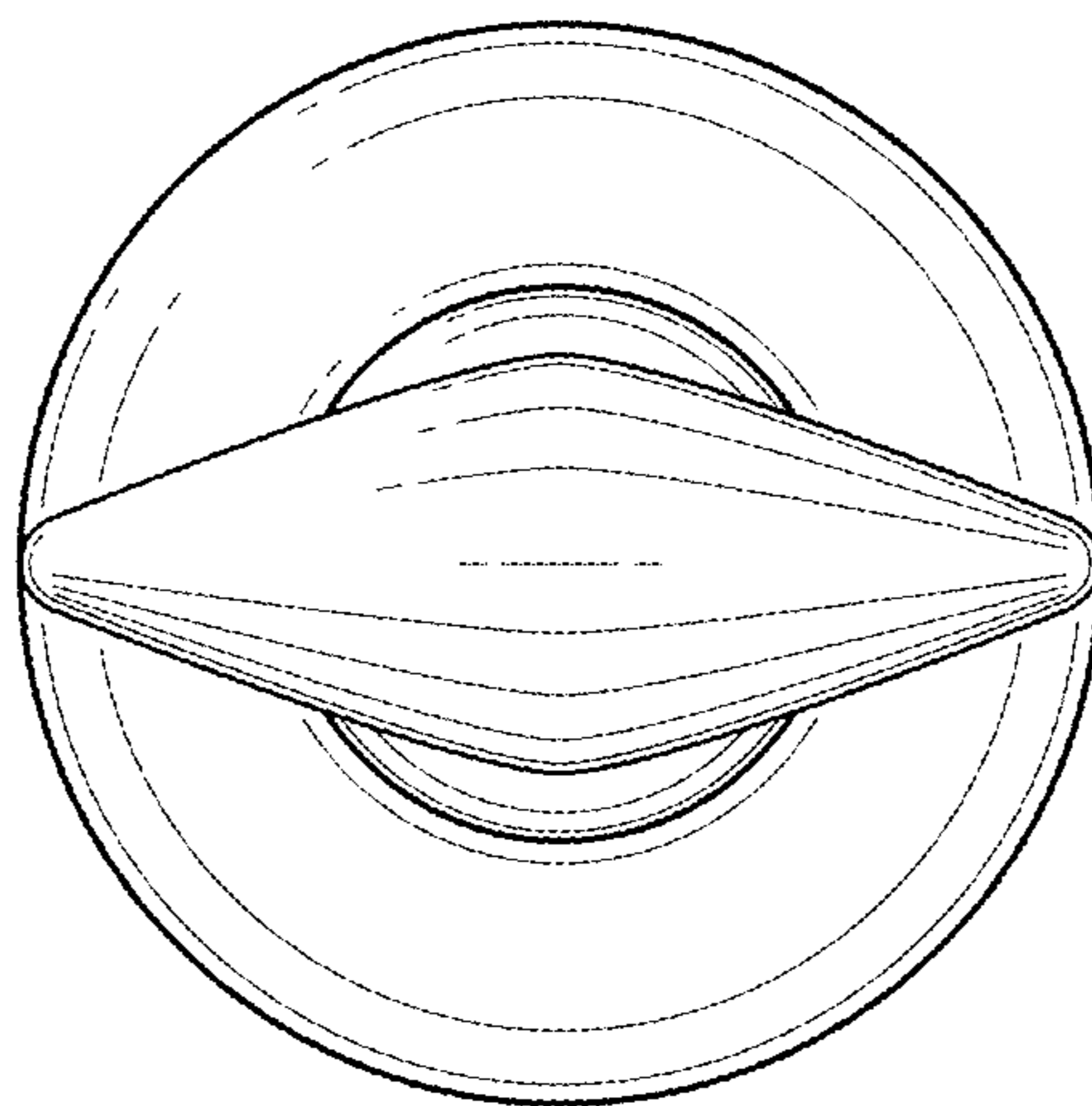


FIG. 1

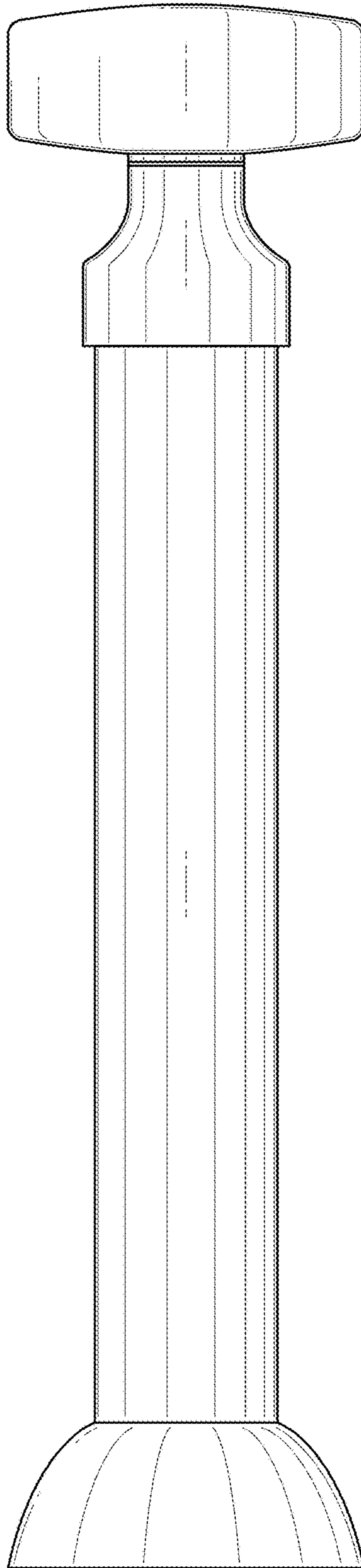


FIG. 2

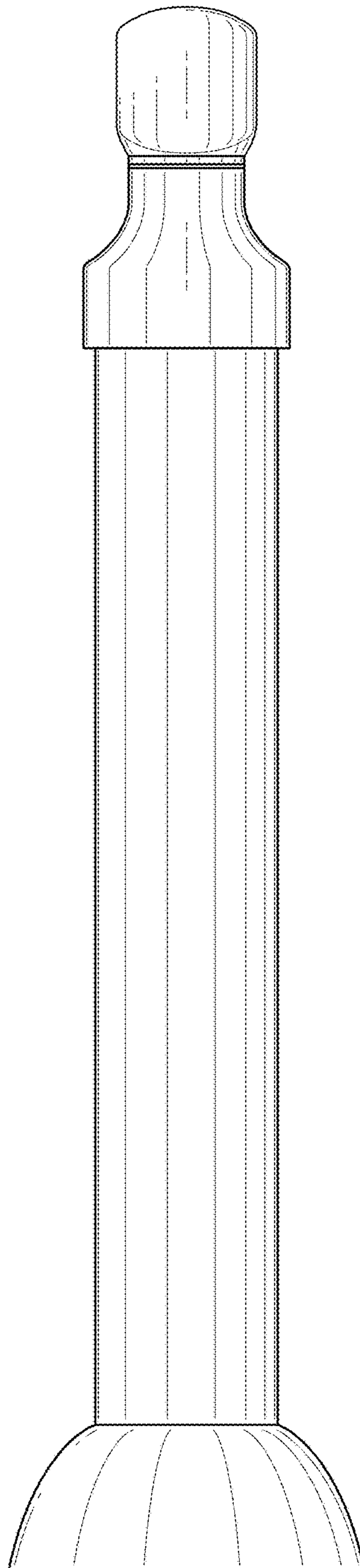


FIG. 3

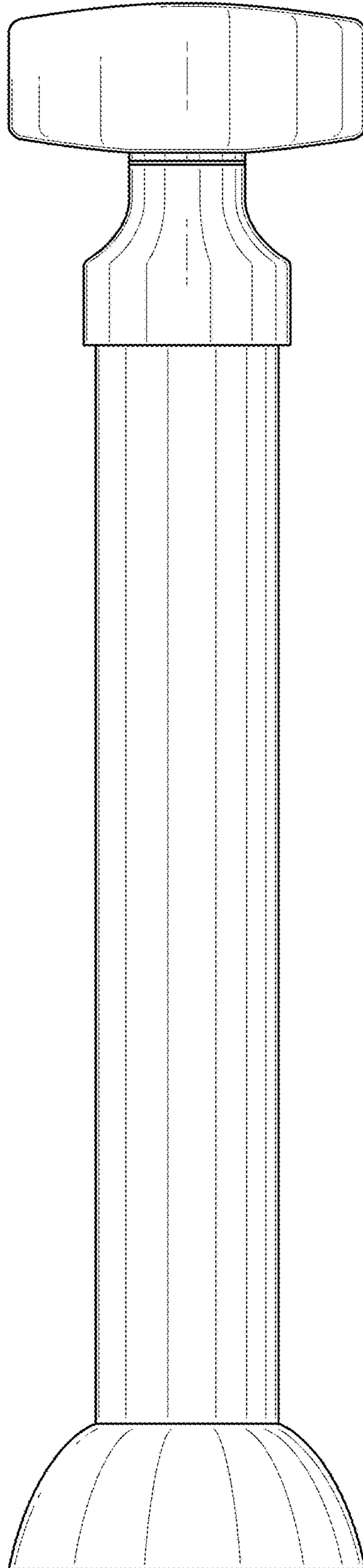


FIG. 4