



US00D819407S

(12) **United States Design Patent**
Hutchinson

(10) **Patent No.:** **US D819,407 S**

(45) **Date of Patent:** **** Jun. 5, 2018**

- (54) **TRAY WITH LID**
- (71) Applicant: **Lourdes Hutchinson**, Sylmar, CA (US)
- (72) Inventor: **Lourdes Hutchinson**, Sylmar, CA (US)
- (**) Term: **15 Years**
- (21) Appl. No.: **29/543,839**
- (22) Filed: **Oct. 28, 2015**
- (51) **LOC (11) Cl.** **07-01**
- (52) **U.S. Cl.**
USPC **D7/542**
- (58) **Field of Classification Search**
USPC D7/549, 543, 538, 505, 542, 545, 554.2,
D7/555, 602, 609, 540, 541, 603, 587,
D7/391, 570, 550.1, 554.3; D9/426, 737,
D9/761; 220/326
CPC A47J 37/0611; A47J 36/08; A47J 27/18;
A47J 36/20; B65D 43/26; B65D 43/0249
See application file for complete search history.

D588,859 S *	3/2009	Simon	D7/354
D590,655 S *	4/2009	Freeman	D7/354
D634,164 S *	3/2011	Coursey	D7/542
D646,128 S *	10/2011	Cetti	D7/629
D656,789 S *	4/2012	Locke	D7/541
D663,570 S *	7/2012	Sarnoff	D7/354
D668,536 S *	10/2012	Sanfilippo	D9/423
D684,466 S *	6/2013	Wichmann	D9/426
D689,733 S *	9/2013	Parr	D7/354
9,510,699 B1 *	12/2016	Miller	A47G 19/12
2004/0144781 A1 *	7/2004	Dees	B65D 11/188
				220/4.24
2007/0007298 A1 *	1/2007	Tucker	B65D 43/0206
				220/791
2010/0038274 A1 *	2/2010	Segal	B65D 43/168
				206/505

* cited by examiner

Primary Examiner — Cynthia Underwood
(74) *Attorney, Agent, or Firm* — Ruth Eure

(57) **CLAIM**

The ornamental design for a tray with lid, as shown and described.

(56) **References Cited**


U.S. PATENT DOCUMENTS

D319,165 S *	8/1991	Gecchelin	D7/542
D350,880 S *	9/1994	VanValkenburg	D7/542
D372,174 S *	7/1996	Arduini	D7/542
D408,222 S *	4/1999	Carter	D7/541
D475,620 S *	6/2003	Chen	D9/425
D482,573 S *	11/2003	Miller	D7/538
D551,492 S *	9/2007	Schuler	D7/354
D581,204 S *	11/2008	Simon	D7/354
D583,615 S *	12/2008	Simon	D7/354

DESCRIPTION

FIG. 1 is a front view of a tray with lid;
FIG. 2 is a rear view of a tray with lid;
FIG. 3 is a right side view thereof;
FIG. 4 is a left side view thereof;
FIG. 5 is a top view thereof;
FIG. 6 is a bottom view thereof; and,
FIG. 7 is a perspective view thereof.

1 Claim, 7 Drawing Sheets






Fig. 1




Fig. 2

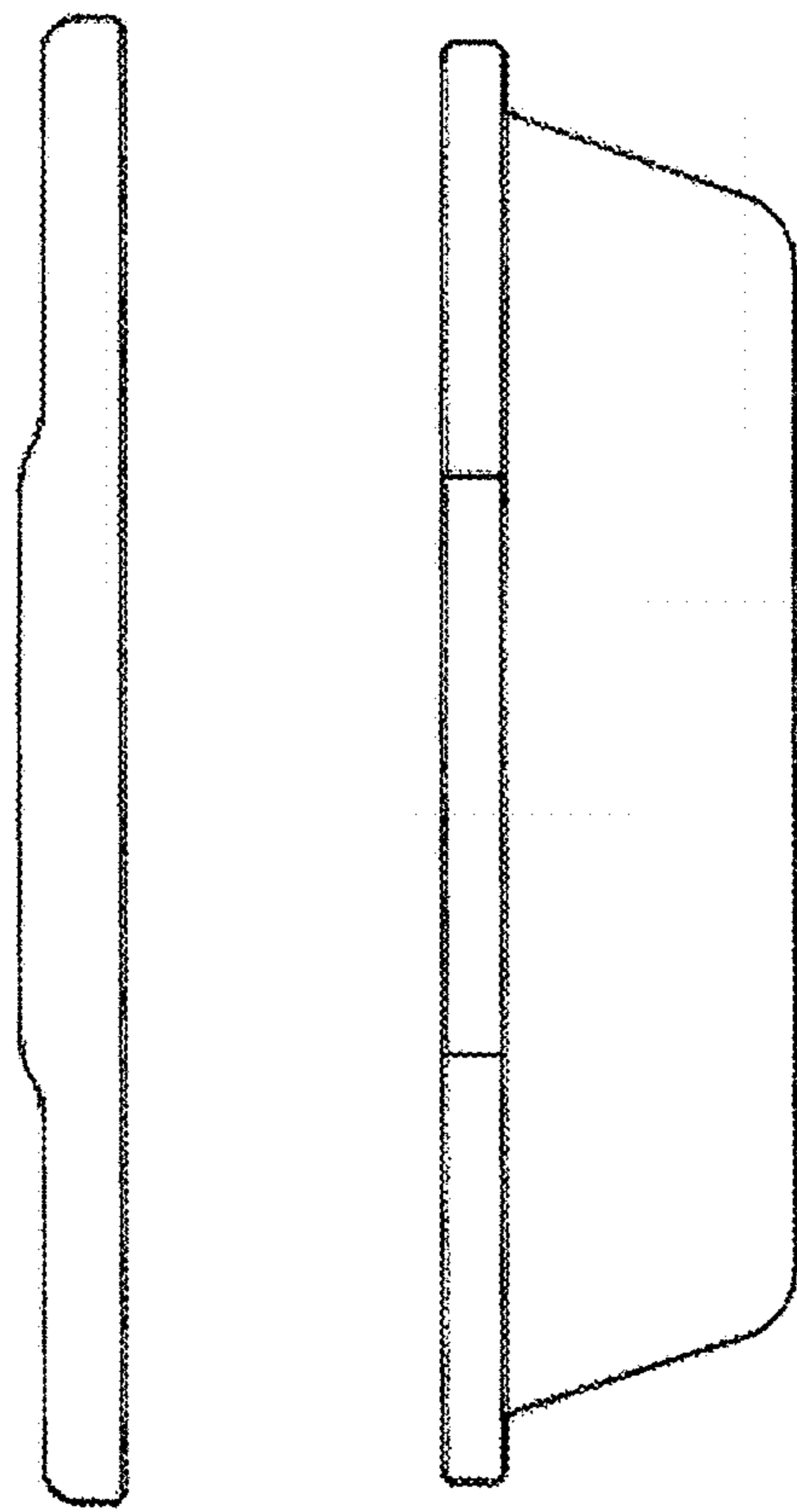


Fig. 3

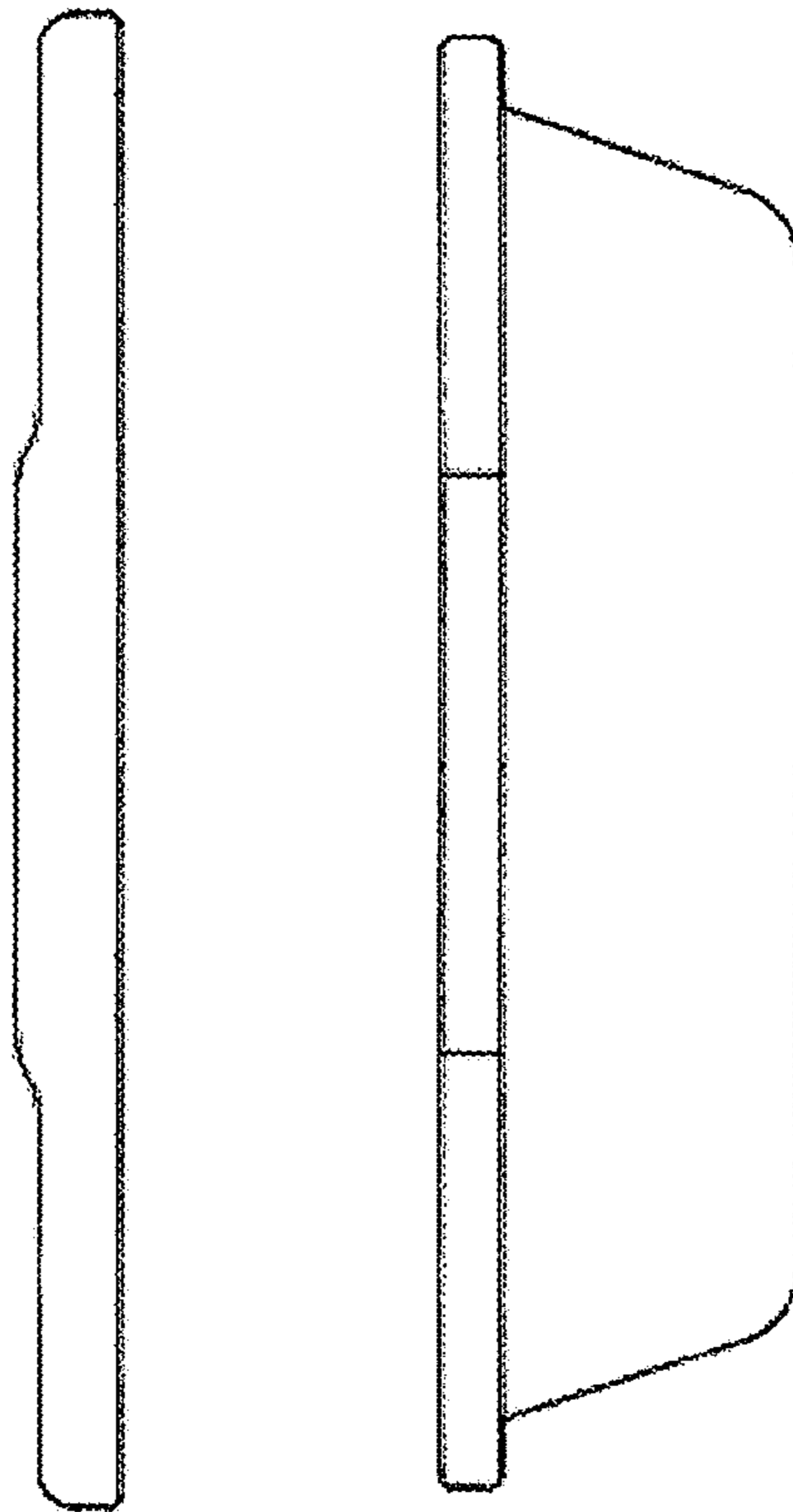


Fig. 4

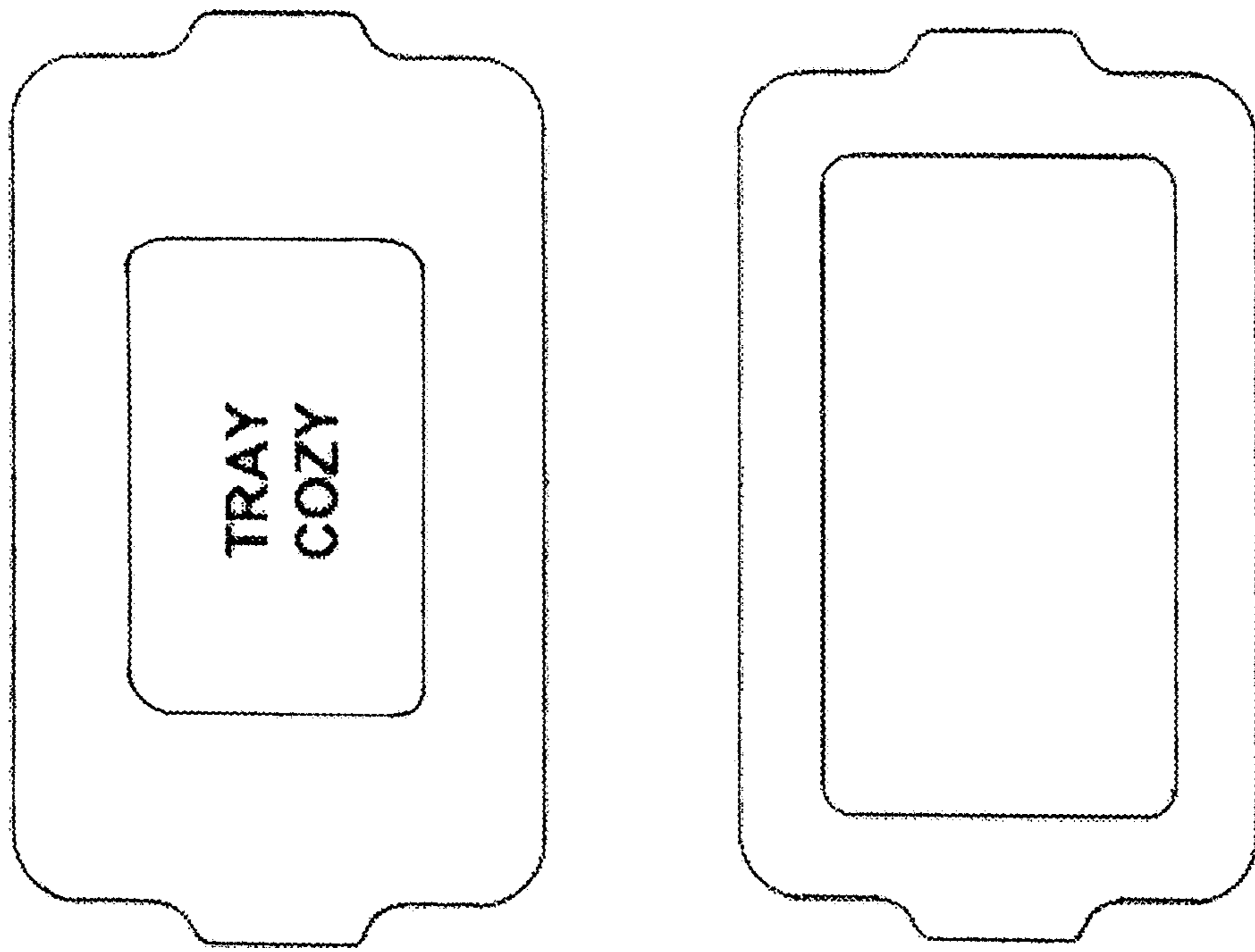


Fig. 5

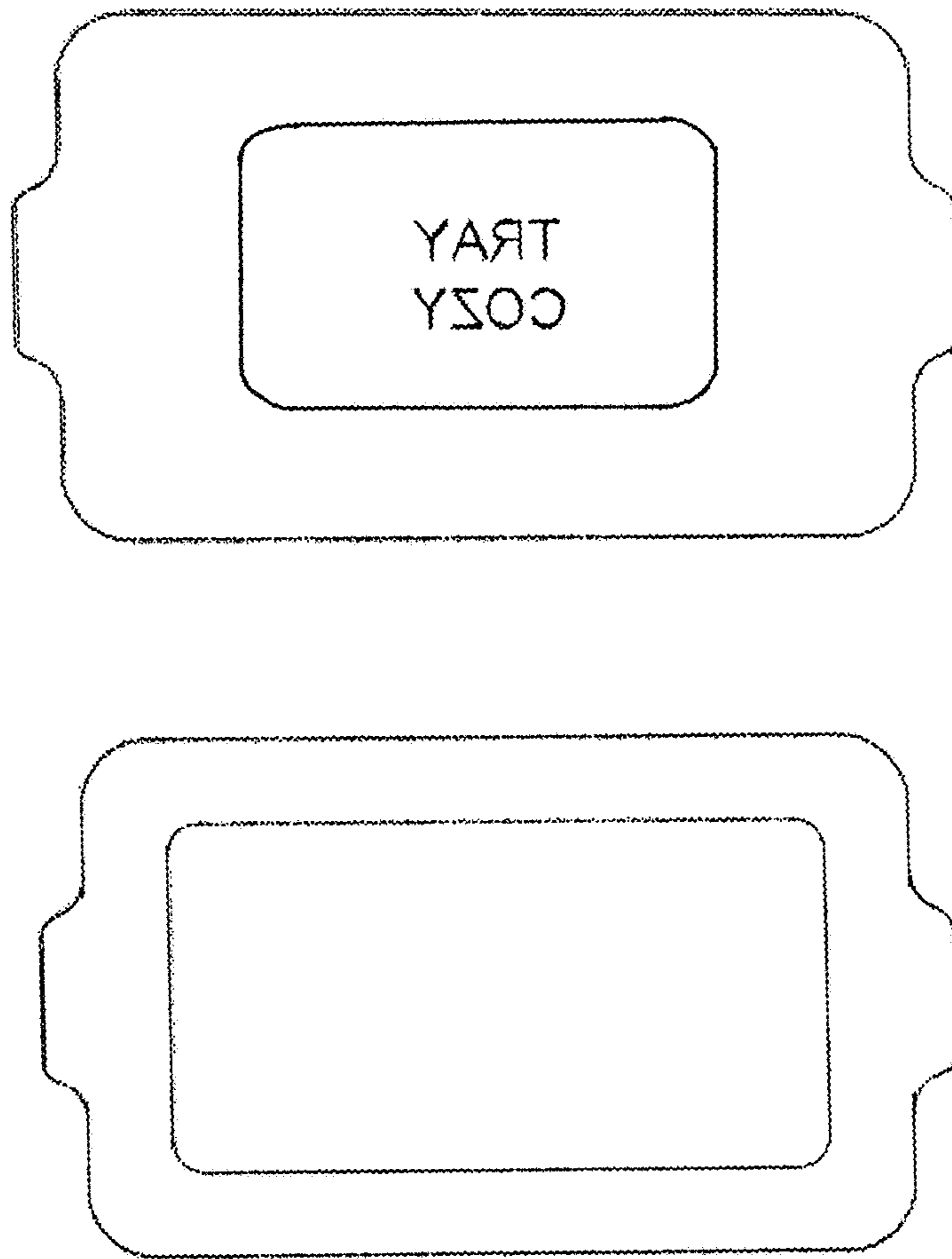


Fig. 6




Fig. 7