



US00D819405S

(12) **United States Design Patent**
Li

(10) **Patent No.:** **US D819,405 S**

(45) **Date of Patent:** **** Jun. 5, 2018**

(54) **CUP**

(71) Applicant: **IMMANUEL INDUSTRIAL CO., LTD.**, Tainan (TW)

(72) Inventor: **Kun-Yi Li**, Tainan (TW)

(73) Assignee: **Immanuel Industrial Co., Ltd.**, Tainan (TW)

(**) Term: **15 Years**

(21) Appl. No.: **29/580,548**

(22) Filed: **Oct. 11, 2016**

(30) **Foreign Application Priority Data**

Jun. 2, 2016 (EM) 003167626-0002

(51) **LOC (11) Cl.** **07-01**

(52) **U.S. Cl.**
USPC **D7/531; D7/523**

(58) **Field of Classification Search**
USPC D7/507, 509, 510, 511, 523, 529, 530,
D7/531, 532, 533, 536, 300.1, 300.2;
220/592.16, 592.17, 495.03; D9/503, 504
CPC A47G 19/22; A47G 19/2205; A47G 19/02;
A47G 19/00; A47J 43/27
See application file for complete search history.

(56) **References Cited**

U.S. PATENT DOCUMENTS

- D54,081 S * 11/1919 Graham D11/152
- D192,435 S * 3/1962 Goodman D7/531
- 3,194,468 A * 7/1965 Baron B65D 1/265
220/675
- D288,647 S * 3/1987 Durand D7/531
- D296,742 S * 7/1988 Durand D7/531
- D335,729 S * 5/1993 Brusing D34/1
- D338,302 S * 8/1993 Shafer D34/1

- D386,963 S * 12/1997 Hsu D28/76
- D390,417 S * 2/1998 Hsu D7/509
- D398,649 S * 9/1998 Ricci D19/77
- D455,049 S * 4/2002 Kell D7/531
- D457,389 S * 5/2002 Snell D7/396.2
- D482,465 S * 11/2003 Slomowitz D26/11
- D493,668 S * 8/2004 Hsu D7/523
- D494,815 S * 8/2004 Bodum D7/510
- D522,805 S * 6/2006 Cheng D7/396.2
- D573,390 S * 7/2008 Ablo D7/300
- D578,350 S * 10/2008 Eide D7/509
- D589,297 S * 3/2009 Zollweg D11/154
- D595,090 S * 6/2009 Benson D7/509
- D621,221 S * 8/2010 Henry D7/531
- D719,407 S * 12/2014 Liming D7/523
- D721,542 S * 1/2015 Liming D7/523
- D734,206 S * 7/2015 Thuma D11/153
- D740,073 S * 10/2015 Zorovich D7/507
- D742,176 S * 11/2015 Thun D7/509
- D743,208 S * 11/2015 Thun D7/509

(Continued)

Primary Examiner — Marianne Pandozzi

Assistant Examiner — Jae Liang

(74) *Attorney, Agent, or Firm* — Rosenberg, Klein & Lee


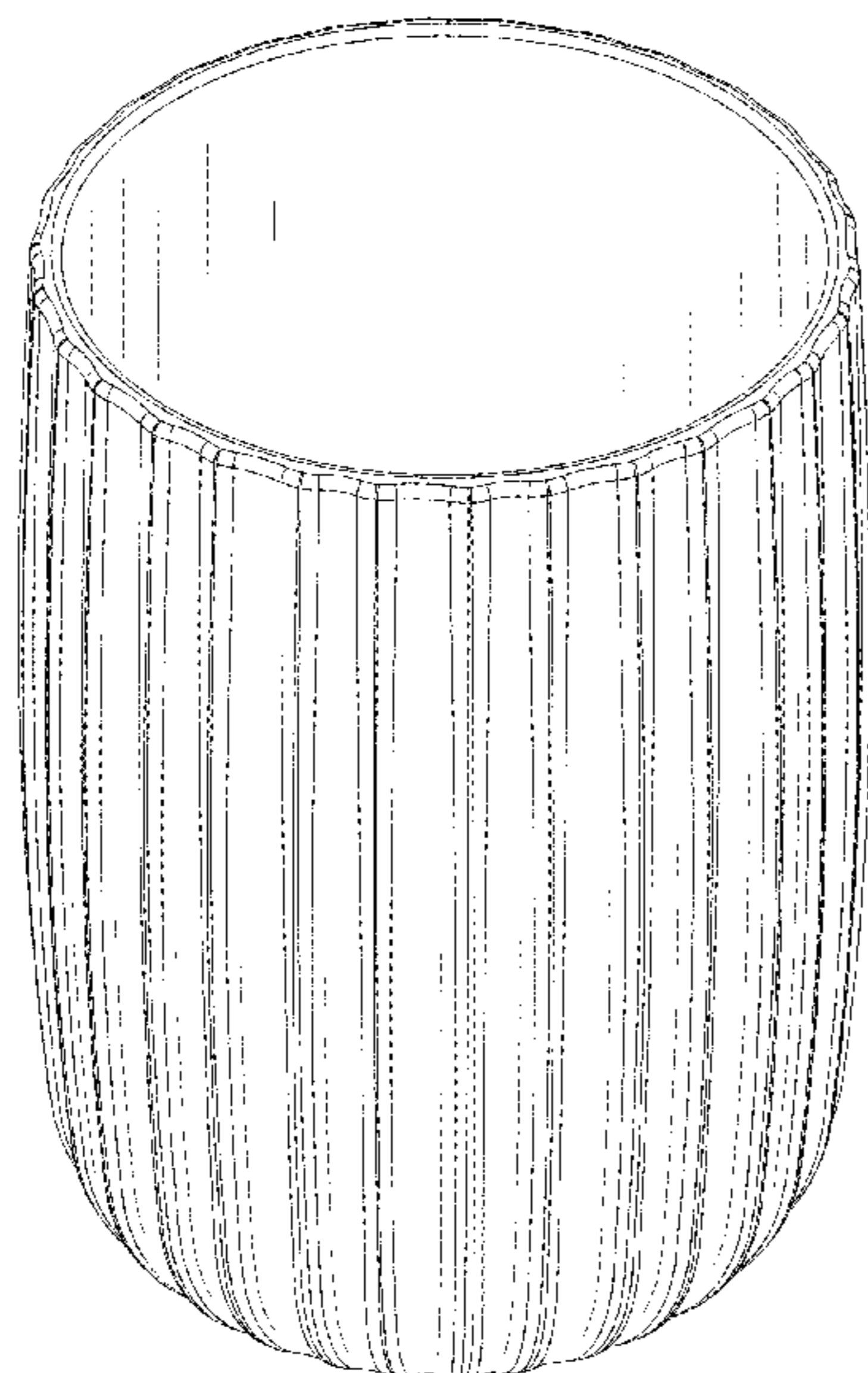
(57) **CLAIM**

The ornamental design for a cup, as shown and described.

DESCRIPTION

FIG. 1 is a perspective view of a cup showing my new design for a cup;
 FIG. 2 is a front view thereof;
 FIG. 3 is a rear view thereof;
 FIG. 4 is a left side view thereof;
 FIG. 5 is a right side view thereof;
 FIG. 6 is a top plan view thereof;
 FIG. 7 is a bottom plan view thereof; and,
 FIG. 8 is a bottom perspective view thereof.
 The broken lines in the drawings depict portions of the cup that form no part of the claimed design.

1 Claim, 7 Drawing Sheets



(56)

References Cited

U.S. PATENT DOCUMENTS

D744,284 S * 12/2015 Thun D7/509
D782,150 S * 3/2017 Briganti D1/122
2007/0284426 A1* 12/2007 Lo B65D 81/3869
229/403
2009/0277812 A1* 11/2009 Driscoll A47G 19/23
206/499

* cited by examiner

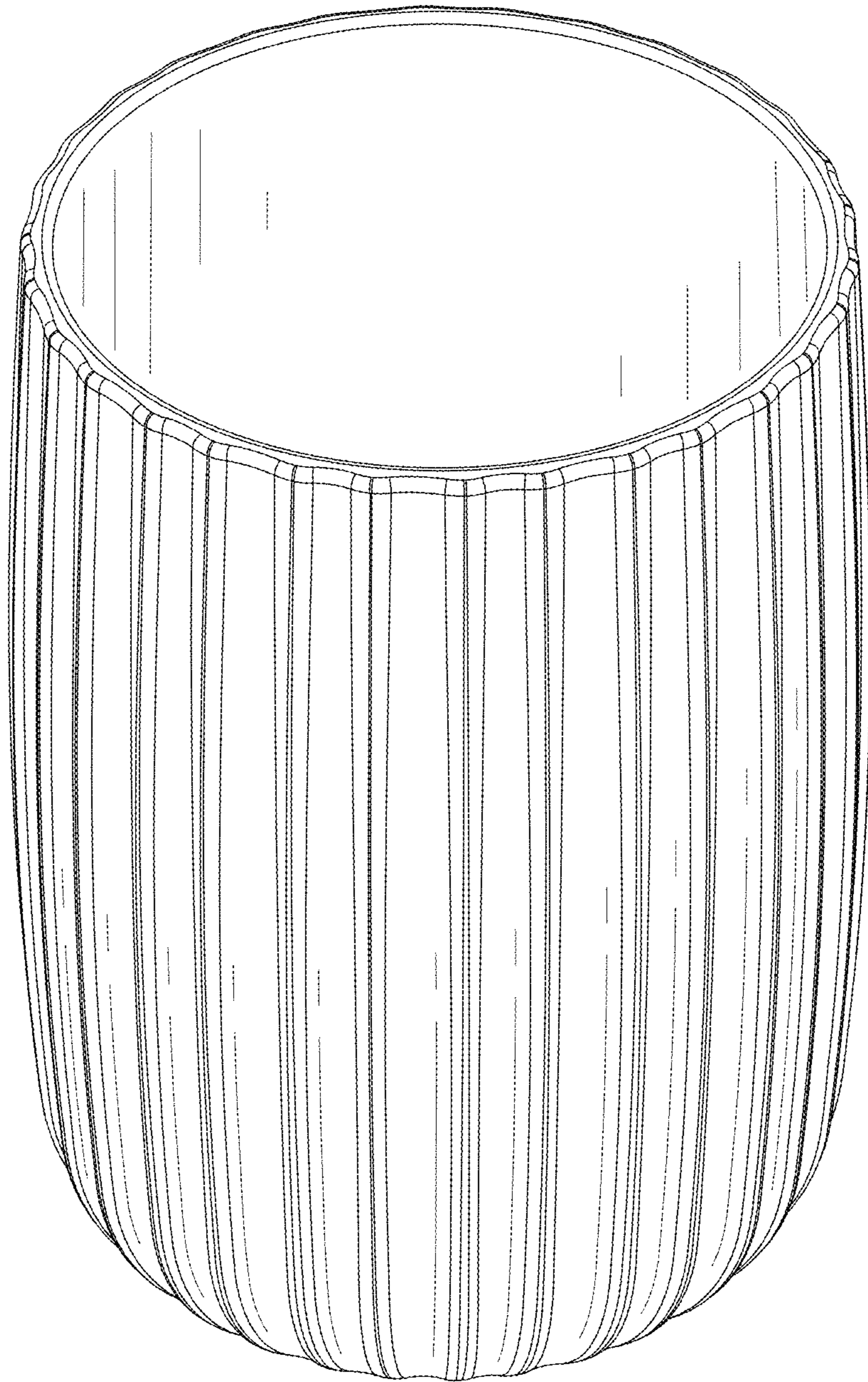


FIG. 1




FIG. 2




FIG. 3




FIG . 4




FIG. 5

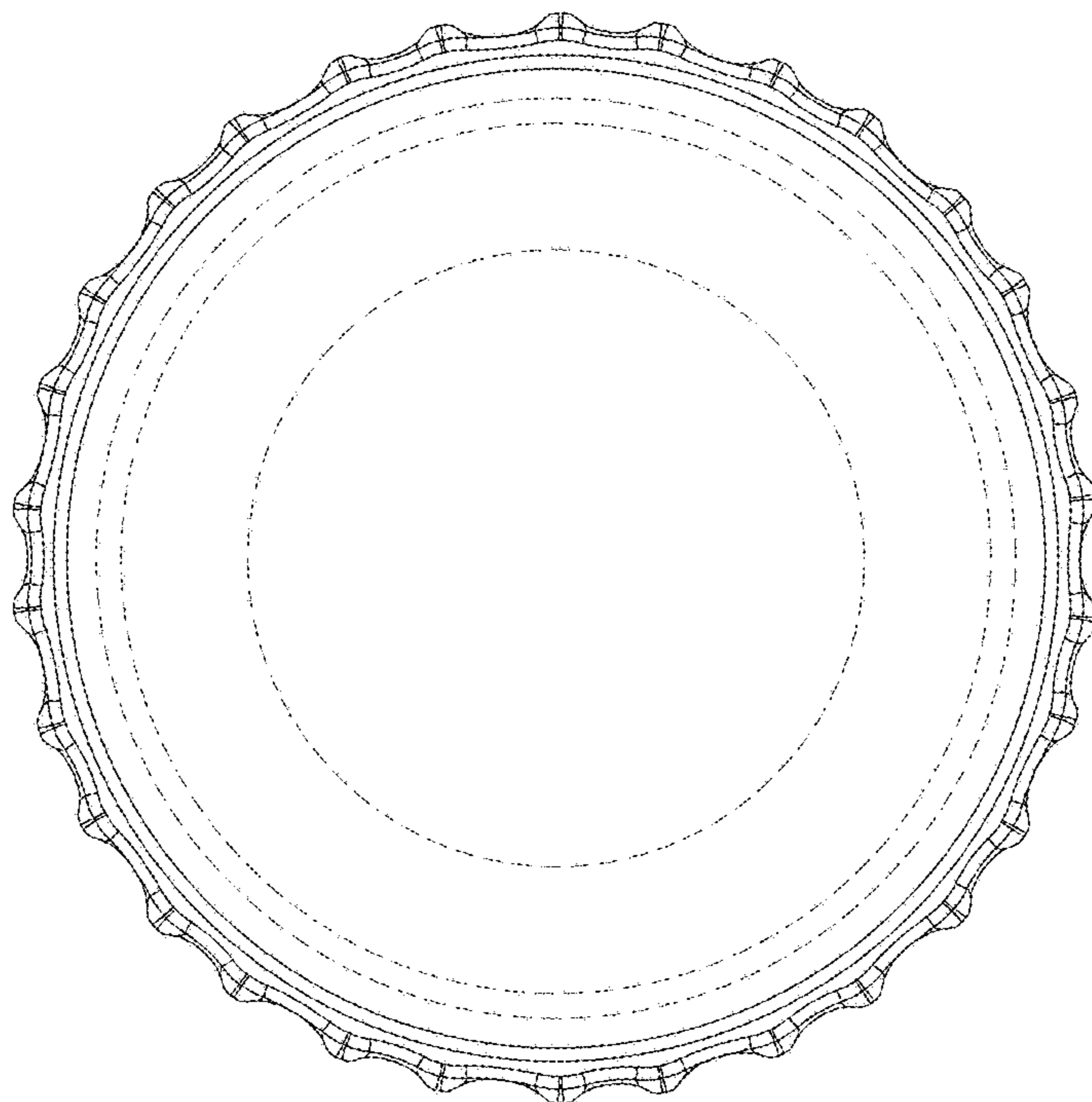


FIG. 6

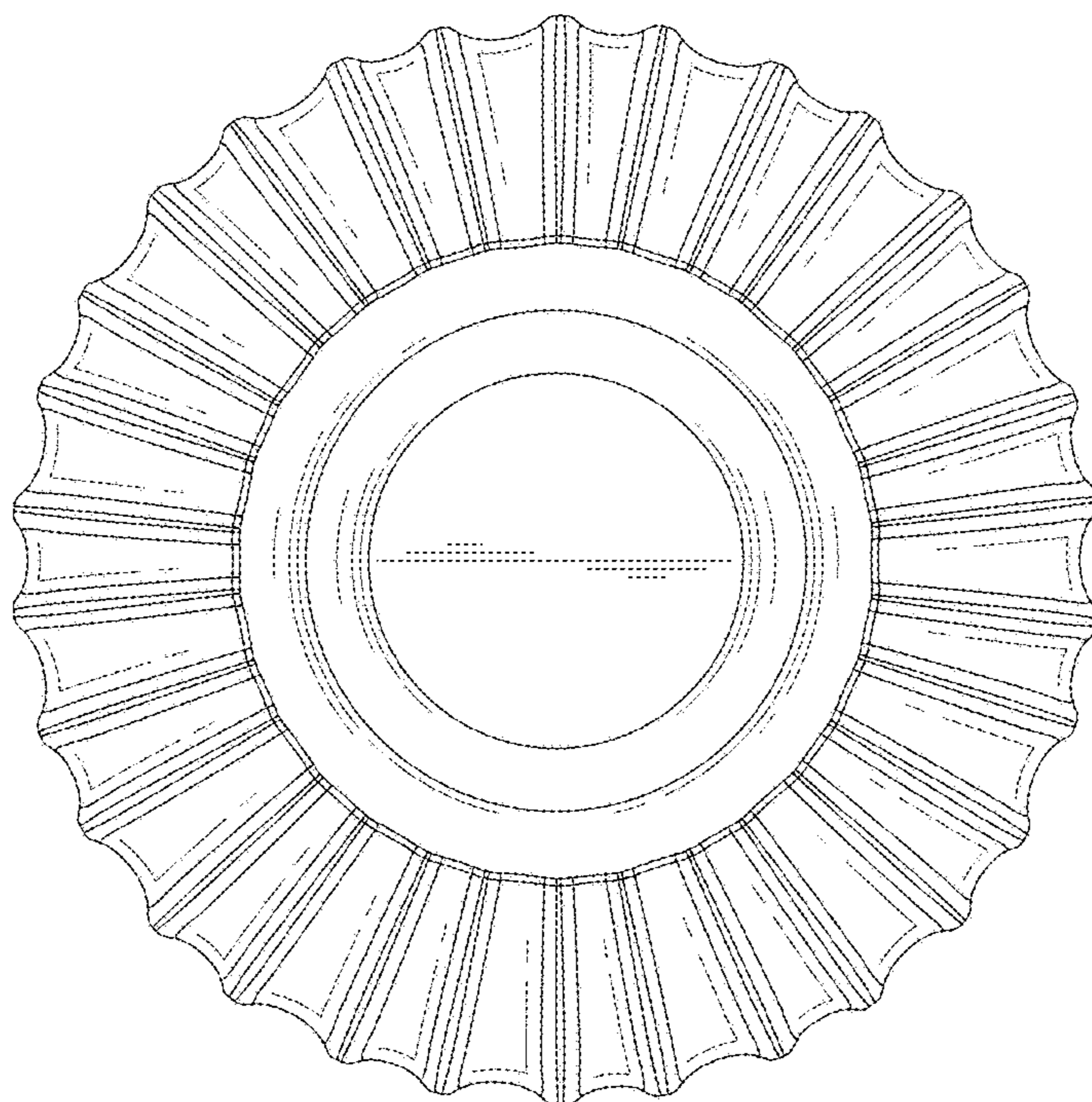


FIG. 7

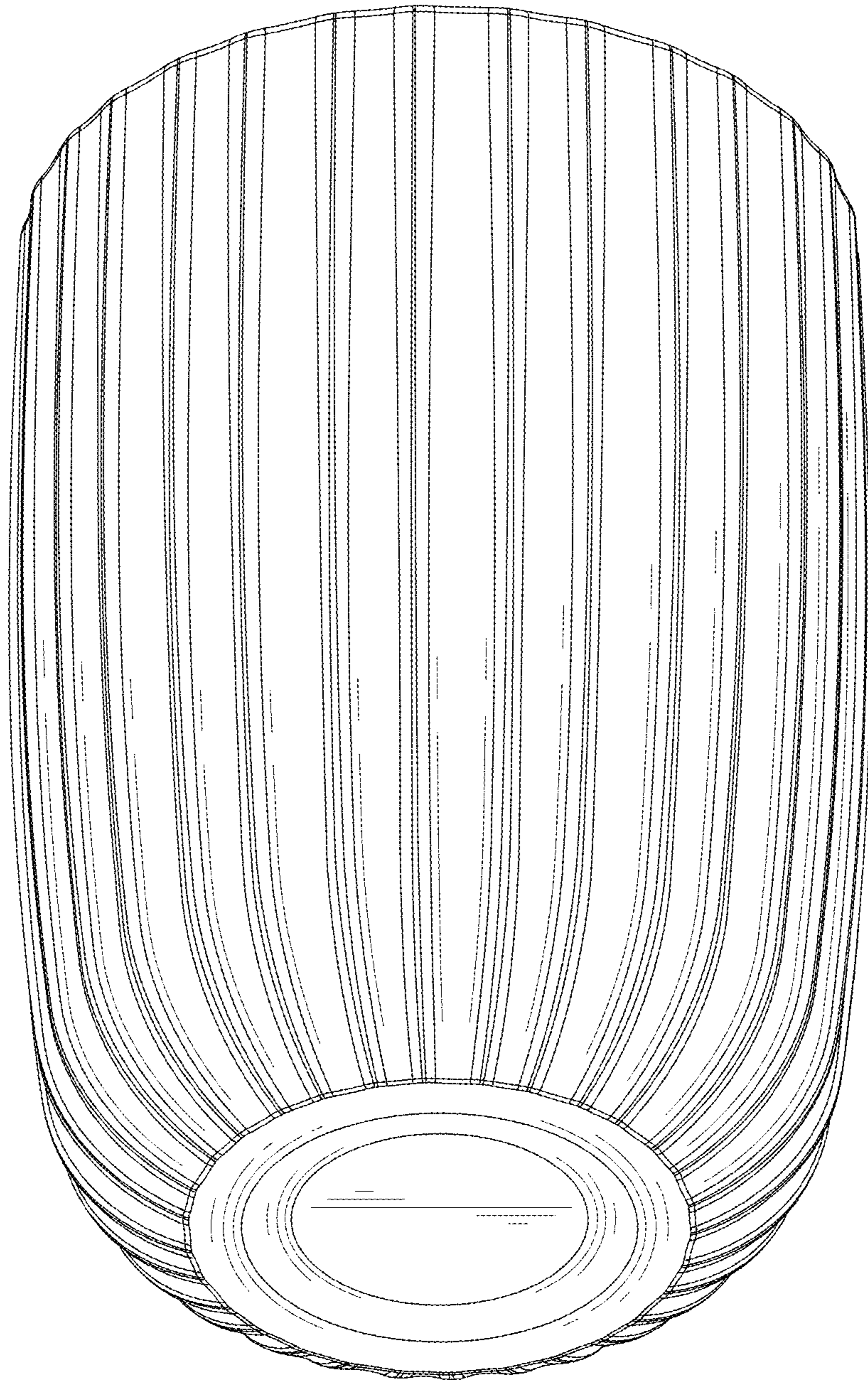


FIG. 8