



US00D819366S

(12) **United States Design Patent**
Rozsa

(10) **Patent No.:** **US D819,366 S**

(45) **Date of Patent:** **** Jun. 5, 2018**

(54) **DUVET COVER**

A47G 9/08; A47G 2009/0276; A47G
9/0284; A47G 9/0292; A47G 9/04

(71) Applicant: **Maria Rozsa**, Saint Clair, MI (US)

See application file for complete search history.

(72) Inventor: **Maria Rozsa**, Saint Clair, MI (US)

(56) **References Cited**

(**) Term: **15 Years**

U.S. PATENT DOCUMENTS

(21) Appl. No.: **29/609,615**

D318,440 S *	7/1991	Williams	D11/133
D342,181 S *	12/1993	White	D6/595
D473,413 S *	4/2003	Huang	D6/601
D479,937 S *	9/2003	Harrelson	D6/601
D516,854 S *	3/2006	Emoff	D6/599
D702,059 S *	4/2014	Farace	D6/601
D709,304 S *	7/2014	Morin	D6/608
D790,251 S *	6/2017	Stokes	D6/597

(22) Filed: **Jul. 3, 2017**

(51) **LOC (11) Cl.** **06-09**

(52) **U.S. Cl.**
USPC **D6/597**

(58) **Field of Classification Search**

* cited by examiner

USPC D6/333, 349, 355, 375, 388, 512, 563,
D6/564, 611, 707, 715, 716, 716.1,
D6/582-583, 587-592, 595-609,
D6/617-622; D24/183-185, 234, 178,
D24/180, 181, 189; D21/803, 804, 805,
D21/809, 599; 5/401, 420, 600, 630,
5/631, 632, 633, 635, 636, 638, 639, 646,
5/652, 652.1, 655, 703, 730; 297/1, 2, 4,
297/93, 180.11, 195.1, 195.11, 195.13,
297/393, 397, 452.12, 452.14, 452.15,
297/452.21, 452.24, 452.26, 452.48,
297/452.62, 482; D2/719, 725, 734, 741
CPC A47G 9/10; A47G 9/1009; A47G 9/1027;
A47G 9/1045; A47G 9/1063; A47G
9/1072; A47G 9/1081; A47G 9/00; A47G
2009/001; A47G 2009/002; A47G
2009/003; A47G 2009/005; A47G
2009/006; A47G 9/02; A47G 9/0207;
A47G 9/0215; A47G 9/0223; A47G
9/023; A47G 9/0238; A47G 9/0246;
A47G 9/0253; A47G 9/0261; A47G 9/06;
A47G 9/062; A47G 9/066; A47G 9/068;

Primary Examiner — Michelle E Wilson

Assistant Examiner — Sanjeev Paul

(74) *Attorney, Agent, or Firm* — Aaron R. Cramer;
Cramer Patent & Design, PLLC


(57) **CLAIM**

The ornamental design for a duvet cover, as shown and described.

DESCRIPTION

FIG. 1 is a perspective top front right view of a duvet cover, showing my new design;
FIG. 2 is a perspective top rear left view thereof;
FIG. 3 is a front elevation view thereof;
FIG. 4 is a rear elevation view thereof;
FIG. 5 is a left elevation view thereof;
FIG. 6 is a right elevation view thereof;
FIG. 7 is a top plan view thereof; and,
FIG. 8 is a bottom plan view thereof.

1 Claim, 6 Drawing Sheets






FIG. 1

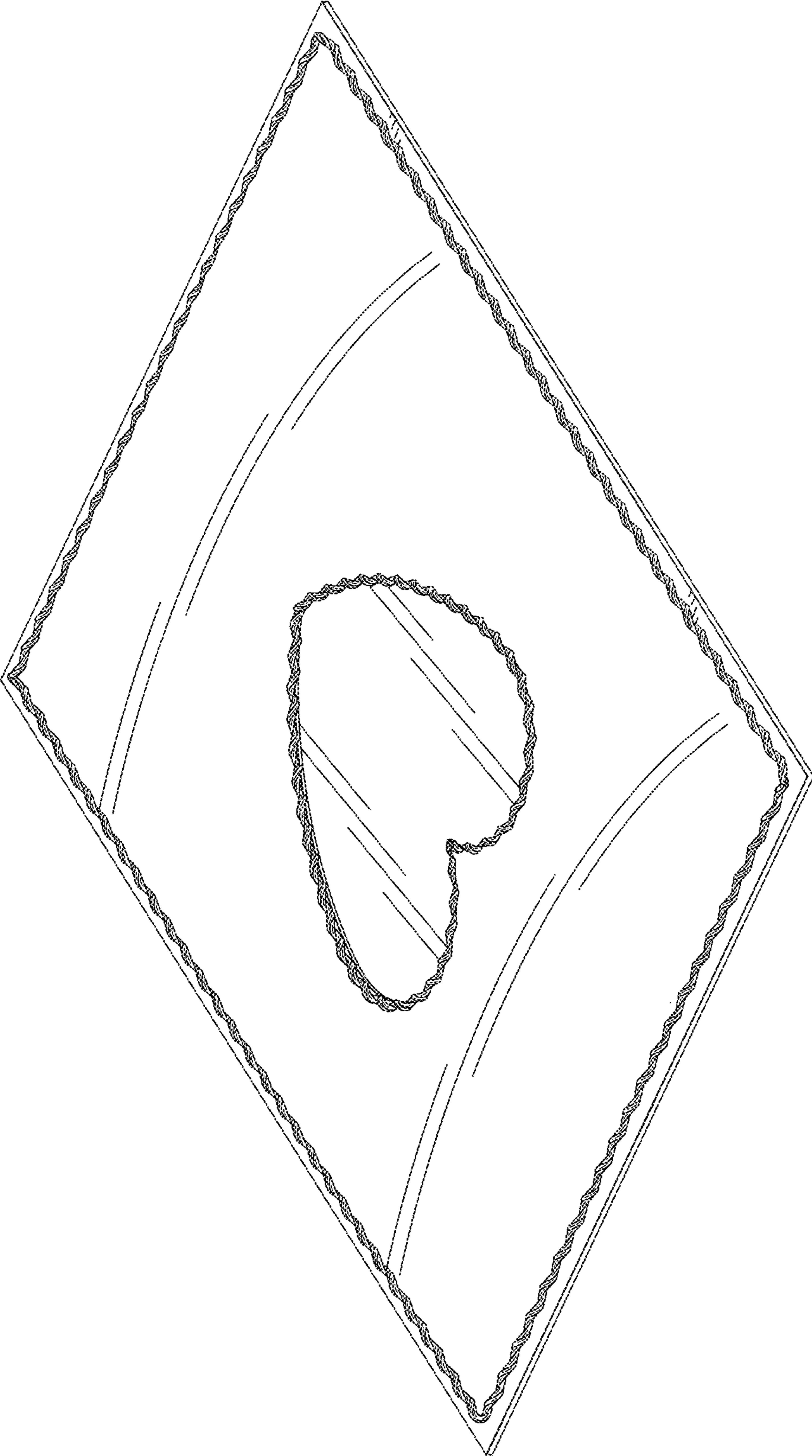


FIG. 2




FIG. 3



FIG. 4



FIG. 5



FIG. 6




FIG. 7




FIG. 8