



US00D819336S

(12) **United States Design Patent**  
**Zhou**

(10) **Patent No.:** **US D819,336 S**  
(45) **Date of Patent:** **\*\* Jun. 5, 2018**

(54) **HAIR COMB**

(71) Applicant: **DONGGUAN QUZHI APPLIANCE TECHNOLOGY CO., LTD.**,  
Dongguan (CN)

(72) Inventor: **Hong-Mei Zhou**, Zaoyang (CN)

(73) Assignee: **Dongguan Quzhi Appliance Technology Co., Ltd.**, Dongguan (CN)

(\*\*) Term: **15 Years**

(21) Appl. No.: **29/591,097**

(22) Filed: **Jan. 17, 2017**

(51) **LOC (11) Cl.** ..... **04-02**

(52) **U.S. Cl.**  
USPC ..... **D4/100**

(58) **Field of Classification Search**  
USPC ..... D4/100, 116, 117, 132, 135, 136, 138;  
D24/124, 125; D28/9, 13, 21, 63;  
132/120, 219  
CPC .... A46B 9/02; A46B 9/06; A46B 9/23; A46B  
9/28; A46B 9/005; A46B 5/00; A46B  
5/02; A46B 5/0029; A46B 5/0033; A46B  
2200/104; A46B 17/04; A46D 1/00;  
A46D 1/0238; A46D 1/0284  
See application file for complete search history.

(56) **References Cited**

**U.S. PATENT DOCUMENTS**

D609,857 S \* 2/2010 Schmitz ..... D28/15  
8,267,098 B2 \* 9/2012 Glucksmann ..... A45D 20/48  
132/136

D772,483 S \* 11/2016 Park ..... D28/35  
D776,345 S \* 1/2017 Tang ..... D28/13  
D795,595 S \* 8/2017 Exley ..... D4/121  
D804,188 S \* 12/2017 Du ..... D4/100  
2016/0360847 A1 \* 12/2016 He ..... A45D 2/002

**OTHER PUBLICATIONS**

Quzhi Ceramic Hair Straightener; retrieved from www.alibaba.com; [https://wholesaler.alibaba.com/product-detail/Best-hair-flat-iron-ceramic-fast\\_60625012335.html?spm=a2700.8304367.prewdfa4cf.7.f5b3395bu8mXW](https://wholesaler.alibaba.com/product-detail/Best-hair-flat-iron-ceramic-fast_60625012335.html?spm=a2700.8304367.prewdfa4cf.7.f5b3395bu8mXW); retrieved on Dec. 19, 2017. (Year: 2017).\*

\* cited by examiner

*Primary Examiner* — Wan Laymon

*Assistant Examiner* — Clint A Samuel

(74) *Attorney, Agent, or Firm* — Rosenberg, Klein & Lee

(57) **CLAIM**

The ornamental design for a hair comb, as shown and described.

**DESCRIPTION**

FIG. 1 is a perspective view of the hair comb showing my new design;  
FIG. 2 is a front elevational view thereof;  
FIG. 3 is a rear elevational view thereof;  
FIG. 4 is a left side elevational view thereof;  
FIG. 5 is a right side elevational view thereof;  
FIG. 6 is a top plan view thereof;  
FIG. 7 is a bottom plan view thereof; and,  
FIG. 8 is a further perspective view thereof.

**1 Claim, 8 Drawing Sheets**






FIG.1



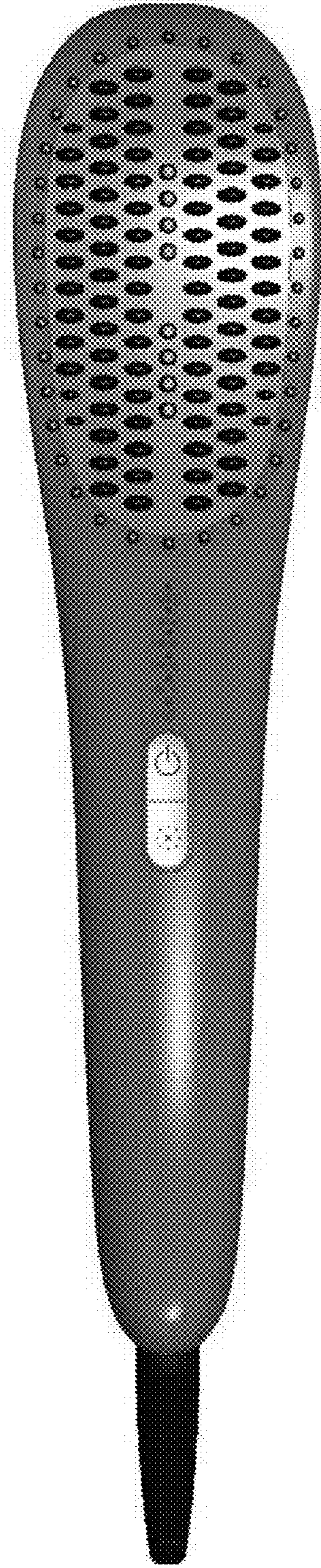


FIG.2

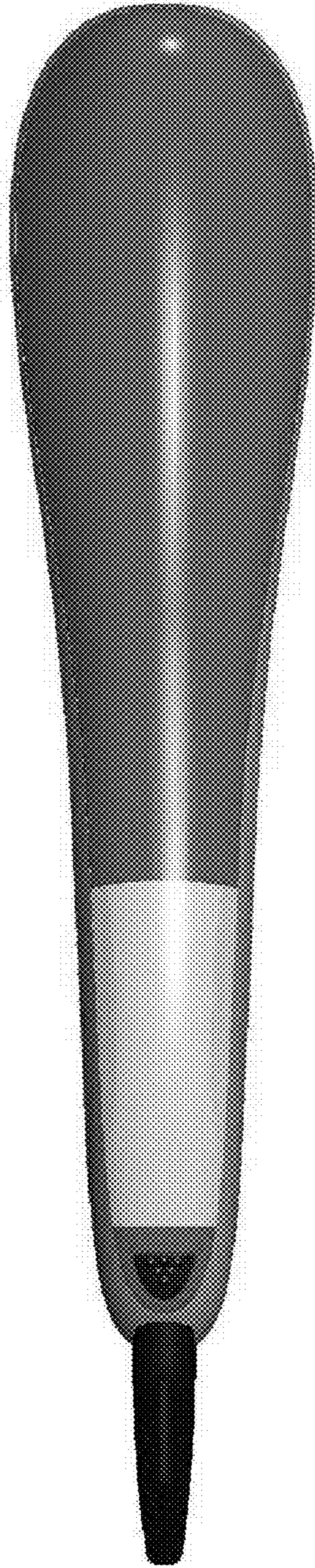


FIG.3






FIG.4




FIG.5




FIG.6



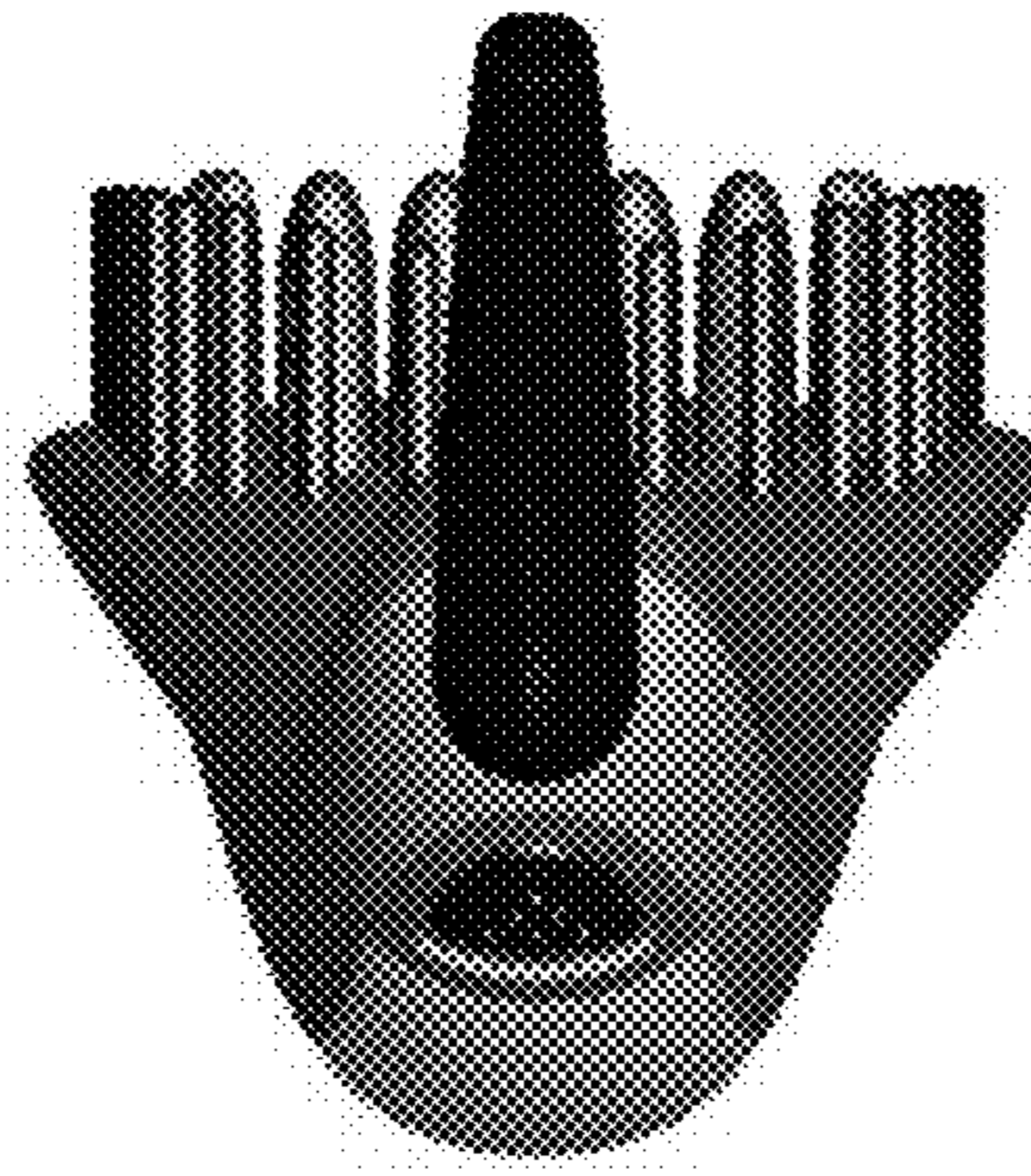


FIG.7





FIG.8