



US00D819320S

(12) **United States Design Patent**  
**Ledbetter**

(10) **Patent No.:** **US D819,320 S**  
(45) **Date of Patent:** **\*\* Jun. 5, 2018**

(54) **BOOT**

(71) Applicant: **LaCrosse Footwear, Inc.**, Portland, OR  
(US)

(72) Inventor: **Christopher Wayne Ledbetter**,  
Vancouver, WA (US)

(73) Assignee: **LaCrosse Footwear, Inc.**, Portland, OR  
(US)

(\*\*) Term: **15 Years**

(21) Appl. No.: **29/618,746**

(22) Filed: **Sep. 22, 2017**

**Related U.S. Application Data**

(63) Continuation of application No. 29/577,040, filed on  
Sep. 8, 2016, now Pat. No. Des. 799,171.

(51) **LOC (11) Cl.** ..... **02-04**

(52) **U.S. Cl.**  
USPC ..... **D2/970**

(58) **Field of Classification Search**  
USPC ..... D2/896-899, 900, 909-912, 943, 946,  
D2/969, 970, 972  
CPC .. A43B 5/06; A43B 5/00; A43B 23/00; A43B  
3/16; A43B 23/02  
See application file for complete search history.

(56) **References Cited**

**U.S. PATENT DOCUMENTS**

D204,658 S \* 5/1966 Wakeland ..... 36/136  
D401,401 S \* 11/1998 Brooks ..... D2/970

D407,196 S \* 3/1999 Brooks ..... D2/969  
D449,435 S \* 10/2001 Johnson ..... D2/909  
D686,816 S \* 7/2013 Lam ..... D2/912  
D703,420 S \* 4/2014 Truelsen ..... D2/912  
D704,422 S \* 5/2014 Truelsen ..... D2/912  
D707,427 S \* 6/2014 Barker ..... D2/911

\* cited by examiner

*Primary Examiner* — Holly H Baynham

*Assistant Examiner* — Rashida C. Walshon

(74) *Attorney, Agent, or Firm* — Perkins Coie LLP

(57) **CLAIM**

The ornamental design for the boot, as shown and described.

**DESCRIPTION**

FIG. 1 is an isometric view of a boot showing the new design.

FIG. 2 is a front elevational view thereof.

FIG. 3 is a rear elevational view thereof.

FIG. 4 is a right-side elevational view thereof.

FIG. 5 is a left-side elevational view thereof.

FIG. 6 is a top plan view thereof; and,

FIG. 7 is a bottom plan view thereof.

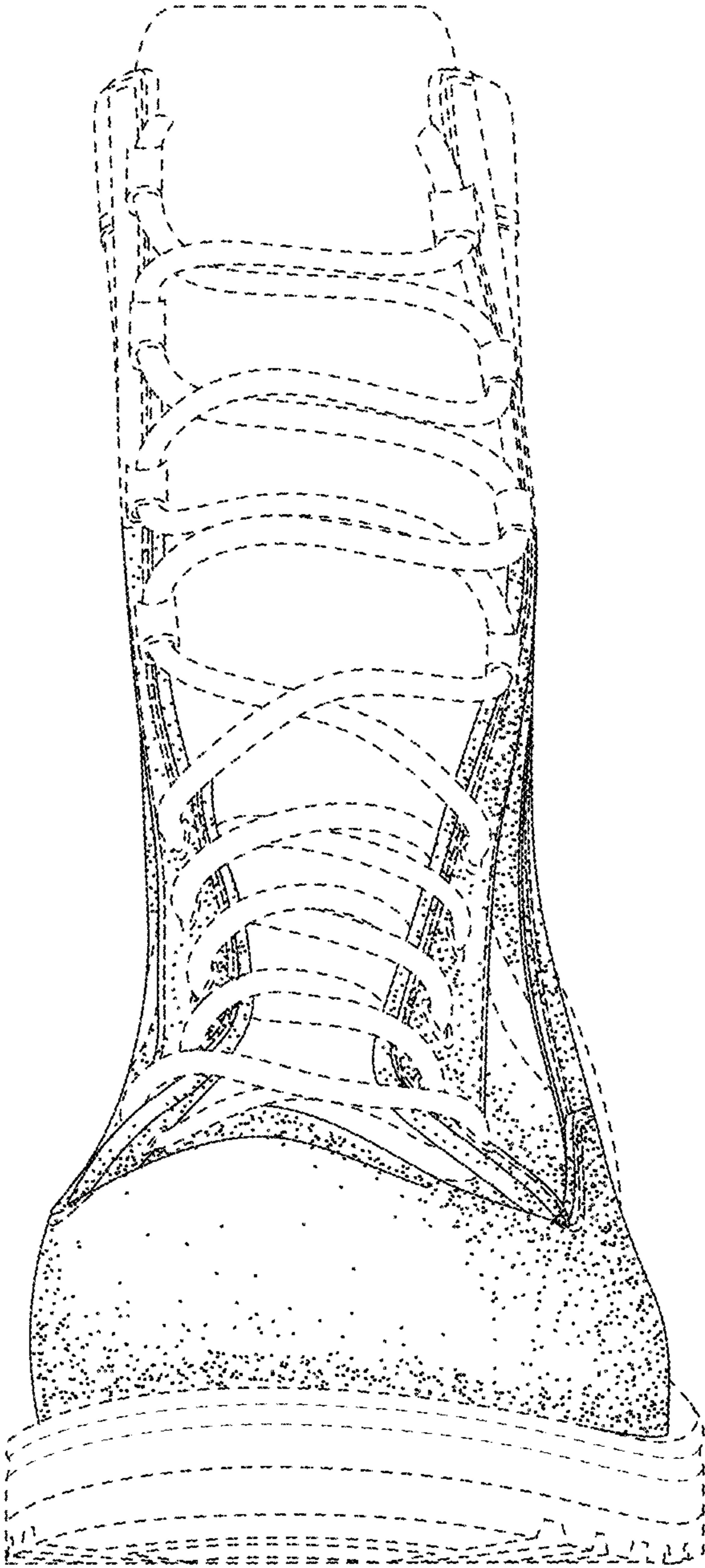
The dashed lines illustrate unclaimed portions of the boot. The dash dot dash lines immediately adjacent to the solid-line portions of the boot define the bounds of the claimed design and form no part thereof.

**1 Claim, 7 Drawing Sheets**

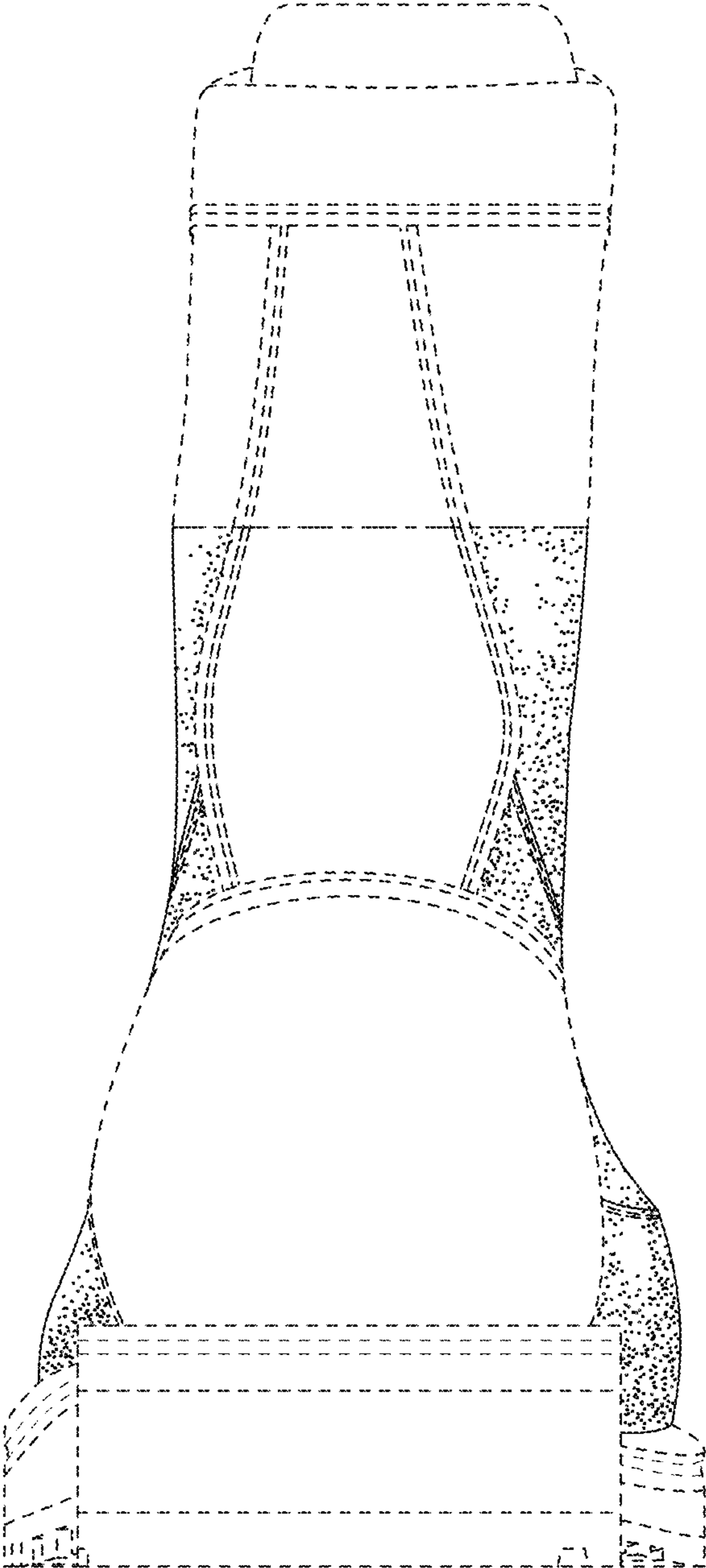




Fig. 1



*Fig. 2*



*Fig. 3*



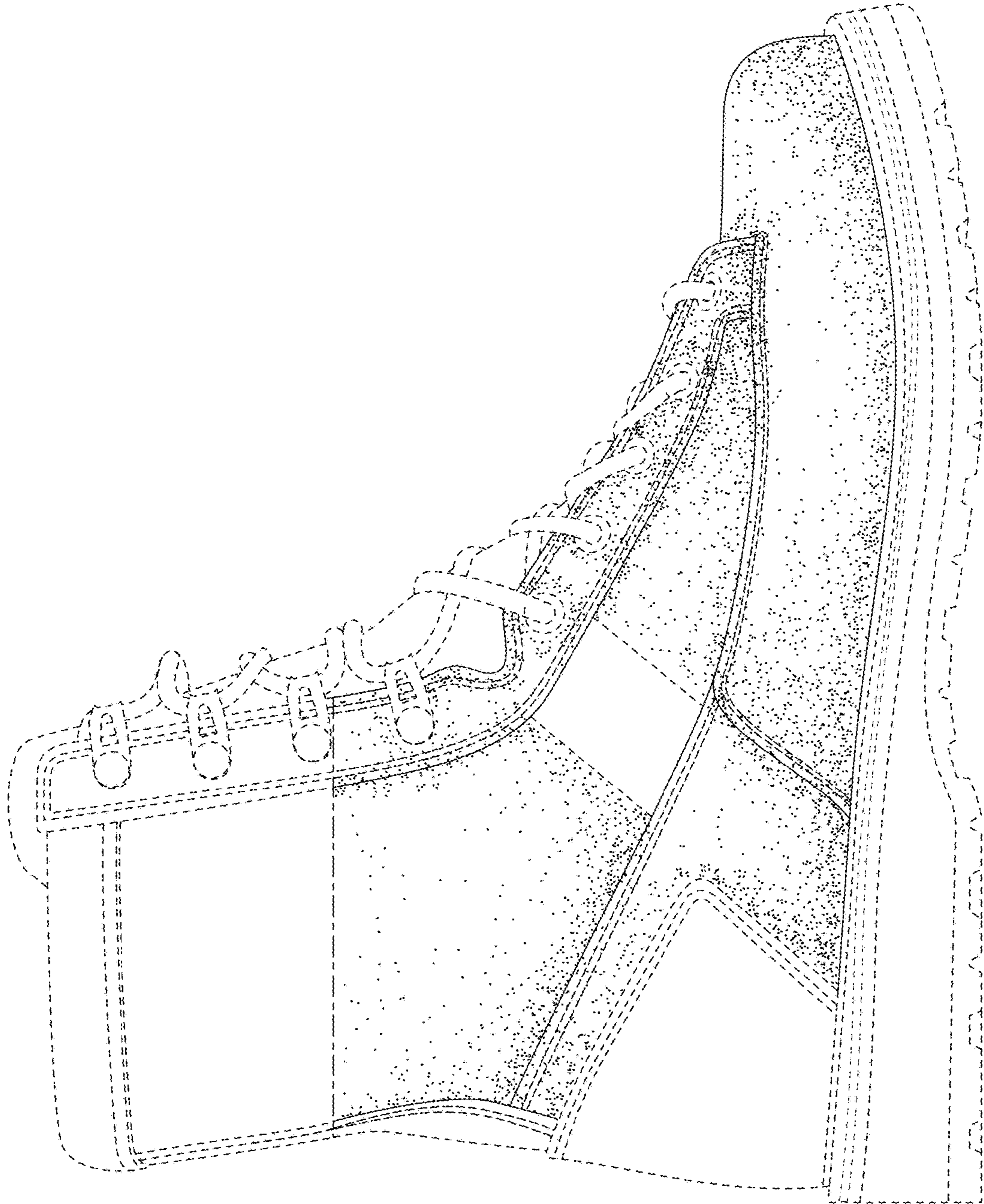


Fig. 4

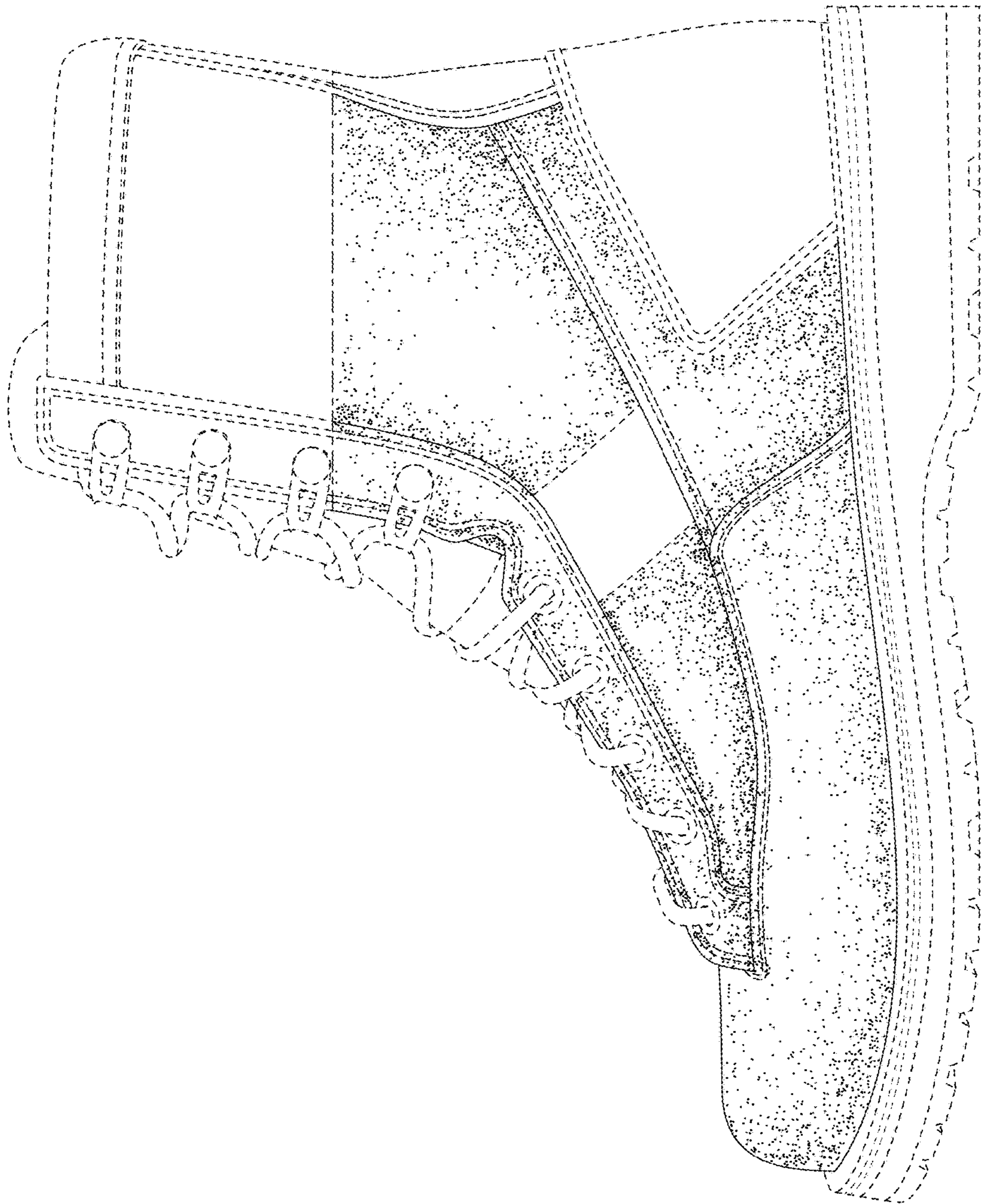


Fig. 5

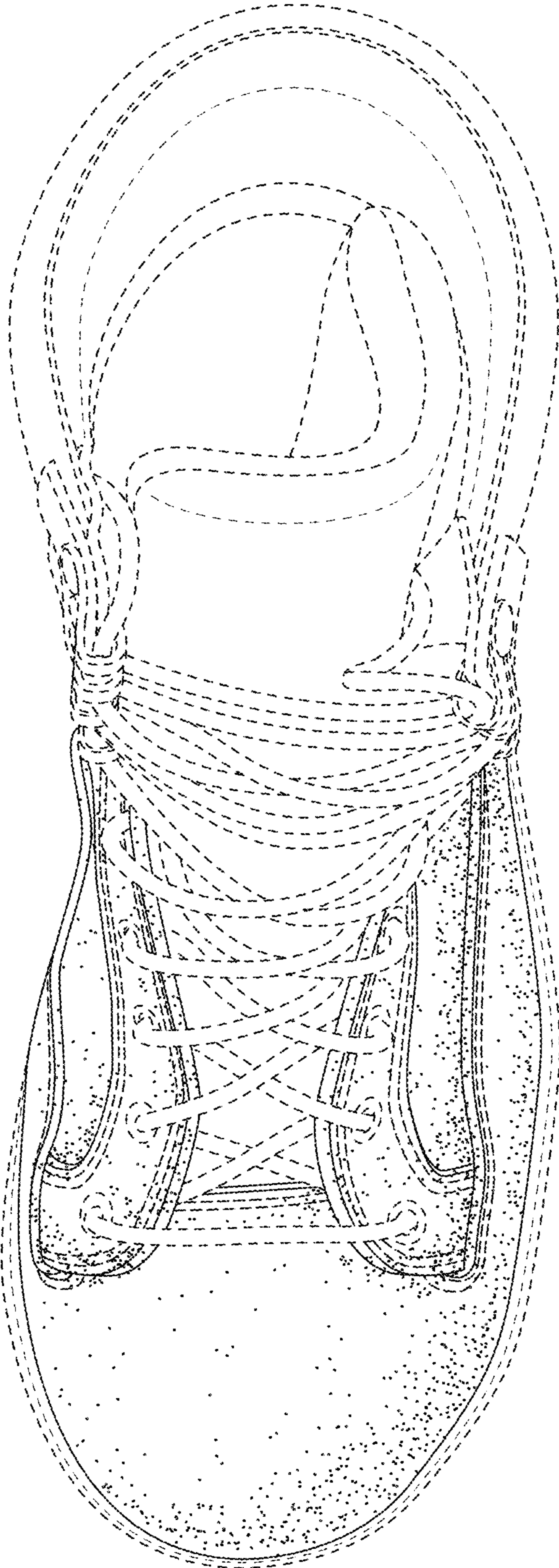


Fig. 6



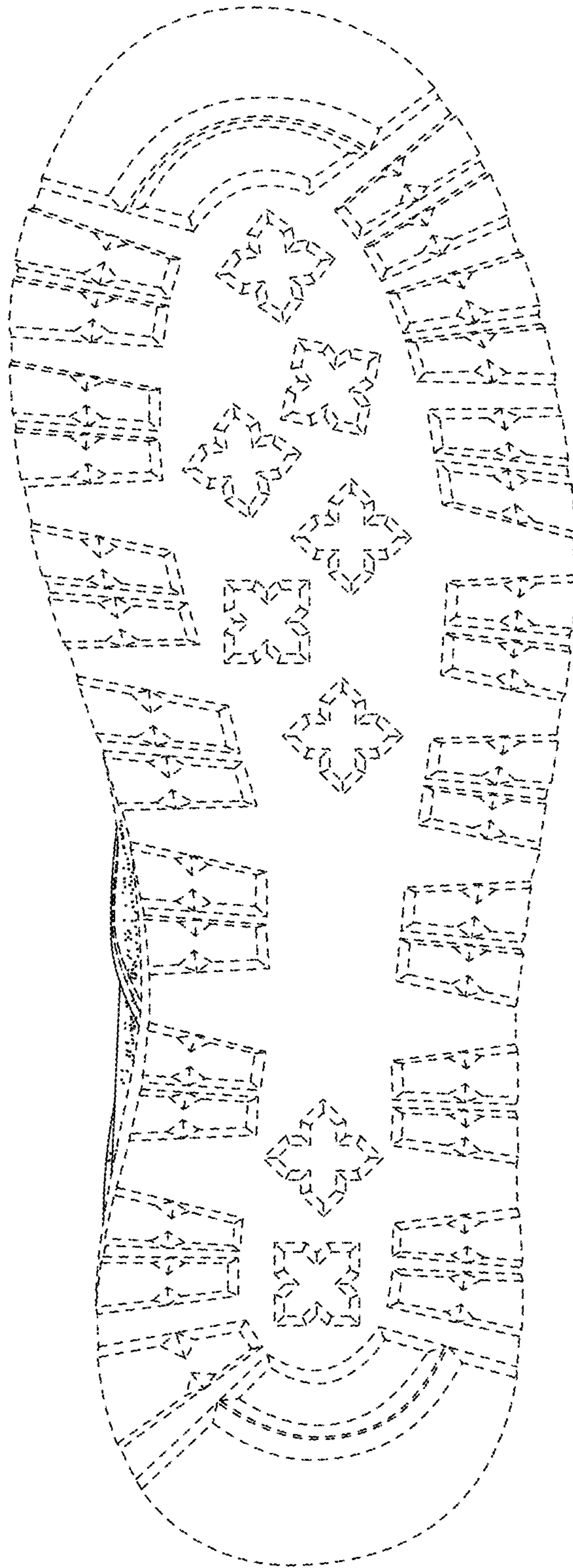


Fig. 7