



US00D819316S

(12) **United States Design Patent** (10) **Patent No.:** **US D819,316 S**
Bewza et al. (45) **Date of Patent:** **** Jun. 5, 2018**

(54) **ORTHOTIC INSOLE**
(71) Applicant: **Wiivv Wearables Inc**, Vancouver (CA)
(72) Inventors: **Enger Lasada Bewza**, Vancouver (CA);
Carly Michelle Fennell, Vancouver
(CA); **Colin Michael Lawson**,
Vancouver (CA); **Michael Charles**
Salmon, Vancouver (CA); **Shamil**
Hargovan, Vancouver (CA);
Louis-Victor Jadavji, Vancouver (CA)
(73) Assignee: **WIIVV WEARABLES INC.**,
Vancouver, BC (CA)
(**) Term: **15 Years**
(21) Appl. No.: **29/583,897**
(22) Filed: **Nov. 9, 2016**
(30) **Foreign Application Priority Data**

May 11, 2016 (CA) 168556
(51) **LOC (11) Cl.** **02-04**
(52) **U.S. Cl.**
USPC **D2/961**
(58) **Field of Classification Search**
USPC D2/896, 946, 947, 951, 954, 955, 956,
D2/953, 960, 961, 968
CPC A43B 1/00; A43B 1/10; A43B 3/00; A43B
7/00; A43B 7/14; A43B 7/1405; A43B
7/141; A43B 7/1415; A43B 7/142; A43B
7/1425; A43B 7/143; A43B 7/1435; A43B
7/144; A43B 7/1445; A43B 7/145; A43B
7/1465; A43B 7/1475; A43B 7/148; A43B
7/1485; A43B 7/149; A43B 7/32; A43B
13/00; A43B 13/02; A43B 13/04; A43B
17/00; A43B 17/003; A43B 17/14
See application file for complete search history.

(56) **References Cited**

U.S. PATENT DOCUMENTS

D490,970	S	*	6/2004	Bray, Jr.	D2/961
D515,293	S	*	2/2006	Maguire	D2/961
D572,888	S	*	7/2008	Cai	D2/961
D604,033	S	*	11/2009	Feldman	D2/961
D675,412	S	*	2/2013	Klein	D2/954
D681,321	S	*	5/2013	Martinez	D2/961
D717,528	S	*	11/2014	Avent	D2/961
D743,681	S	*	11/2015	Wakeland	D2/961
D762,367	S	*	8/2016	Granger	D2/961
9,402,438	B2	*	8/2016	Shakoor	A43B 13/141
D771,364	S	*	11/2016	Nester	D2/961
D771,365	S	*	11/2016	Nester	D2/961
2002/0092203	A1	*	7/2002	Hardt	A43B 7/142 36/43
2004/0118017	A1	*	6/2004	Dalton	A43B 7/142 36/44
2004/0181971	A1	*	9/2004	Turkbas	A43B 7/141 36/44
2006/0168846	A1	*	8/2006	Juan	A43B 17/08 36/3 B

(Continued)


Primary Examiner — Elizabeth J Oswecki
(74) *Attorney, Agent, or Firm* — Schwabe Williamson & Wyatt, PC

(57) **CLAIM**
The ornamental design for an orthotic insole, as shown and described.

DESCRIPTION

FIG. 1 is a perspective view of an orthotic insole, showing our new design;
FIG. 2 is a top plan view thereof;
FIG. 3 is a bottom plan view thereof;
FIG. 4 is a left side view thereof;
FIG. 5 is a right side view thereof;
FIG. 6 is a front view thereof; and,
FIG. 7 is a rear view thereof.

1 Claim, 6 Drawing Sheets



(56)

References Cited

U.S. PATENT DOCUMENTS

2007/0039209 A1* 2/2007 White A43B 3/26
36/97
2008/0271340 A1* 11/2008 Grisoni A43B 7/142
36/43
2010/0218398 A1* 9/2010 Reinhardt A43B 7/141
36/44
2012/0090197 A1* 4/2012 Wyner A43B 1/0045
36/44

* cited by examiner

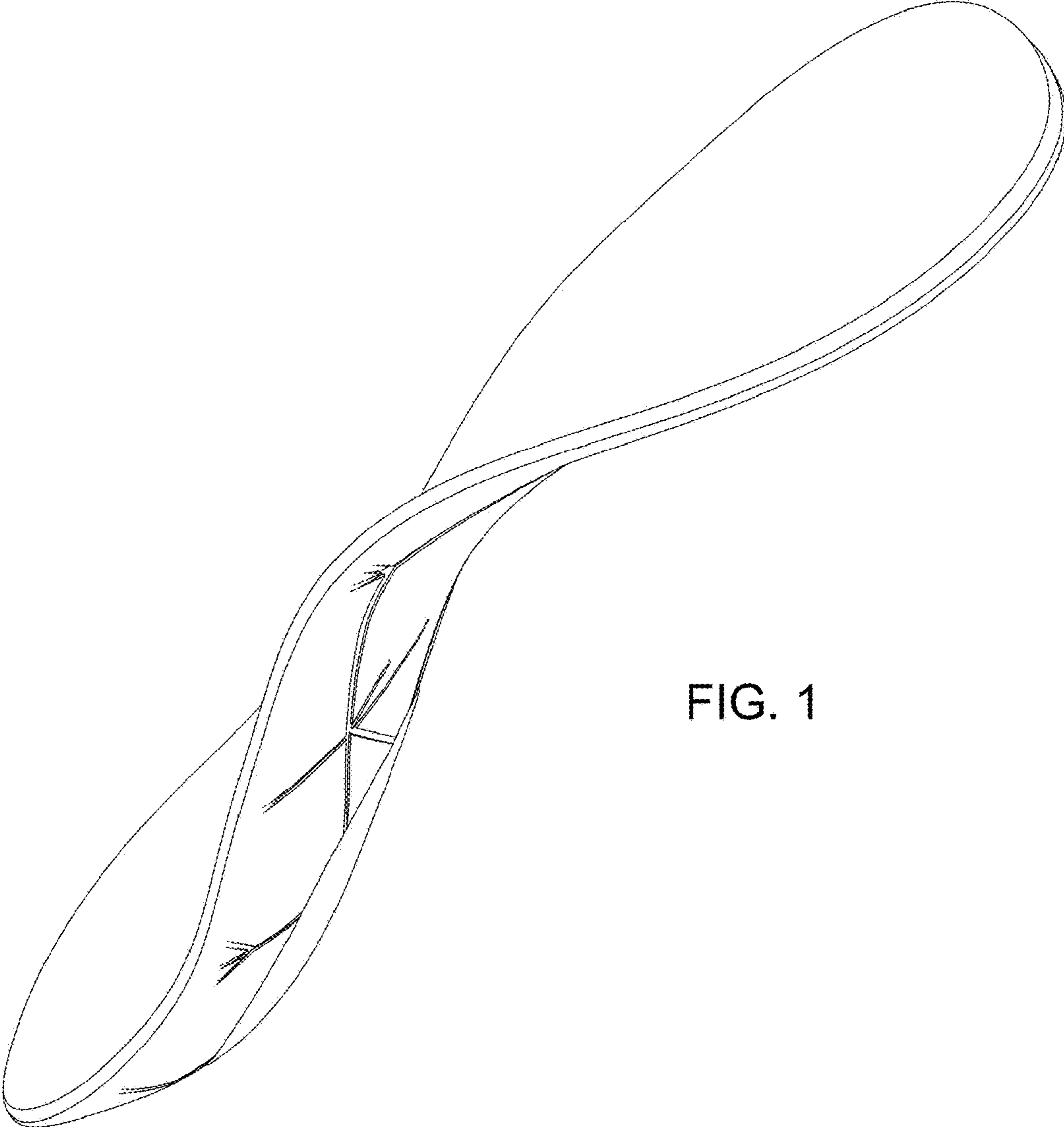


FIG. 1

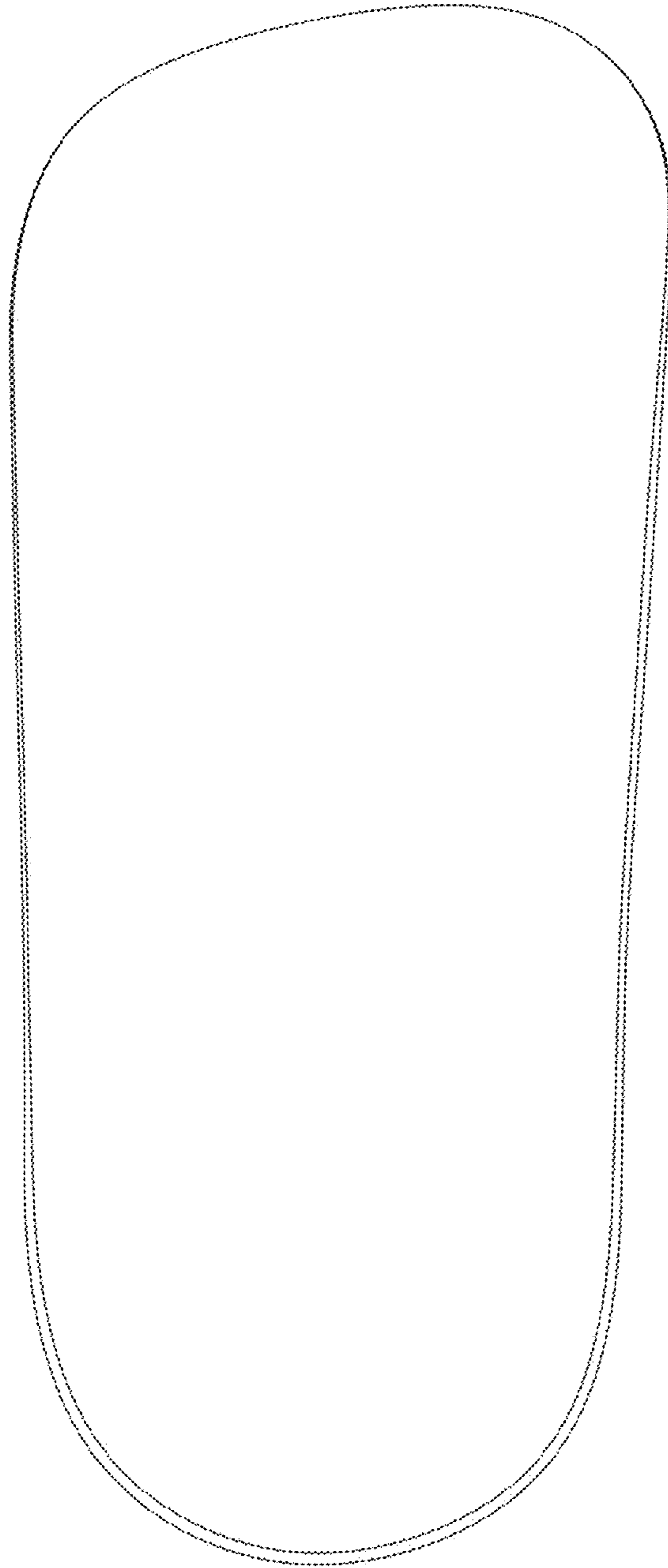


FIG. 2

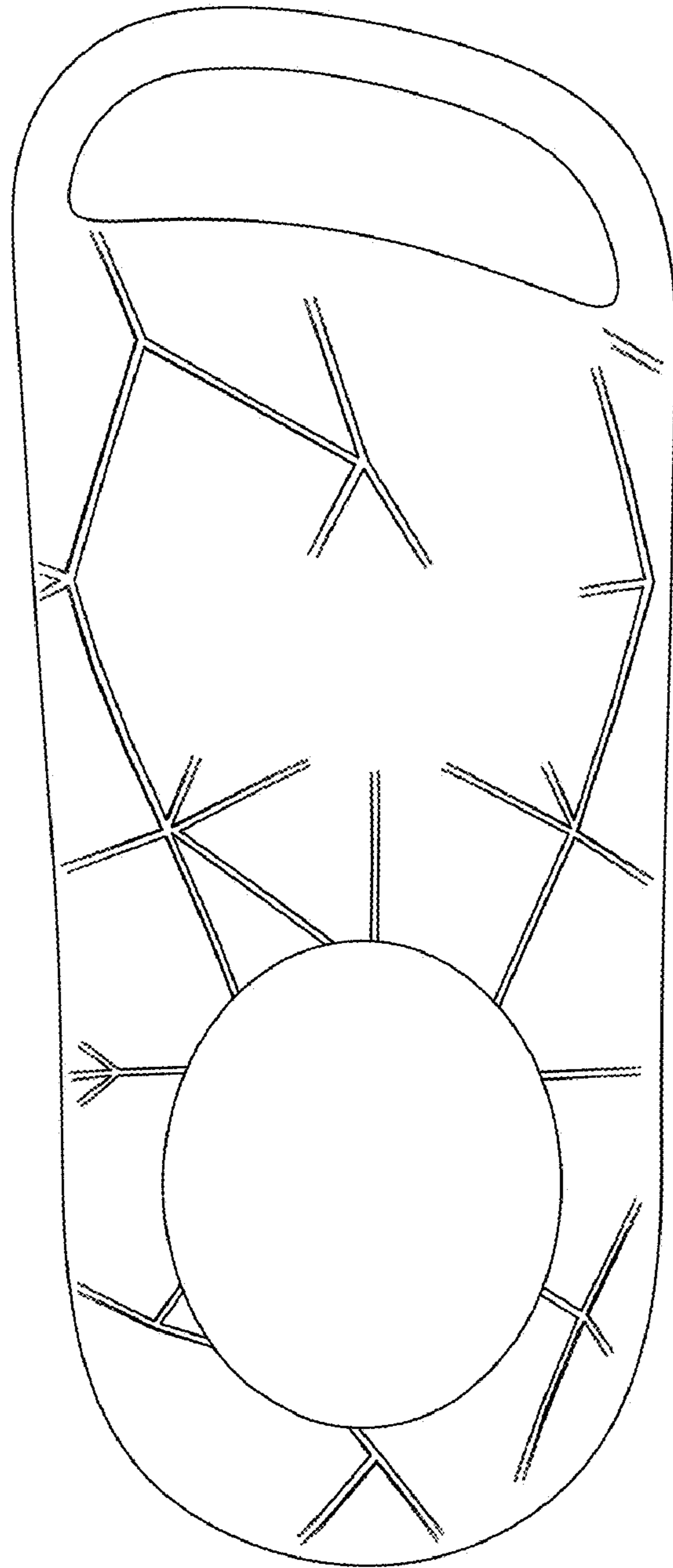


FIG. 3




FIG. 4




FIG. 5

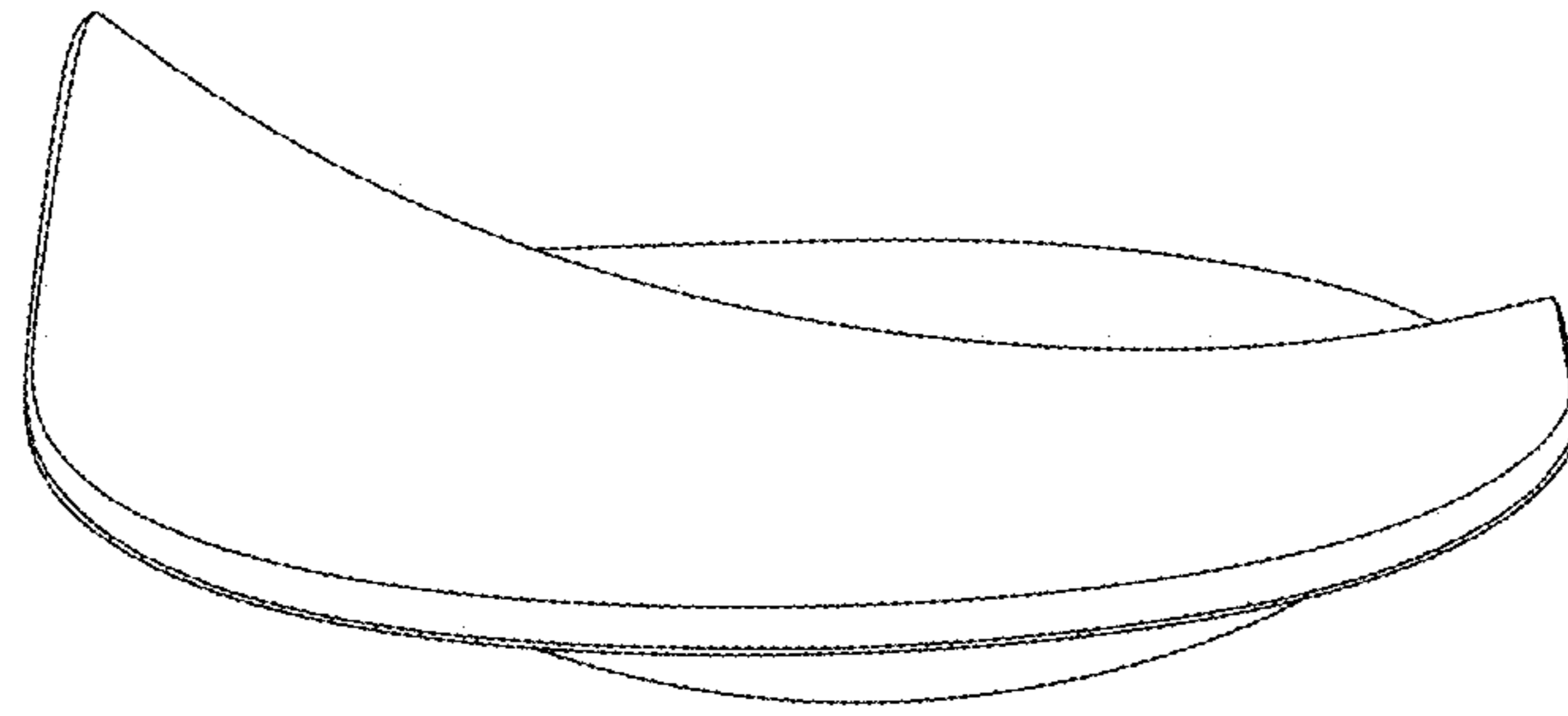


FIG. 6

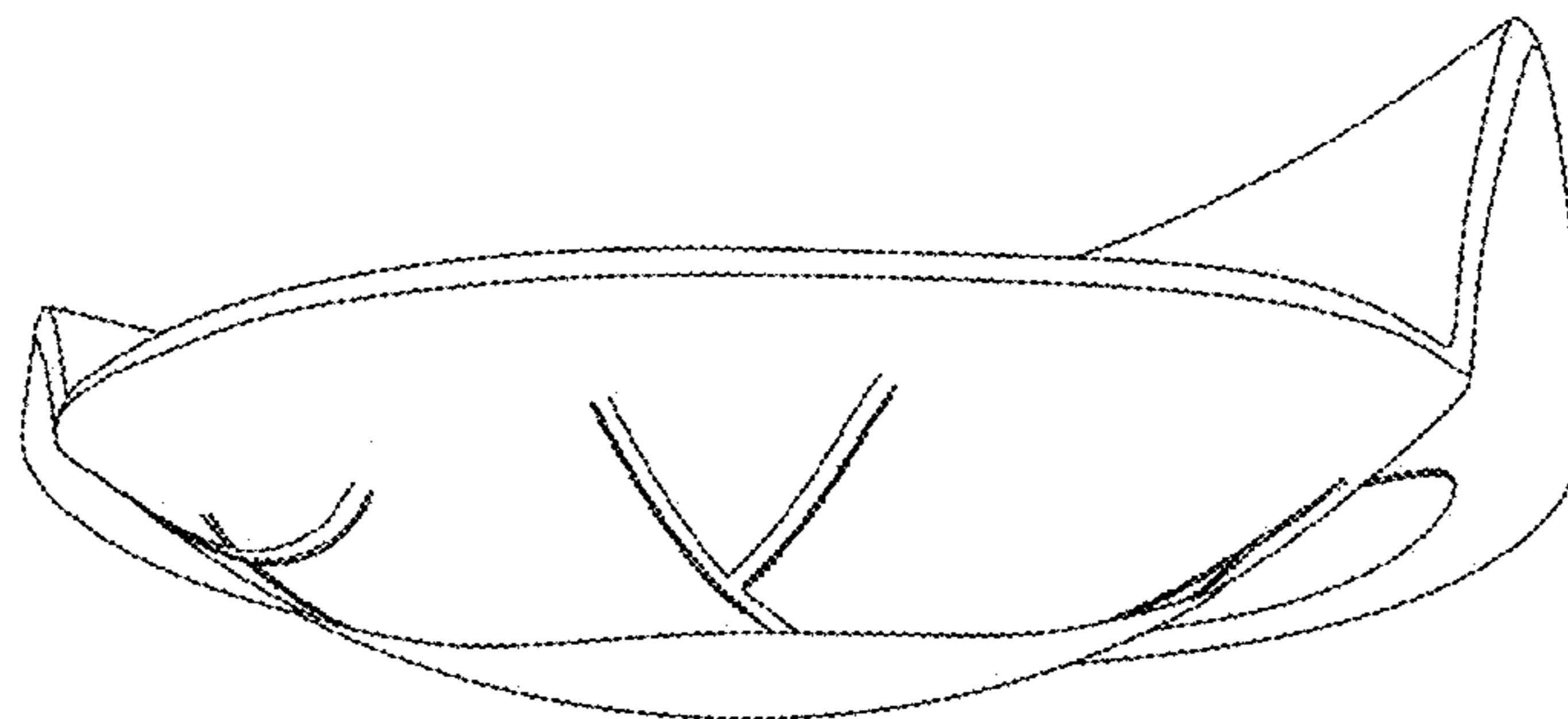


FIG. 7