



US00D819285S

(12) **United States Design Patent**  
**Yun et al.**

(10) **Patent No.:** **US D819,285 S**  
(45) **Date of Patent:** **\*\* May 29, 2018**

(54) **HANDLE FOR VACUUM CLEANER**

(71) Applicant: **Samsung Electronics Co., Ltd.**,  
Suwon-si (KR)

(72) Inventors: **Deoksang Yun**, Uiwang-si (KR);  
**Hyungsub Choi**, Goyang-si (KR);  
**Sangin Lee**, Seoul (KR); **Hwandong Lee**, Seoul (KR)

(73) Assignee: **SAMSUNG ELECTRONICS CO., LTD.**, Gyeonggi-Do (KR)

(\*\*) Term: **15 Years**

(21) Appl. No.: **29/587,602**

(22) Filed: **Dec. 14, 2016**

(30) **Foreign Application Priority Data**

Jun. 15, 2016 (KR) ..... 30-2016-0029019

(51) **LOC (11) Cl.** ..... **15-05**

(52) **U.S. Cl.**  
USPC ..... **D32/34**

(58) **Field of Classification Search**  
USPC ..... D32/17, 21, 22, 31, 34  
CPC . A47L 9/32; A47L 9/325; A47L 9/327; A47L  
9/20; A47L 5/28; A47L 5/30; A47L 5/34  
See application file for complete search history.

(56) **References Cited**

**U.S. PATENT DOCUMENTS**

D334,447 S \* 3/1993 Rohn ..... D32/34  
D374,318 S \* 10/1996 Meelen ..... D32/34  
5,747,764 A \* 5/1998 Son ..... A47L 9/0072  
15/410  
D485,030 S \* 1/2004 Svaldi ..... D32/34

D530,464 S 10/2006 Tai  
7,288,129 B2 \* 10/2007 Oh ..... A47L 9/104  
15/327.1  
D562,512 S \* 2/2008 Yoon ..... D32/34  
D581,613 S \* 11/2008 Kim ..... D32/34  
D608,961 S 1/2010 Reese et al.  
7,832,050 B2 \* 11/2010 Pullins ..... A47L 9/325  
15/144.4  
D731,136 S \* 6/2015 Yun ..... D32/34  
D731,724 S \* 6/2015 Cheon ..... D32/22  
D770,112 S \* 10/2016 Yoon ..... D32/34  
D772,512 S \* 11/2016 Yoon ..... D32/34

**FOREIGN PATENT DOCUMENTS**

EM 0026955020019 5/2015

\* cited by examiner

*Primary Examiner* — Ruth McInroy

(74) *Attorney, Agent, or Firm* — Cantor Colburn LLP

(57) **CLAIM**

The ornamental design for a handle for vacuum cleaner, as shown and described.

**DESCRIPTION**

FIG. 1 is a perspective view of a handle for vacuum cleaner, showing our new design;  
FIG. 2 is a front view thereof;  
FIG. 3 is a rear view thereof;  
FIG. 4 is a left side view thereof;  
FIG. 5 is a right side view thereof;  
FIG. 6 is a top view thereof;  
FIG. 7 is a bottom view thereof; and,  
FIG. 8 is another perspective view thereof shown in an environment of use.

The broken lines illustrating portions of the handle for vacuum cleaner form no part of the claimed design.

**1 Claim, 8 Drawing Sheets**

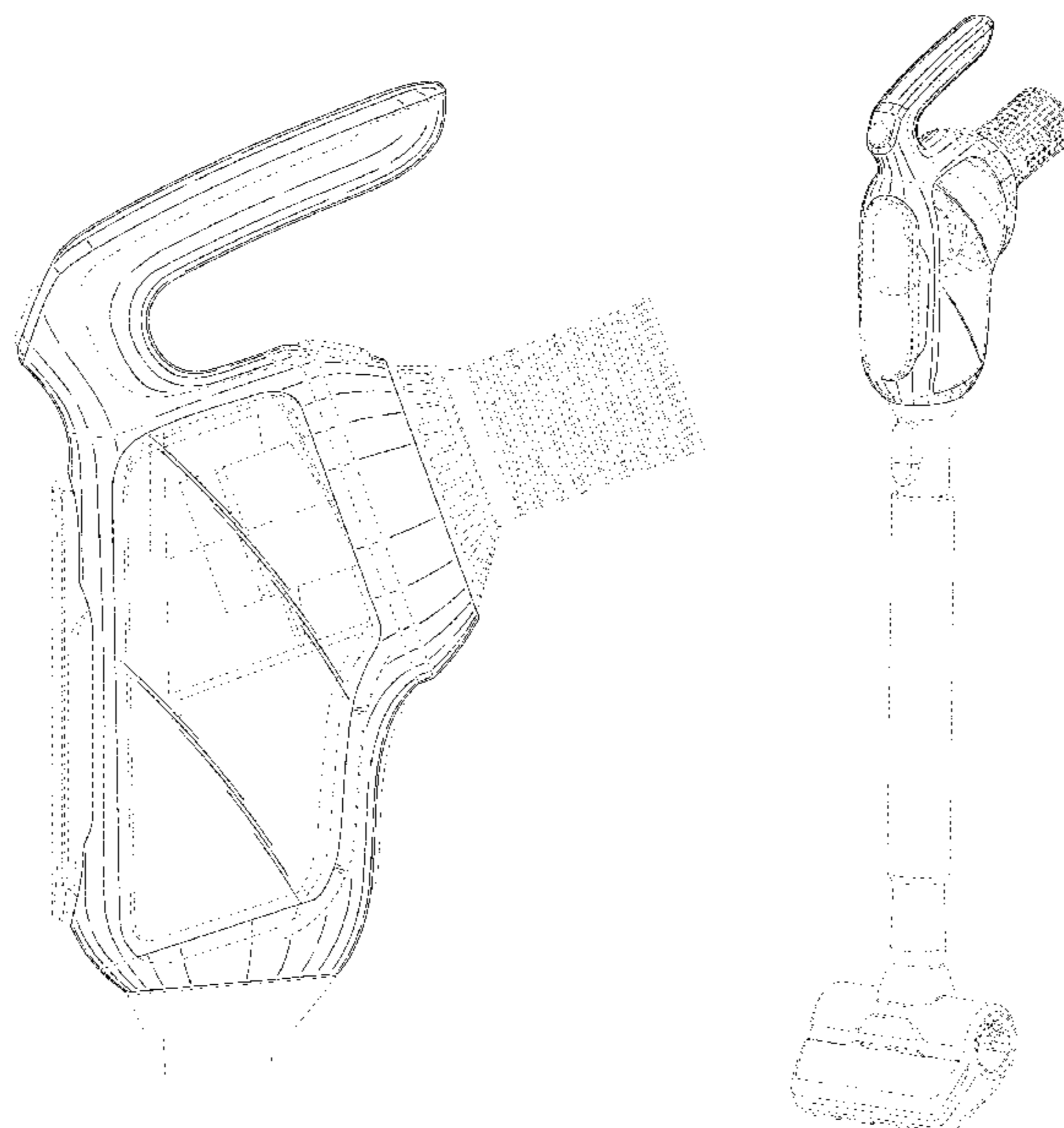


FIG. 1

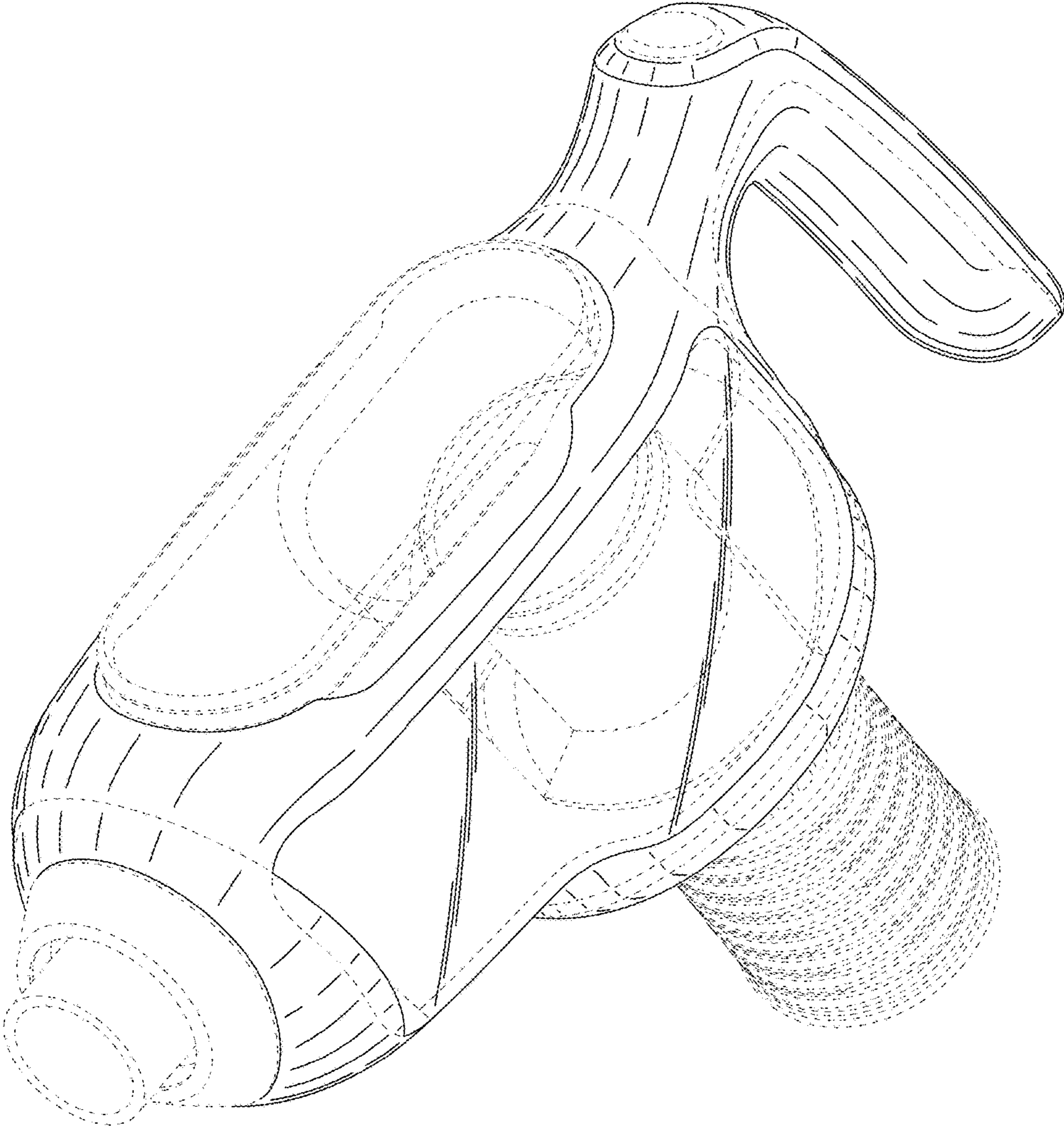


FIG. 2

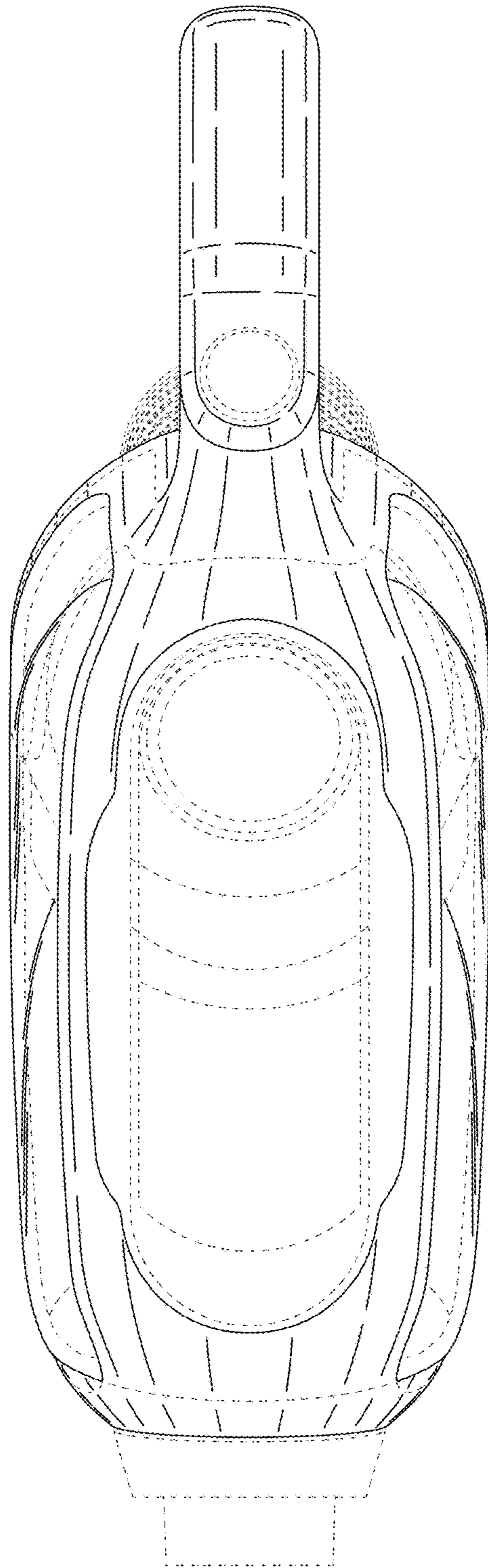


FIG. 3

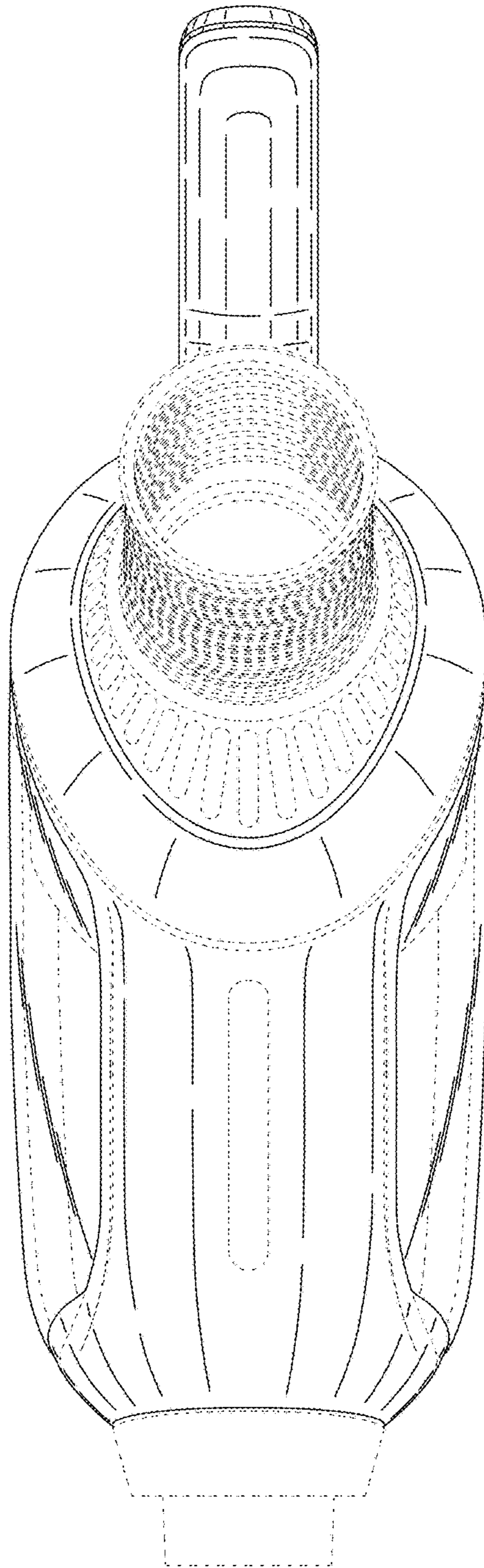


FIG. 4

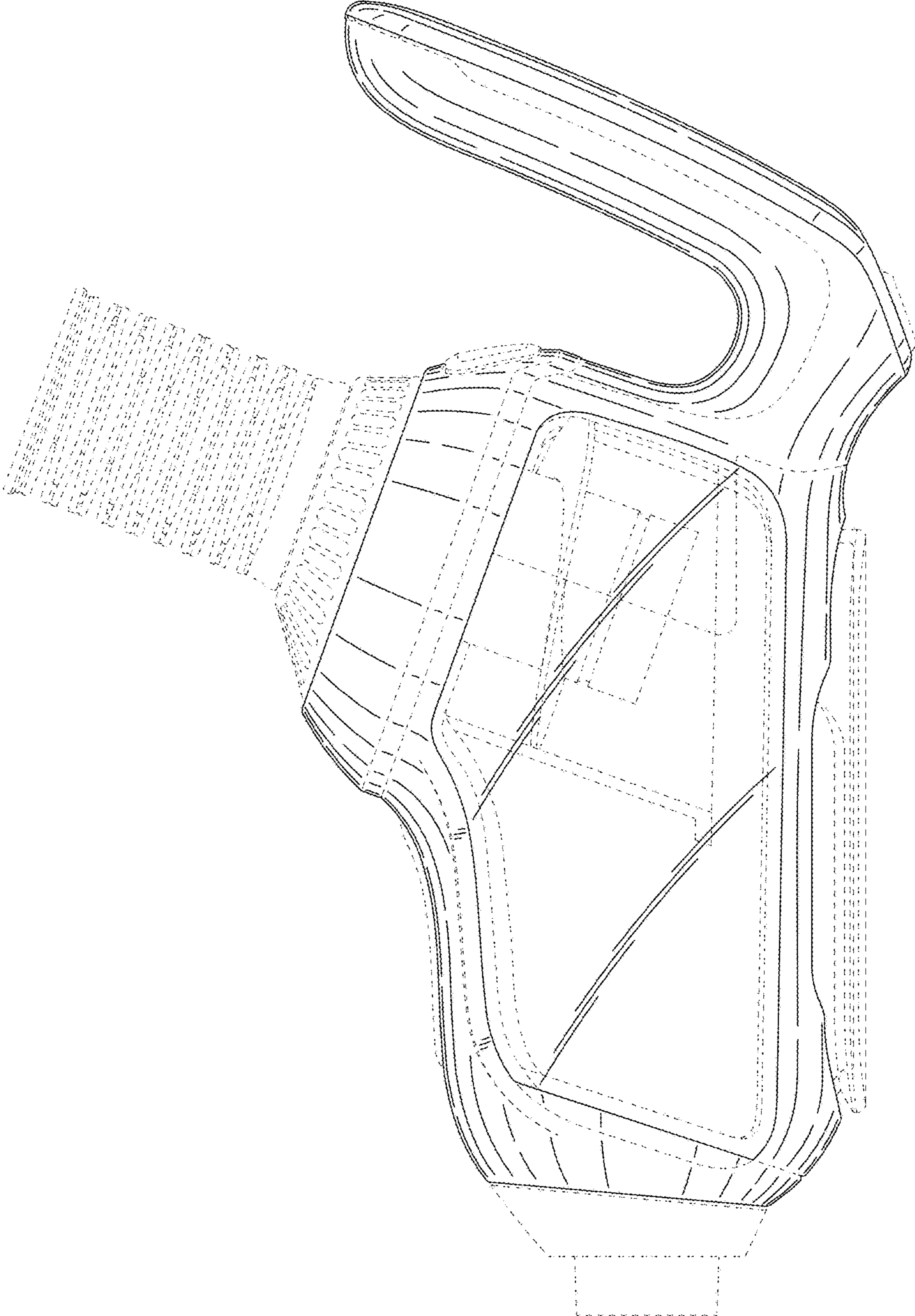


FIG. 5

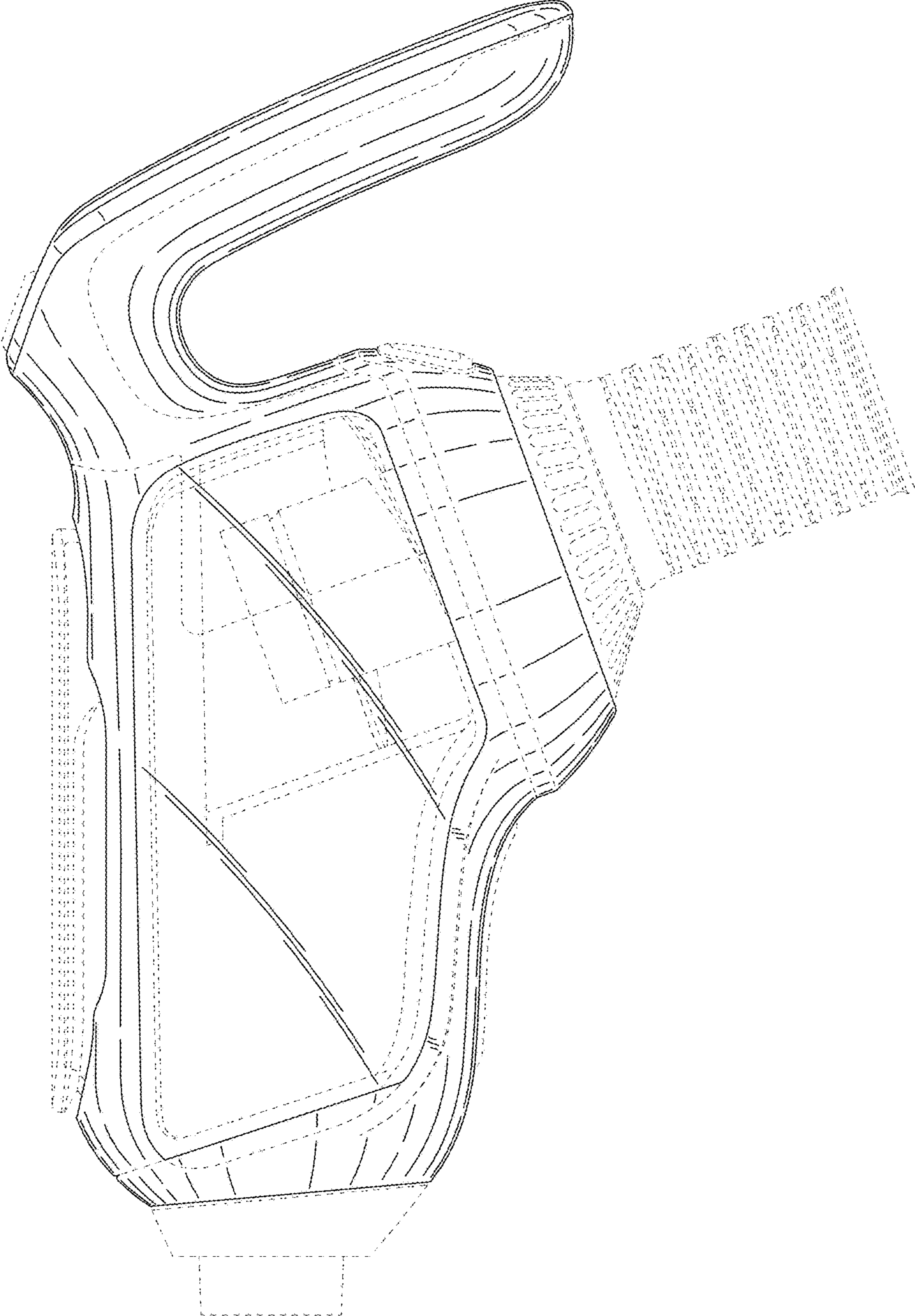


FIG. 6

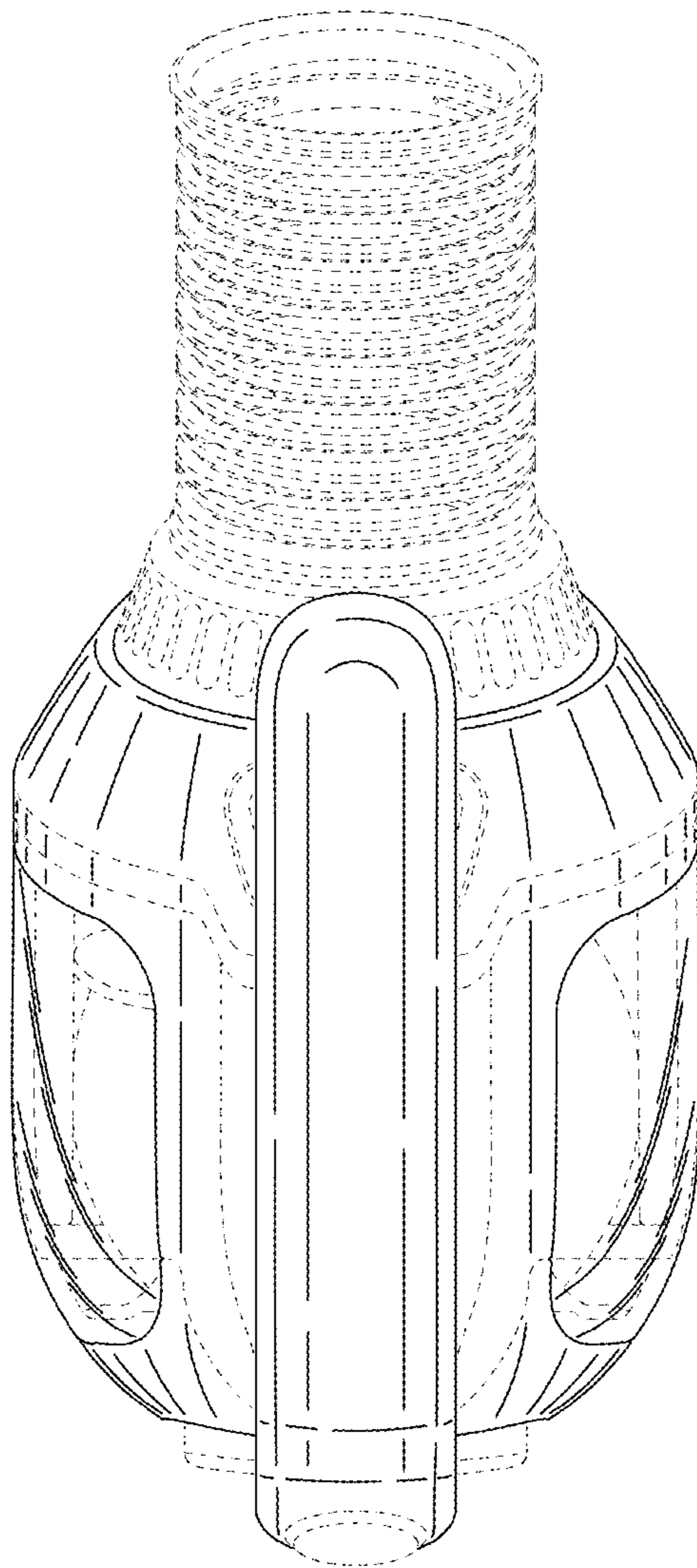


FIG. 7

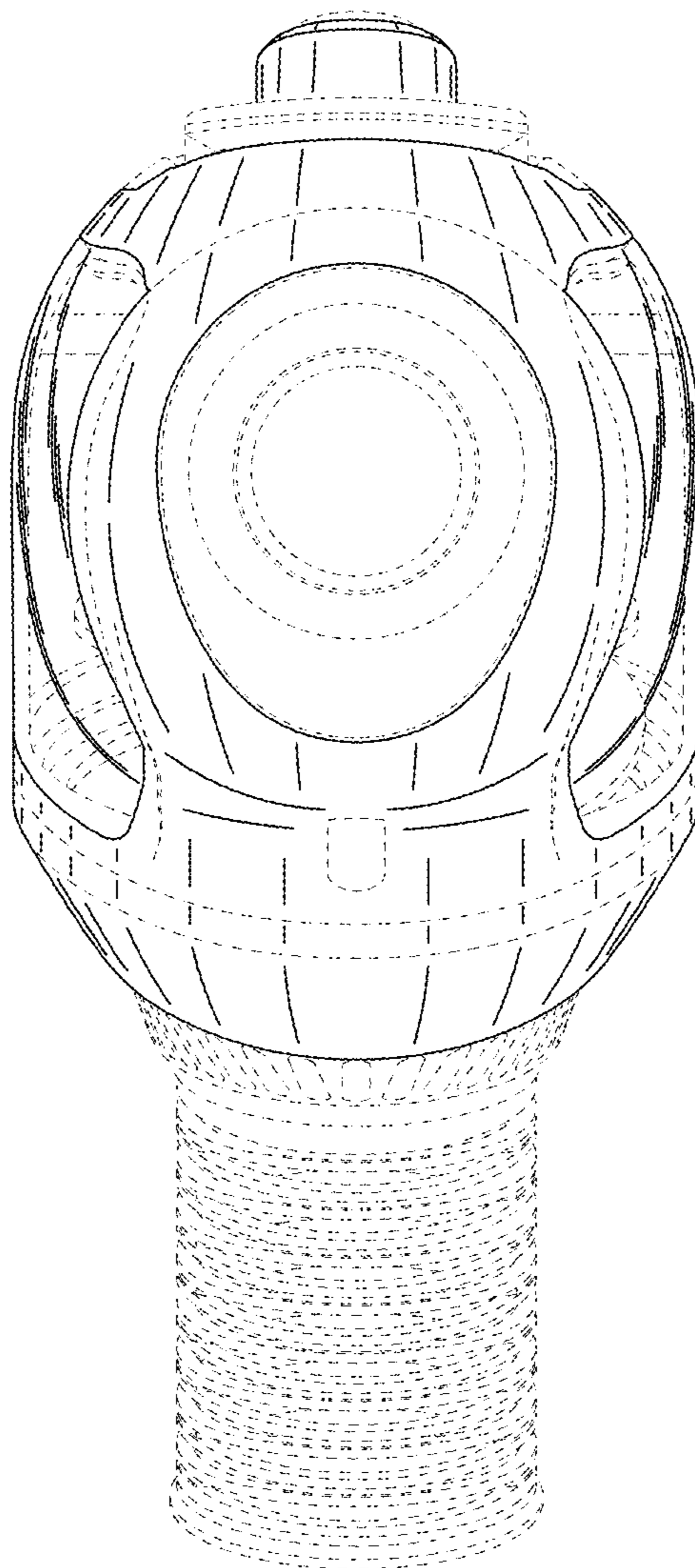




FIG. 8

