



US00D819260S

(12) **United States Design Patent**
Nankil

(10) **Patent No.:** **US D819,260 S**

(45) **Date of Patent:** **** May 29, 2018**

(54) **LIGHTING FIXTURE**

(71) Applicant: **Hubbell Incorporated**, Shelton, CT
(US)

(72) Inventor: **Robert R. Nankil**, Fullerton, CA (US)

(73) Assignee: **Hubbell Incorporated**, Shelton, CT
(US)

(**) Term: **15 Years**

(21) Appl. No.: **29/582,255**

(22) Filed: **Oct. 26, 2016**

Related U.S. Application Data

(60) Division of application No. 29/542,056, filed on Oct. 9, 2015, now Pat. No. Des. 774,232, which is a continuation-in-part of application No. 29/523,591, filed on Apr. 10, 2015, now Pat. No. Des. 774,243.

(51) **LOC (11) Cl.** **26-99**

(52) **U.S. Cl.**
USPC **D26/142; D26/153**

(58) **Field of Classification Search**
USPC D26/67-70, 85, 142, 153, 154
CPC .. F21S 8/032; F21S 8/081; F21S 9/037; F21S 9/03; F21W 2131/109; F21V 17/12; F21V 21/03; F21V 21/116
See application file for complete search history.

(56) **References Cited**

U.S. PATENT DOCUMENTS

D75,566 S *	6/1928	Kanne	D26/153
D78,933 S *	7/1929	Kanne	D26/153
D117,077 S	10/1939	Spielhoiz	
D123,763 S *	12/1940	Rieland	D26/67
2,503,931 A	4/1950	Young	
D163,786 S *	7/1951	Black	D26/154
D168,537 S	1/1953	Fasson	
D172,722 S	7/1954	Patience, Jr.	

D181,874 S	1/1958	Nibur	
D198,268 S	5/1964	Thorington	
D302,329 S *	7/1989	Fretz	D26/67
D382,657 S	8/1997	Lee	
D387,458 S *	12/1997	Ruggles	D26/67
D415,589 S *	10/1999	Haslam	D26/142
D429,024 S *	8/2000	Dolan	D26/142
D442,732 S	5/2001	Konkle	
6,227,683 B1	5/2001	Tukia	
D447,589 S *	9/2001	Dolan	D26/67
D463,869 S	10/2002	Holzer	
D467,032 S	12/2002	Konkle	

(Continued)

Primary Examiner — Clare E Heflin

(74) *Attorney, Agent, or Firm* — Michael Best & Friedrich, LLP

(57) **CLAIM**

I claim the ornamental design for a lighting fixture, as shown and described.

DESCRIPTION

FIG. 1 is a perspective view of a lighting fixture showing our new design.

FIG. 2 is a front view of the lighting fixture shown in FIG. 1.

FIG. 3 is a back view of the lighting fixture shown in FIG. 1.

FIG. 4 is a right side view of the lighting fixture shown in FIG. 1.

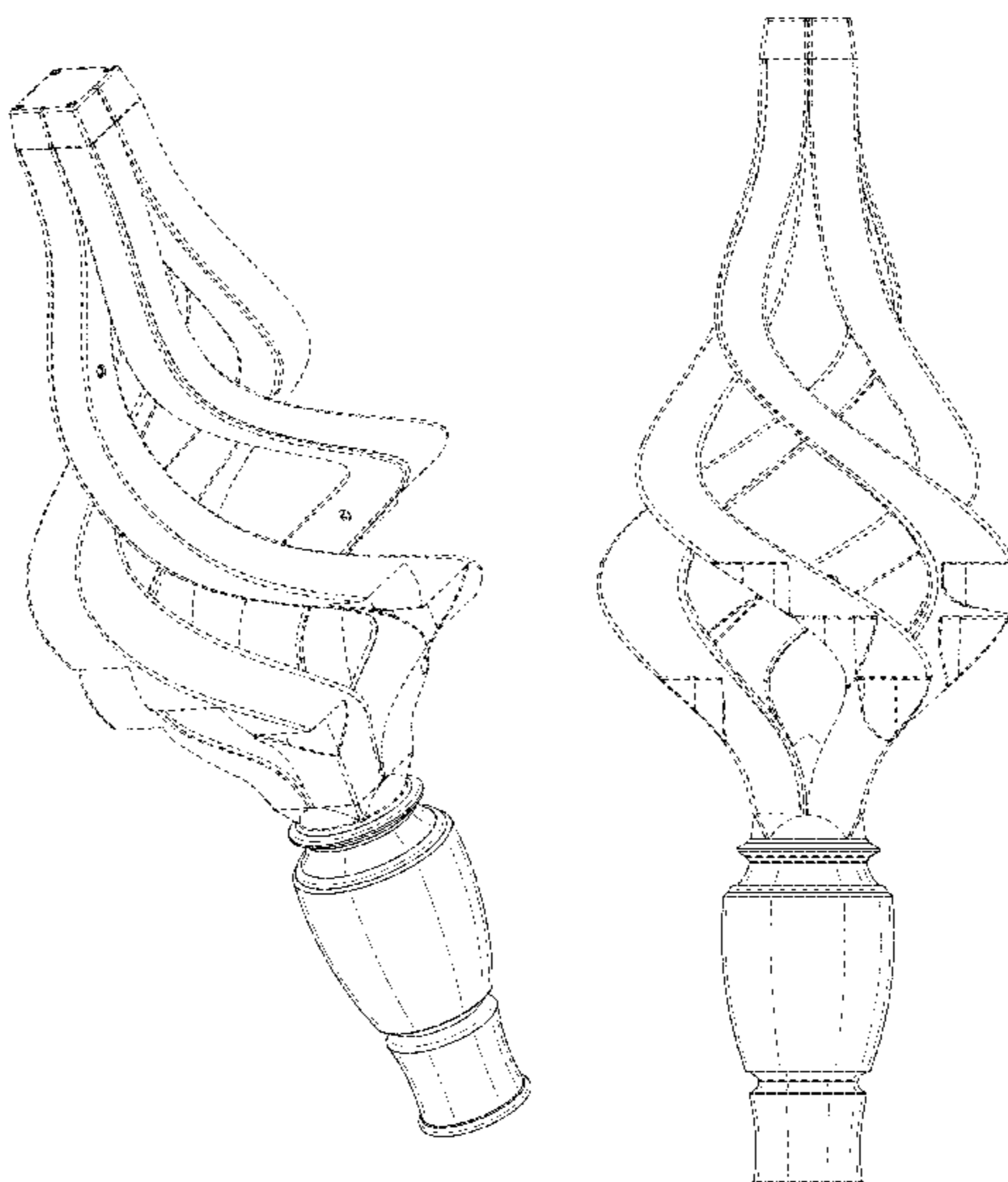
FIG. 5 is a left side view of the lighting fixture shown in FIG. 1.

FIG. 6 is a top view of the lighting fixture shown in FIG. 1; and,

FIG. 7 is a bottom view of the lighting fixture shown in FIG. 1.

The elements shown in broken lines are included for the purpose of illustrating portions of the lighting fixture that form no part of the claimed design.

1 Claim, 7 Drawing Sheets



(56)

References Cited

U.S. PATENT DOCUMENTS

D494,289	S	8/2004	Kim	
D504,732	S	5/2005	Yank	
D512,523	S	12/2005	Leung et al.	
D524,955	S	7/2006	Kim	
D539,936	S	4/2007	Mama	
D541,442	S	4/2007	Mama	
D543,645	S	5/2007	Hawass	
D549,362	S	8/2007	To et al.	
D577,133	S	9/2008	Xu et al.	
D597,227	S	7/2009	Kim et al.	
D600,850	S	9/2009	Maxik et al.	
D613,432	S	4/2010	Chen et al.	
D616,130	S	5/2010	Tortel	
D617,490	S	6/2010	Hackett	
D620,169	S	7/2010	Schwartz et al.	
D634,455	S	3/2011	Graf et al.	
D638,974	S	5/2011	Fuksas	
D642,723	S	8/2011	Zheng	
D655,435	S	3/2012	Howis et al.	
D658,788	S	5/2012	Dudik et al.	
D713,082	S	9/2014	Hermansen et al.	
D740,487	S	10/2015	Nelson et al.	
D741,514	S	10/2015	Bukkems et al.	
D742,558	S	11/2015	Bukkems	
D745,991	S	12/2015	Duquette	
D748,315	S	1/2016	Ladewig	
D752,268	S	3/2016	Paz	
D752,269	S	3/2016	Paz	
D774,232	S *	12/2016	Nankil	D26/67
2017/0059138	A1 *	3/2017	Bernal	F21V 17/164
2017/0205038	A1 *	7/2017	Nankil	F21S 8/081
2017/0205050	A1 *	7/2017	Neuer	F21S 8/081

* cited by examiner

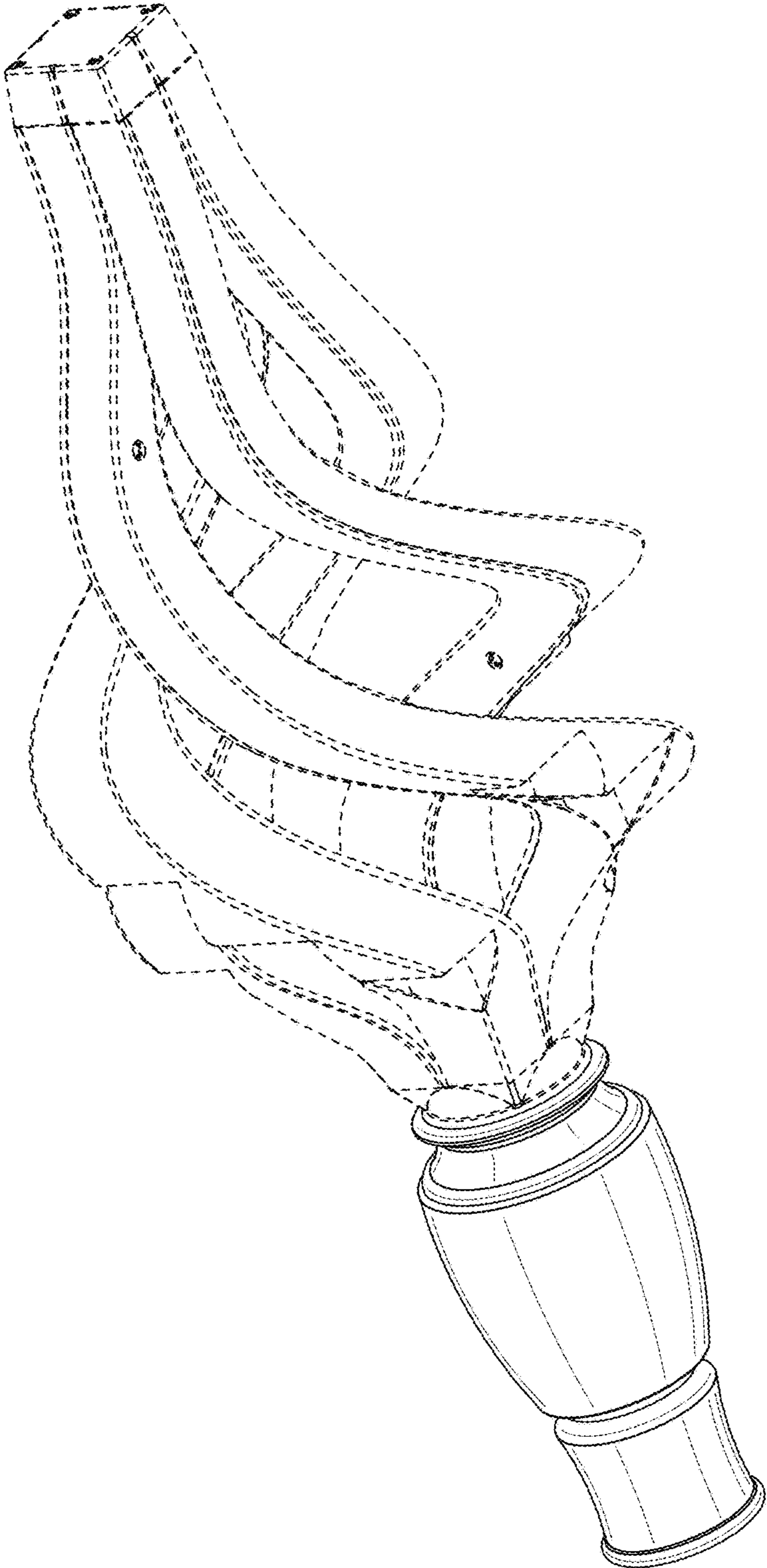


FIG. 1

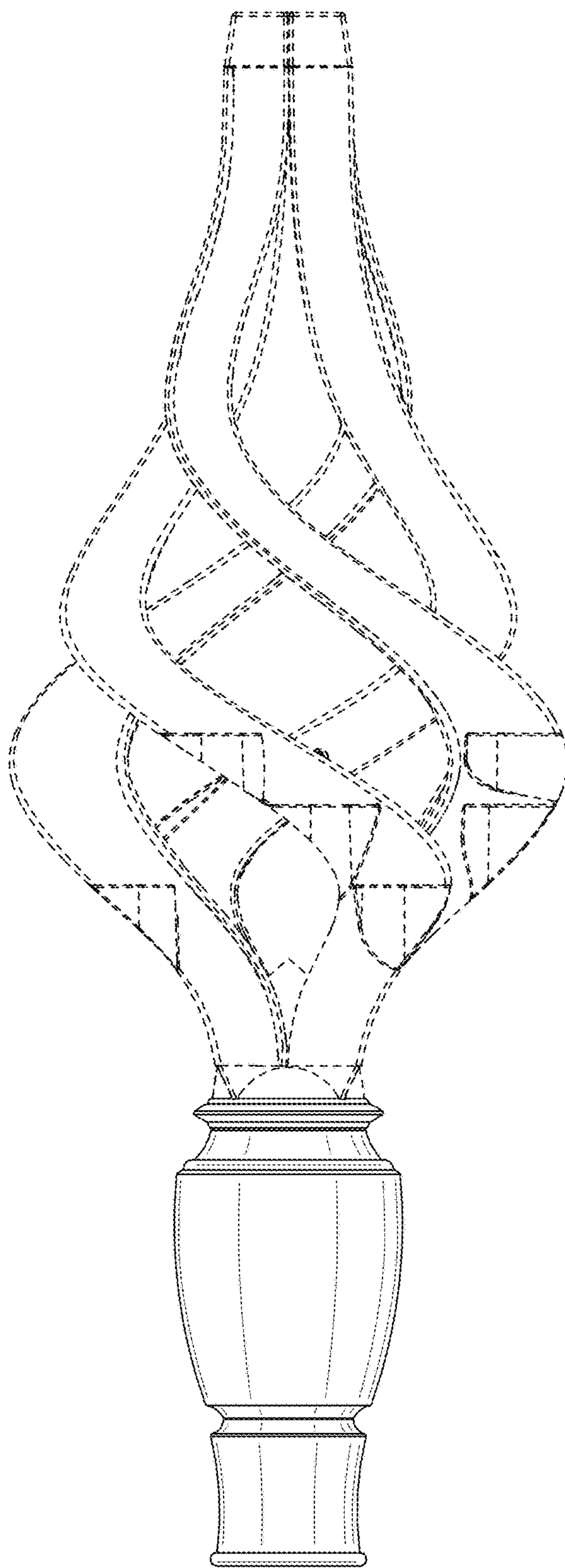


FIG. 2

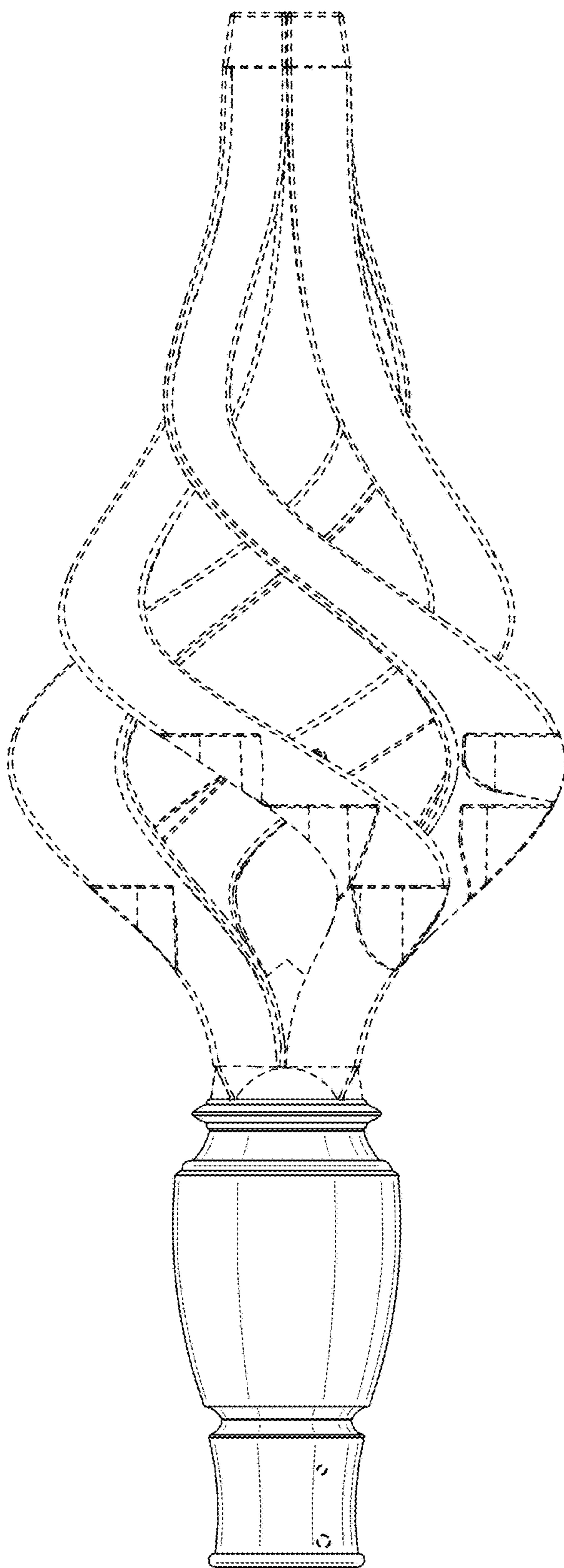


FIG. 3

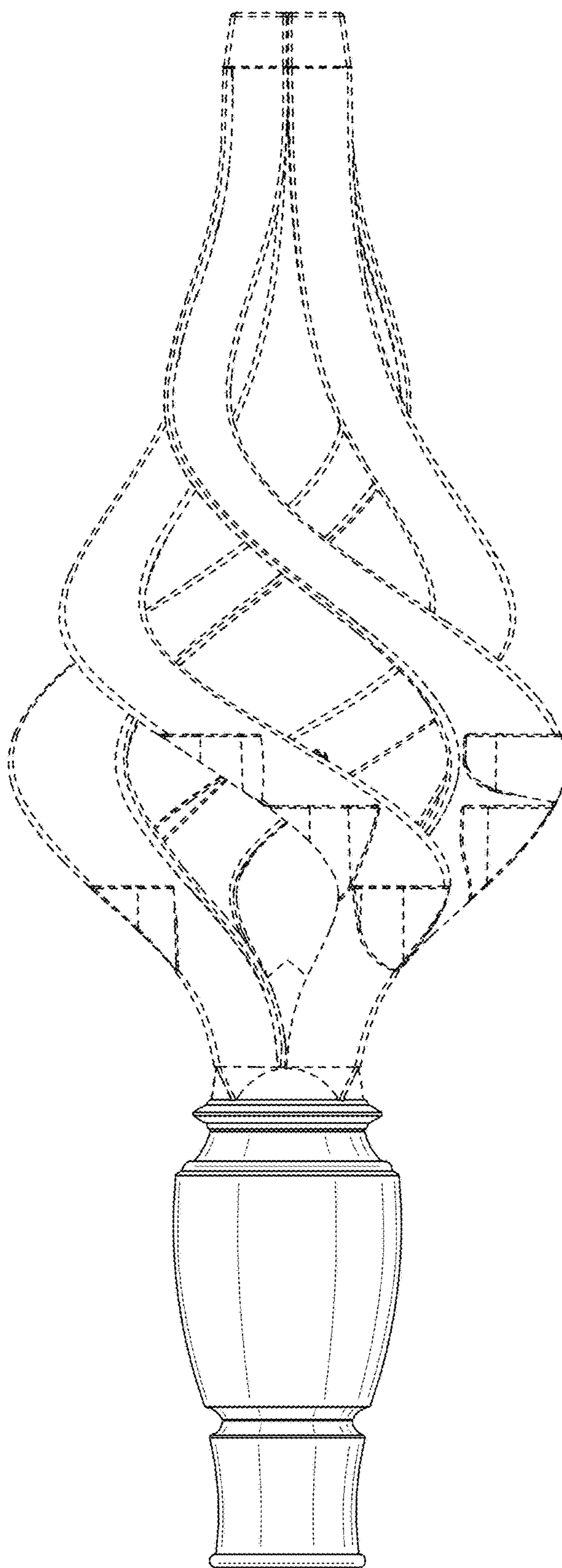


FIG. 4

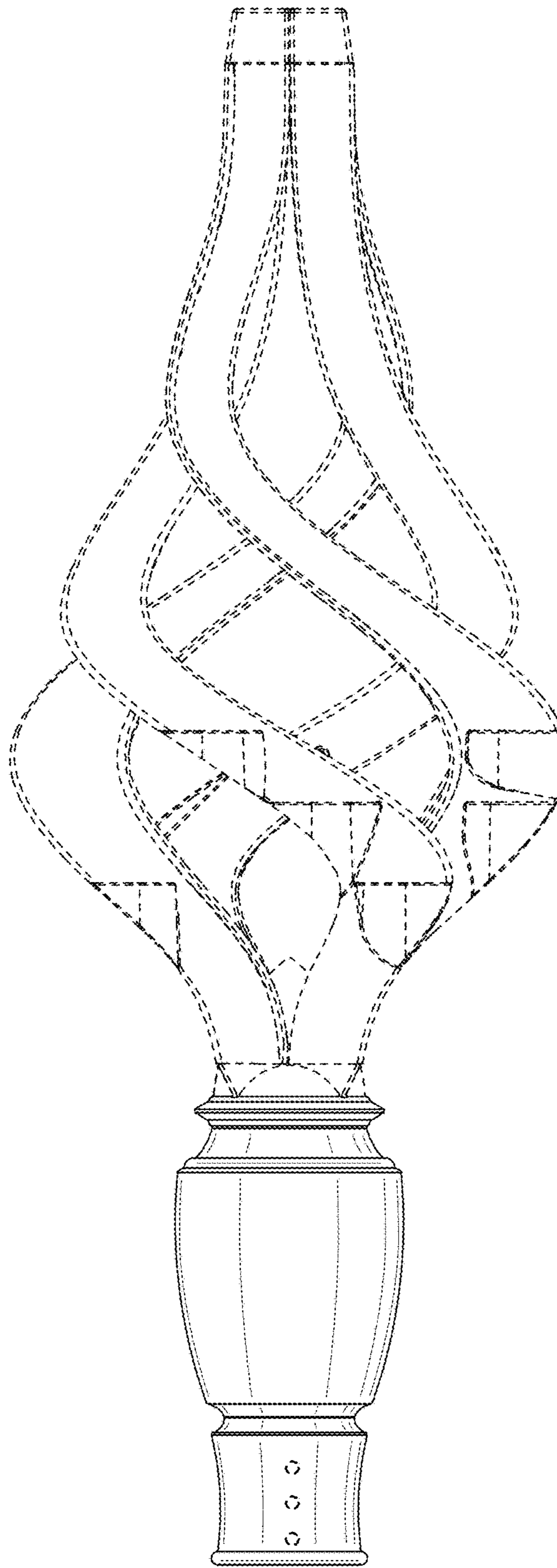


FIG. 5

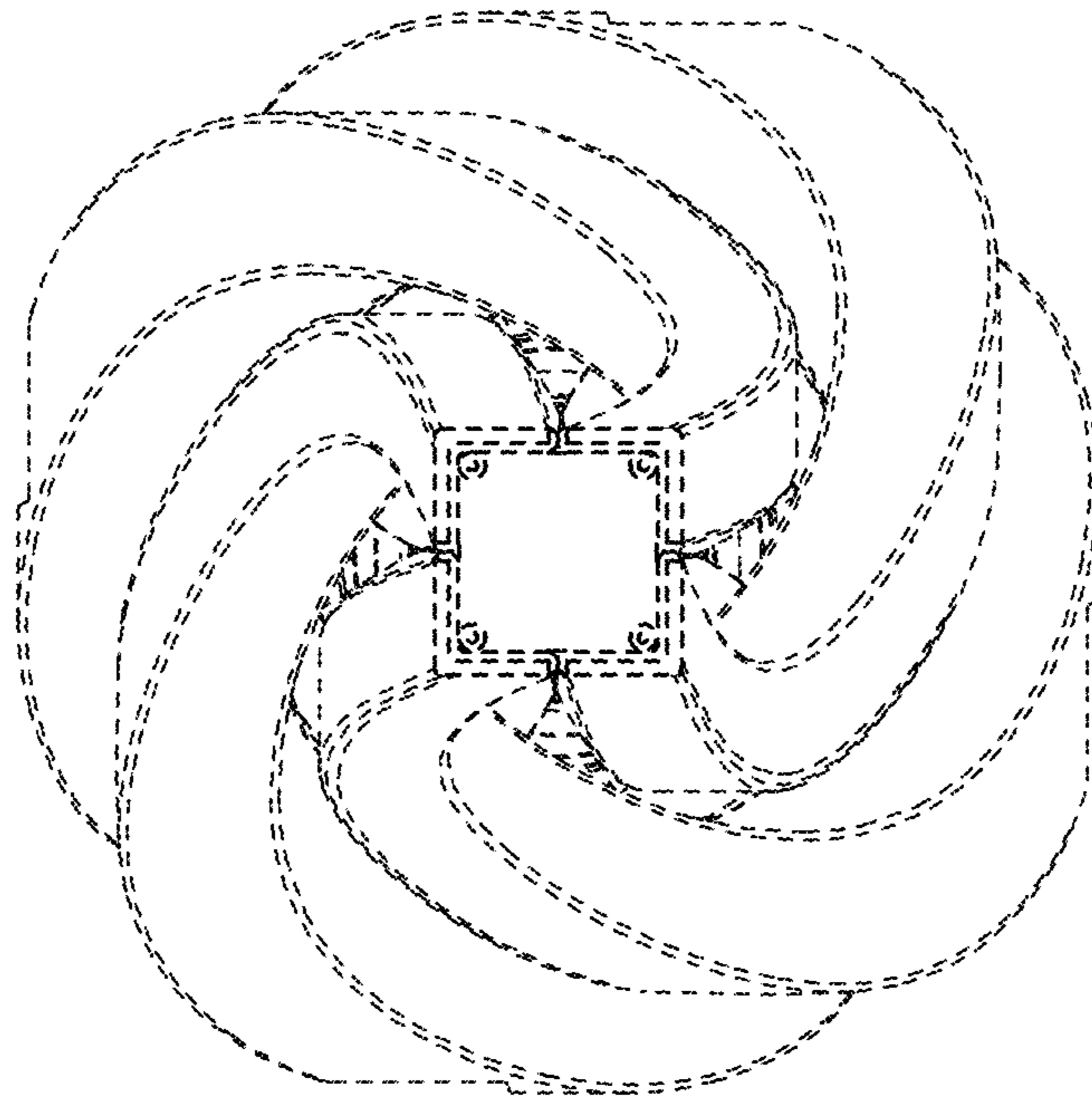


FIG. 6

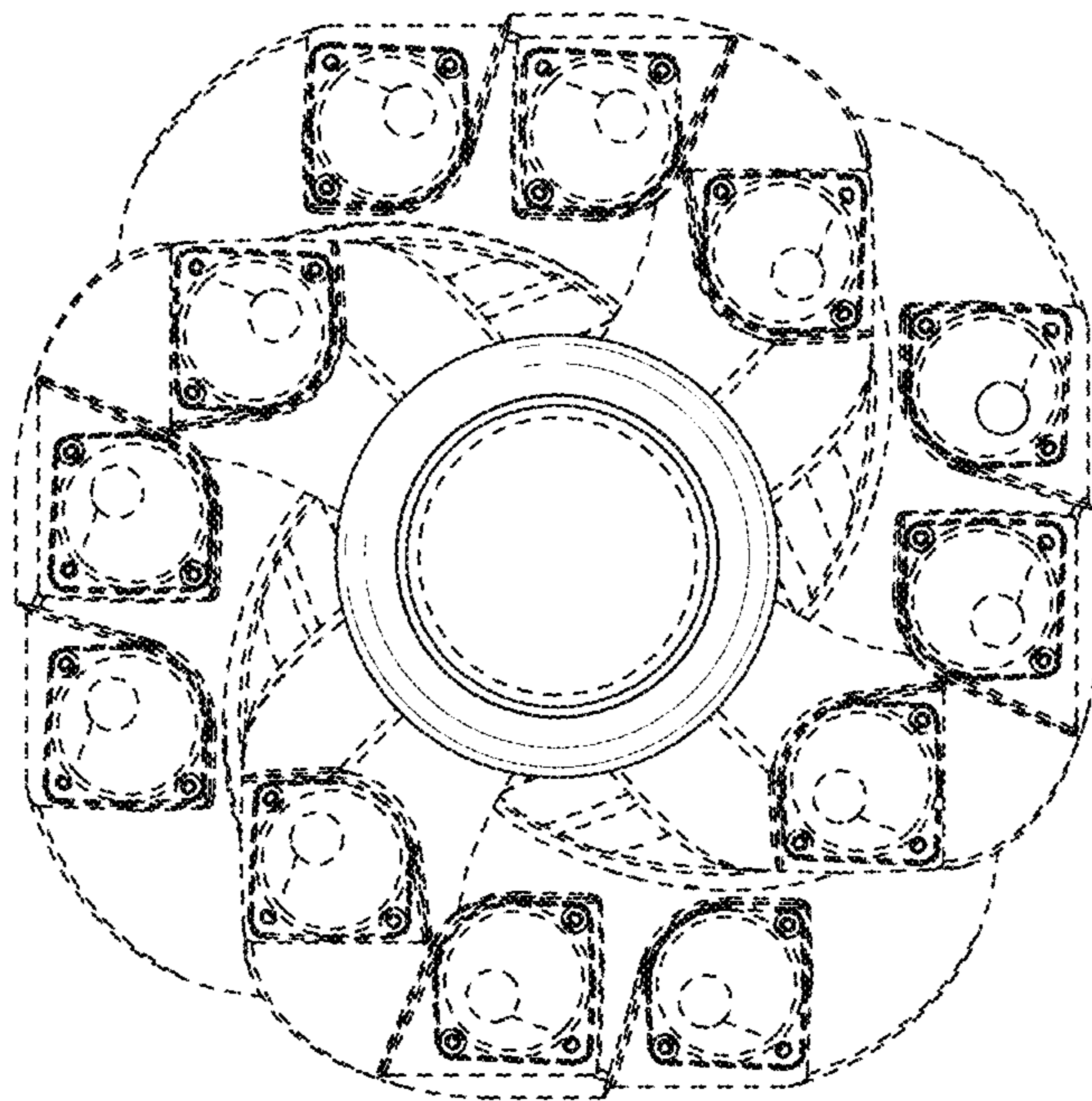


FIG. 7