

US00D819248S

(12) **United States Design Patent** (10) **Patent No.:** **US D819,248 S**  
**Agro** (45) **Date of Patent:** **\*\* May 29, 2018**

(54) **LIGHTING ASSEMBLY**  
(71) Applicant: **Molex, LLC**, Lisle, IL (US)  
(72) Inventor: **James V. Agro**, Lisle, IL (US)  
(73) Assignee: **Molex, LLC**, Lisle, IL (US)  
(\*\*) Term: **15 Years**  
(21) Appl. No.: **29/589,403**  
(22) Filed: **Dec. 30, 2016**  
(51) **LOC (11) Cl.** ..... **26-04**  
(52) **U.S. Cl.**  
USPC ..... **D26/76**  
(58) **Field of Classification Search**  
USPC ..... D26/74, 76, 78, 79, 80, 81, 82, 83, 85,  
D26/86, 88, 90, 113, 118, 119, 120, 121,  
D26/122, 138, 139, 140, 141, 142  
CPC ..... F21S 2/00; F21S 4/00; F21S 4/003; F21S  
4/005; F21S 4/006; F21S 4/007; F21S  
4/008; F21S 6/00; F21S 8/00; F21S  
8/024; F21S 8/026; F21S 8/031; F21S  
8/033; F21S 8/035-8/037; F21S 8/04;  
F21S 8/043; F21S 8/063  
See application file for complete search history.

(56) **References Cited**  
U.S. PATENT DOCUMENTS  
D593,246 S \* 5/2009 Fowler, Jr. .... D26/76  
D604,000 S \* 11/2009 Fowler, Jr. .... D26/76  
D605,342 S \* 12/2009 Chung ..... D26/118  
D608,490 S \* 1/2010 Chung ..... D26/118  
D667,983 S \* 9/2012 Pickard ..... D26/74  
D673,711 S \* 1/2013 Pickard ..... D26/74

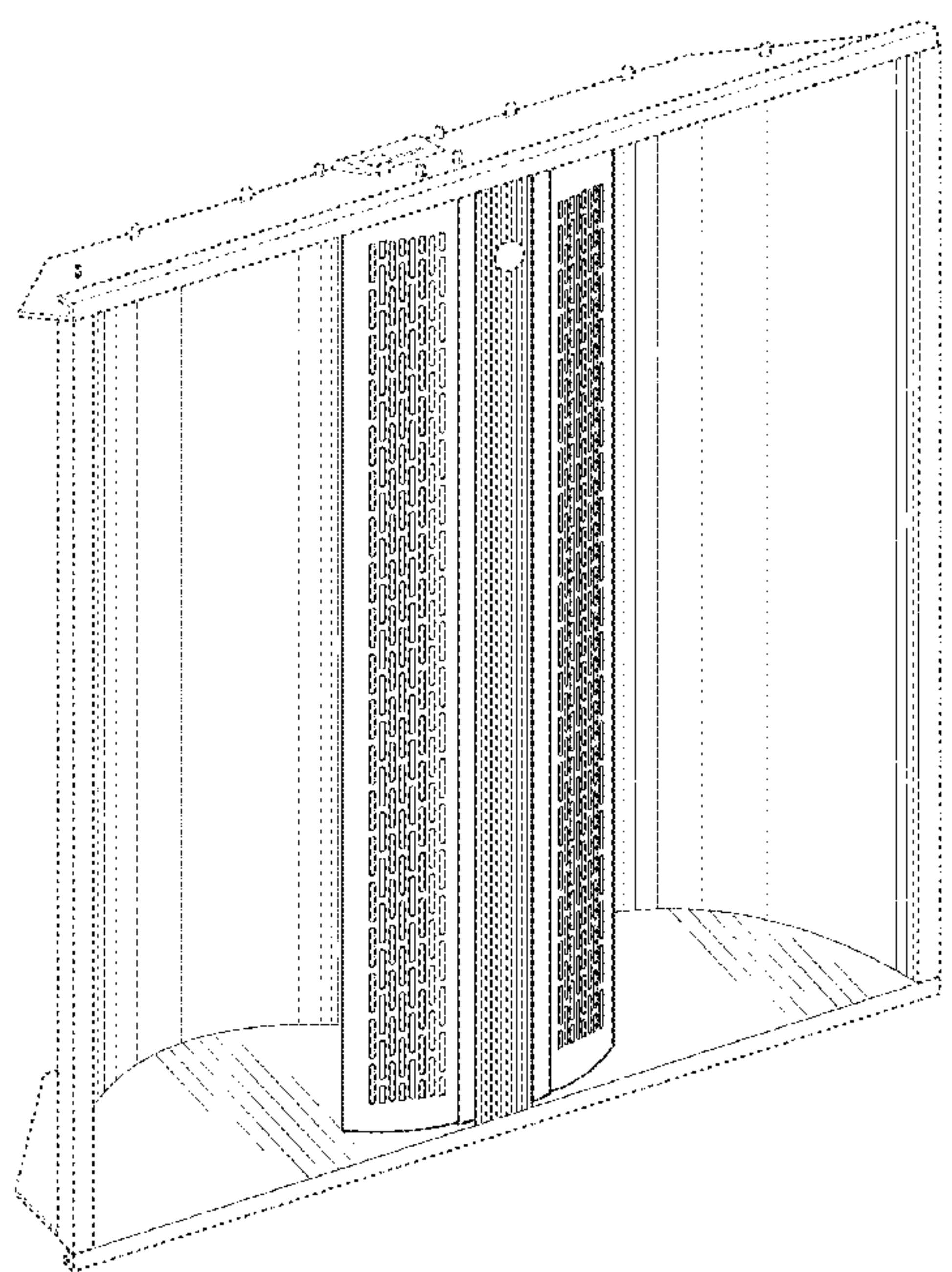
D678,597 S \* 3/2013 Lehman ..... D26/120  
D720,488 S \* 12/2014 Toyohisa ..... D26/74  
D721,198 S \* 1/2015 Glasbrenner ..... D26/76  
D734,534 S \* 7/2015 Howe ..... D26/122  
D735,401 S \* 7/2015 Clements ..... D26/120  
D762,909 S \* 8/2016 Shi ..... D26/76  
D786,471 S \* 5/2017 Snell ..... D26/74  
D804,710 S \* 12/2017 Stanley ..... D26/118

\* cited by examiner  
*Primary Examiner* — George D. Kirschbaum  
*Assistant Examiner* — Natasha Vujcic  
(74) *Attorney, Agent, or Firm* — Banner & Witcoff, Ltd.

(57) **CLAIM**  
The ornamental design for lighting assembly, as shown and described.

**DESCRIPTION**  
FIG. 1 is a bottom perspective view of lighting assembly showing my new design;  
FIG. 2 is a bottom view thereof;  
FIG. 3 is an enlarged view of a central portion of the design defined by lines 3-3 of FIG. 2;  
FIG. 4 is a left side view thereof;  
FIG. 5 is a right side view thereof;  
FIG. 6 is a front view thereof;  
FIG. 7 is a rear view thereof; and,  
FIG. 8 is a top view thereof.  
The lighting assembly is symmetrical about its longitudinal center plane. The broken line showing of the remainder of the lighting assembly represents unclaimed subject matter and forms no part in the claimed design.

**1 Claim, 7 Drawing Sheets**



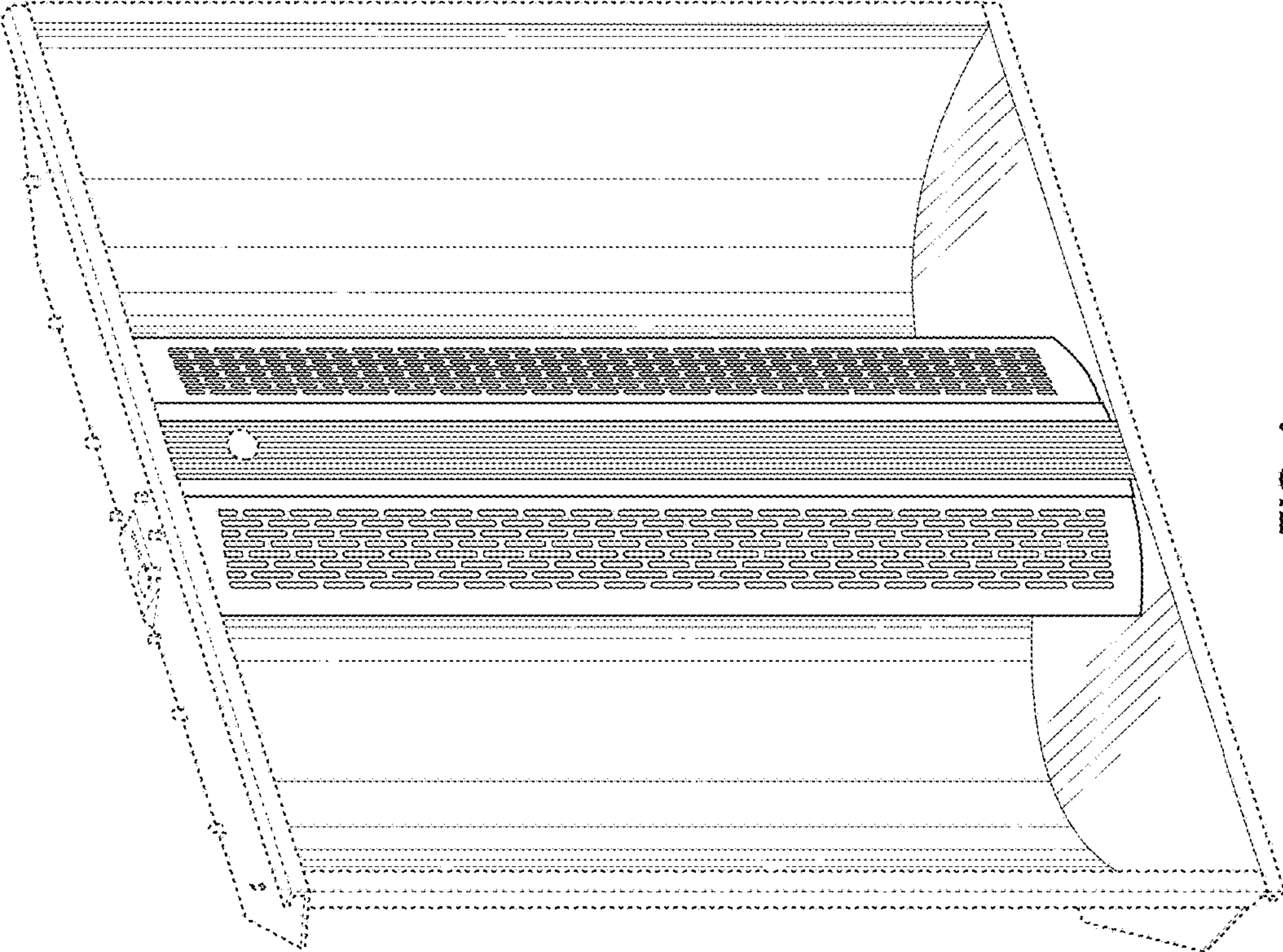


FIG. 1

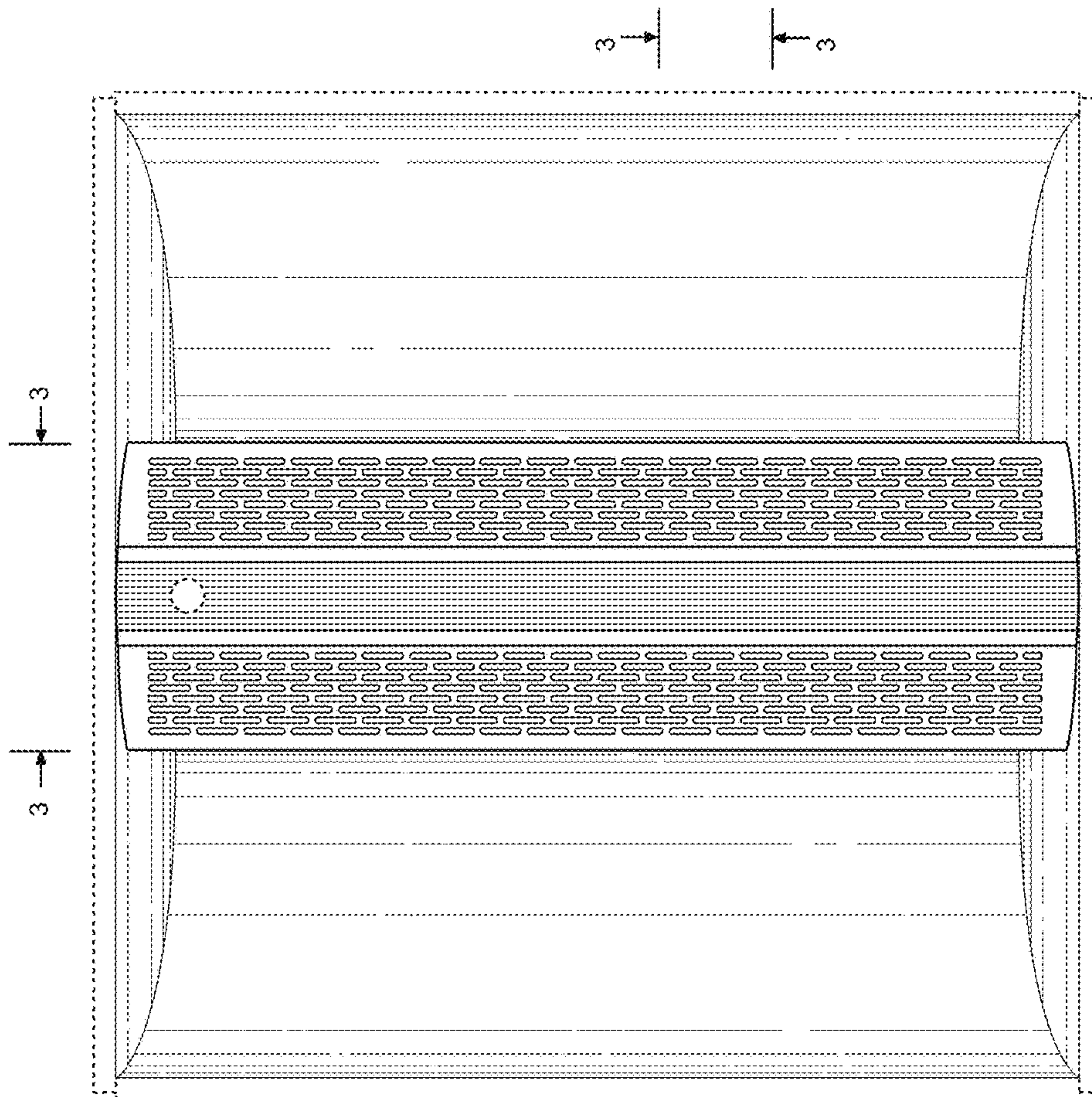


FIG. 2




FIG. 3




FIG. 4






FIG. 5

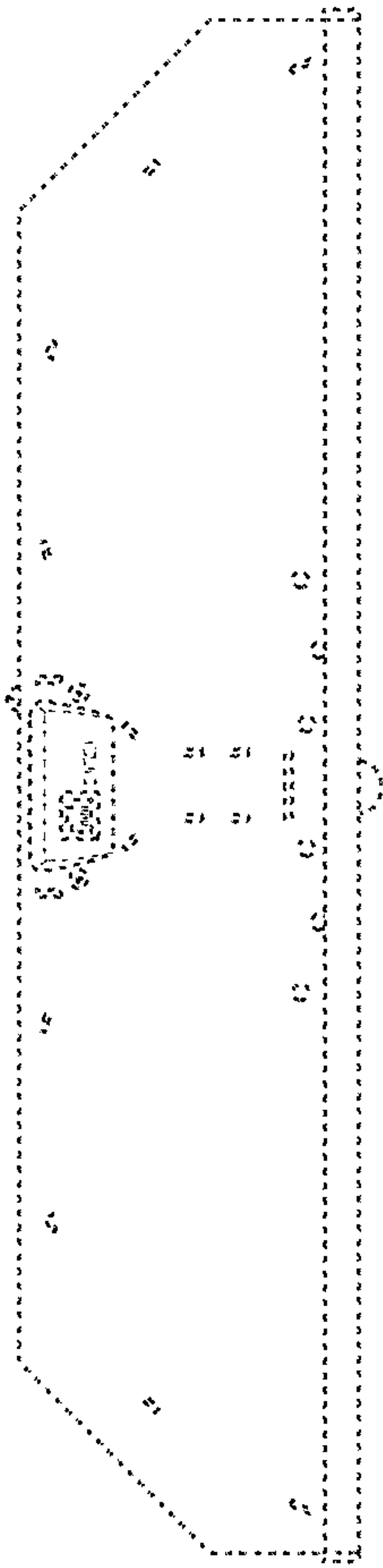


FIG. 6

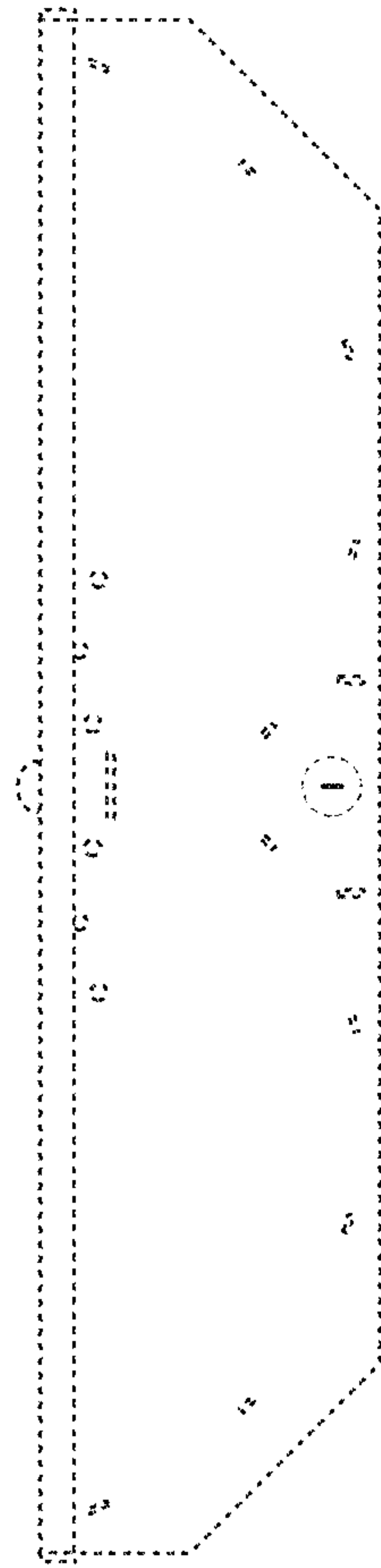


FIG. 7

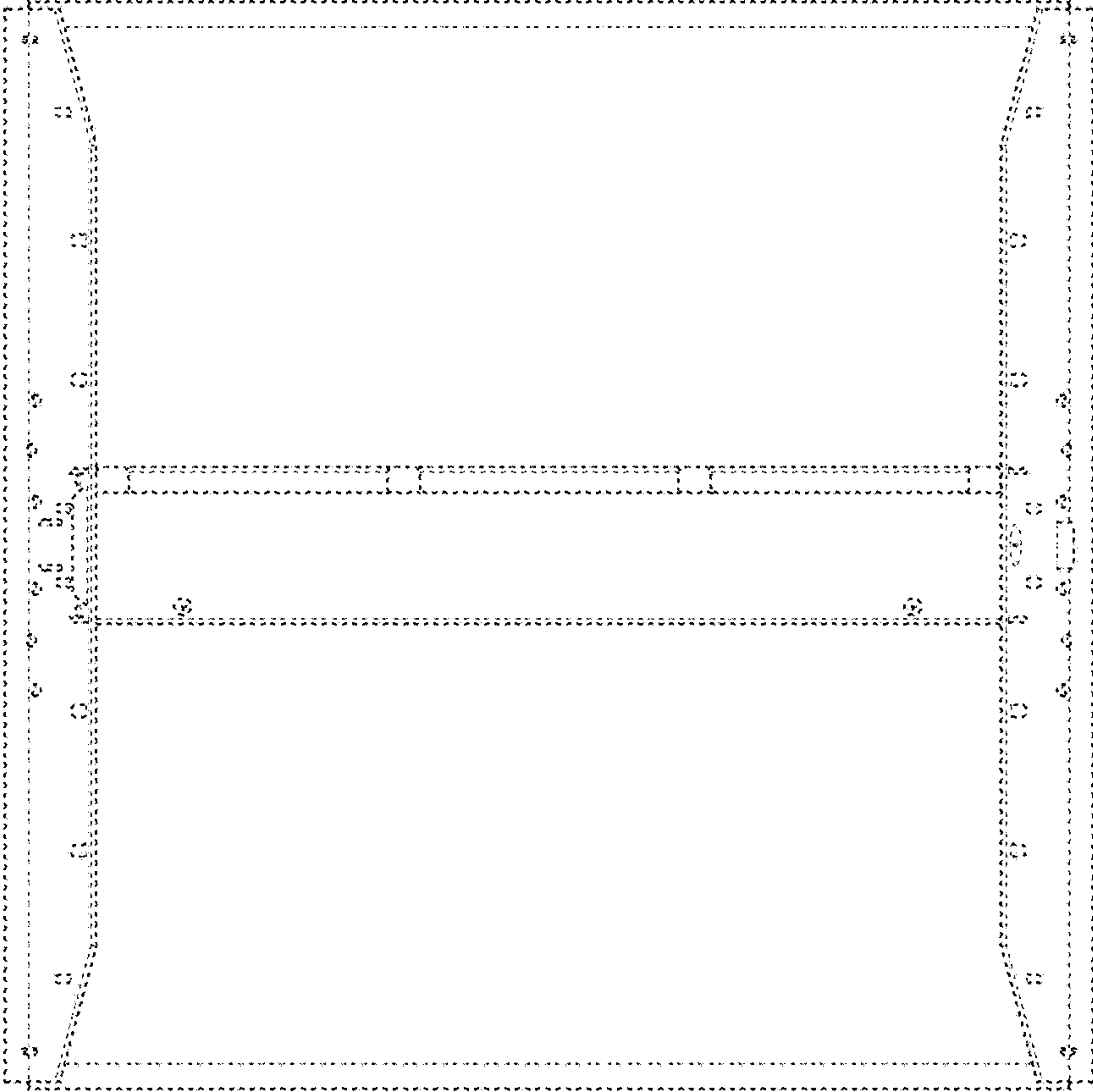


FIG. 8