



US00D819211S

(12) **United States Design Patent**  
**Iida et al.**

(10) **Patent No.:** **US D819,211 S**

(45) **Date of Patent:** **\*\* May 29, 2018**

(54) **KNEE SUPPORTER**

(71) Applicant: **mitsui chemicals, inc.**, Tokyo  
(JP)

(72) Inventors: **Kenji Iida**, Sodegaura (JP); **Motoyasu Yasui**, Sodegaura (JP); **Kazuoki Nakai**, Sodegaura (JP); **Tomoaki Ito**, Sodegaura (JP); **Shiori Hanada**, Sodegaura (JP); **Fumiaki Saikawa**, Asikita-gun (JP)

(73) Assignee: **mitsui chemicals, inc.**, Tokyo  
(JP)

(\*\*) Term: **15 Years**

(21) Appl. No.: **29/553,925**

(22) Filed: **Feb. 5, 2016**

(51) **LOC (11) Cl.** ..... **24-00**

(52) **U.S. Cl.**  
USPC ..... **D24/171**

(58) **Field of Classification Search**  
USPC ..... D24/171, 190, 229, 140, 184; D12/128;  
D30/158; D21/662  
CPC ..... F16L 53/008  
See application file for complete search history.

(56) **References Cited**

U.S. PATENT DOCUMENTS

D550,848 S \* 9/2007 Juta ..... D24/190  
D553,250 S \* 10/2007 Juta ..... D24/190

D571,917 S \* 6/2008 Stoši ..... D24/171  
D622,399 S \* 8/2010 Veon ..... D12/128  
D647,628 S \* 10/2011 Helfteren ..... D24/229  
D651,314 S \* 12/2011 Habegger ..... D24/140  
D728,805 S \* 5/2015 Tanaka ..... D24/190  
D775,352 S \* 12/2016 Mills ..... D24/171  
D782,050 S \* 3/2017 Westdyk ..... D24/184  
D782,750 S \* 3/2017 Denney ..... D30/158  
D785,103 S \* 4/2017 Townsend ..... D21/662  
D785,184 S \* 4/2017 Higgins ..... D24/184  
2016/0278164 A1 \* 9/2016 Iida ..... F16L 53/008

\* cited by examiner

*Primary Examiner* — Rhea Shields

(74) *Attorney, Agent, or Firm* — Oliff PLC

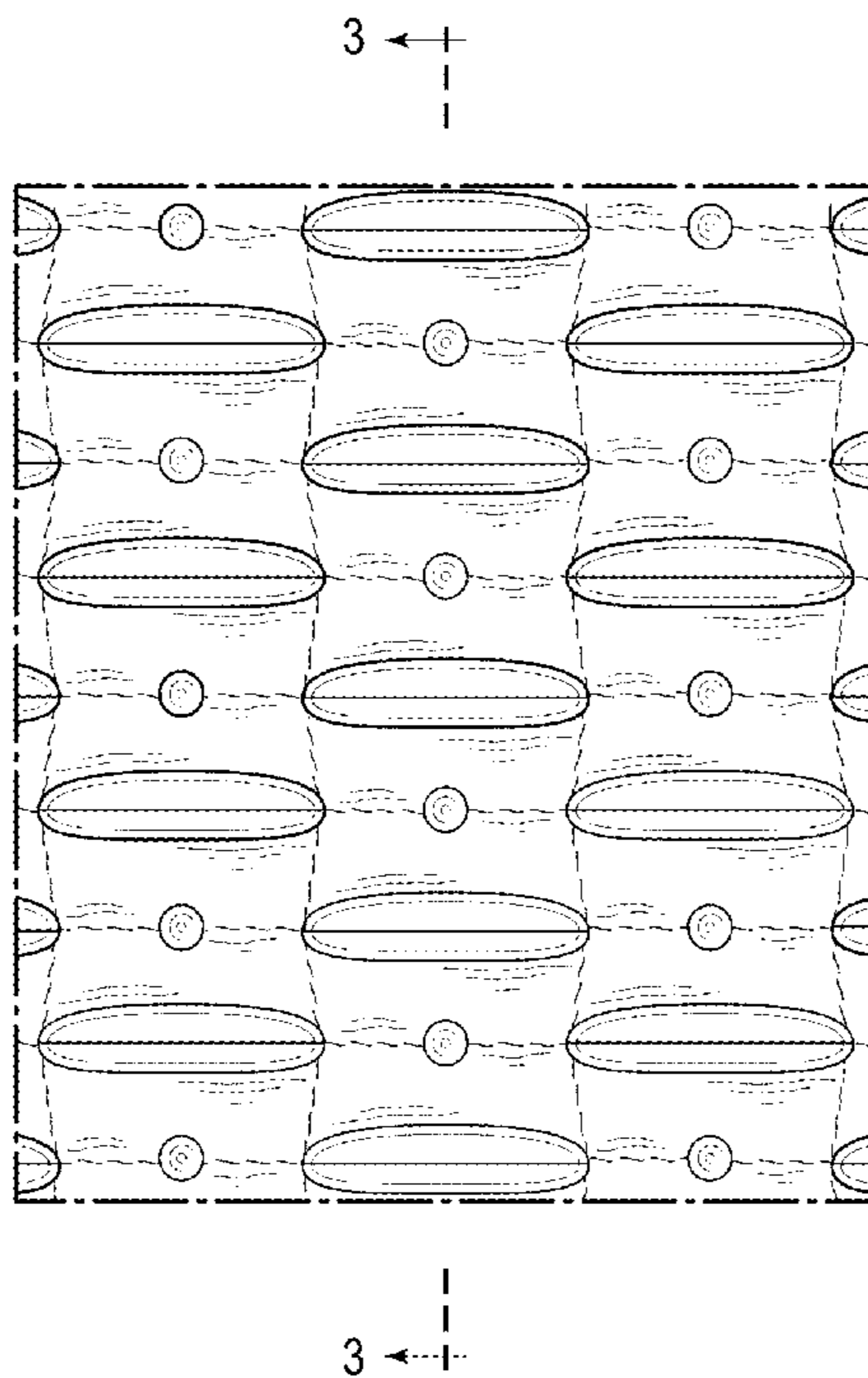
(57) **CLAIM**

The ornamental design for a knee supporter, as shown and described.

**DESCRIPTION**

FIG. 1 is a rear elevational view of the knee supporter; FIG. 2 is an enlarged view (upper or lower portion) of the claimed design shown in FIG. 1; and, FIG. 3 is a cross-sectional view along line 3-3 in FIG. 2. In FIGS. 1 and 2, the dot-dash broken lines are for the purpose of illustrating the claimed boundaries. In FIG. 2, the wavy broken lines are for the purpose of illustrating shading within the claimed wrinkled recesses of the knee supporter. Throughout the drawings, the dash-dash broken lines are for the purpose of illustrating environment only and form no part of the claimed design.

**1 Claim, 3 Drawing Sheets**



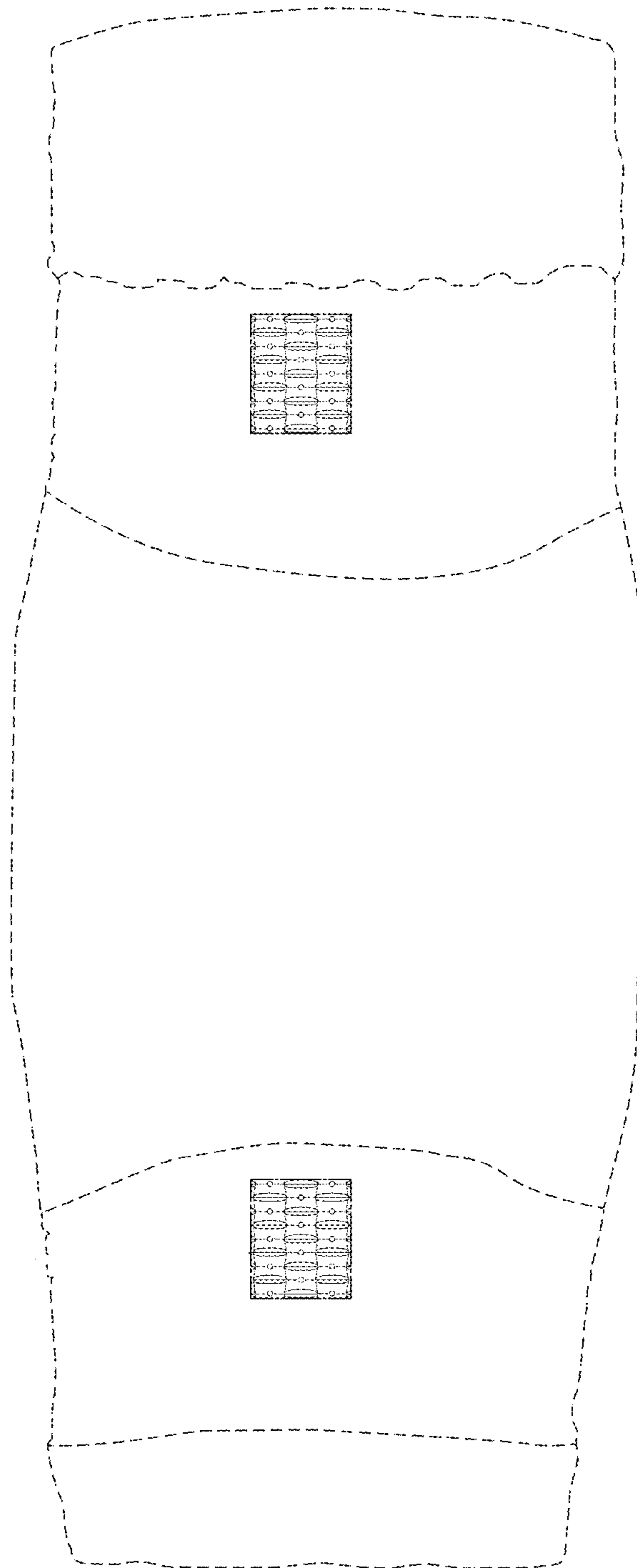


FIG. 1

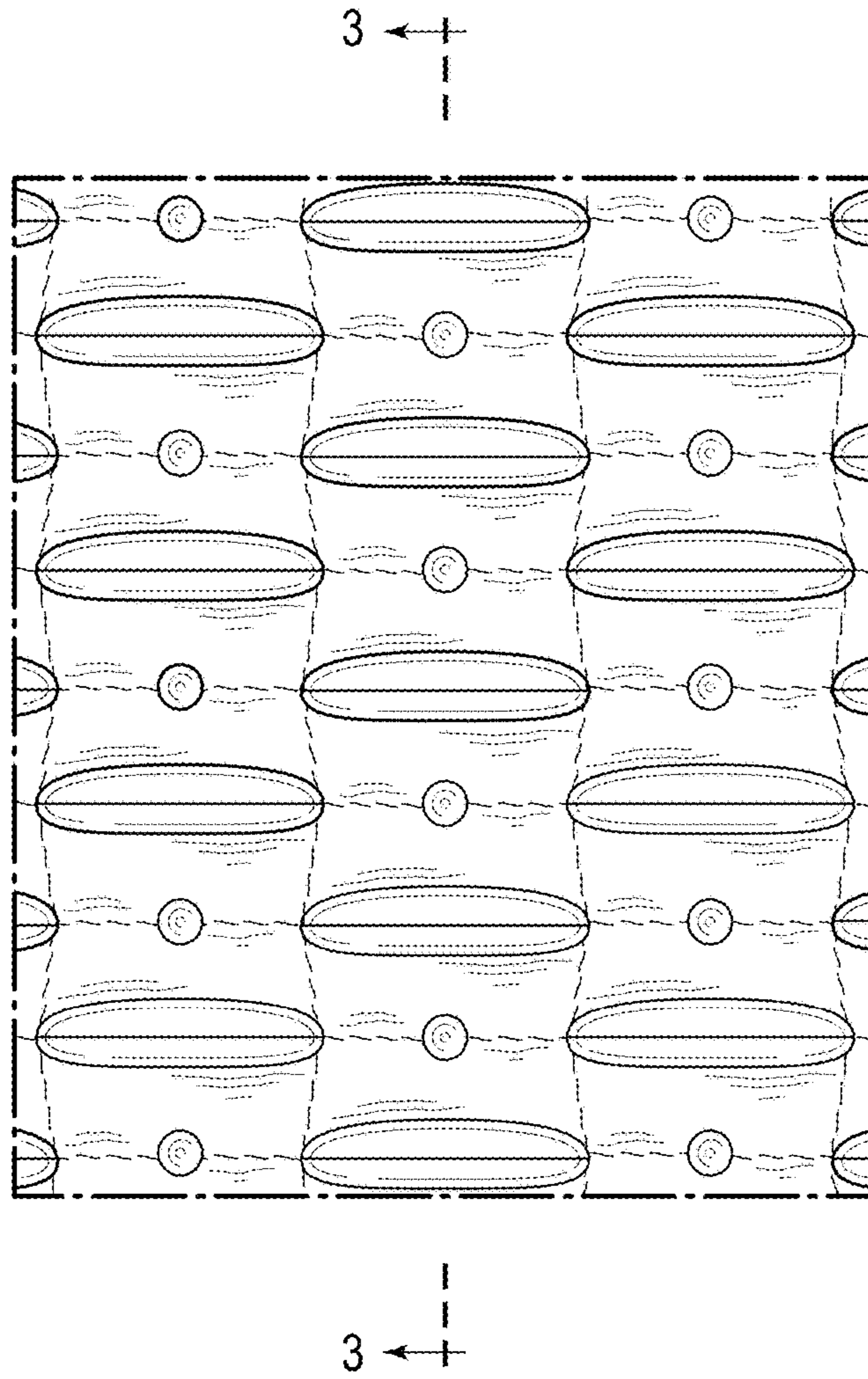


FIG. 2

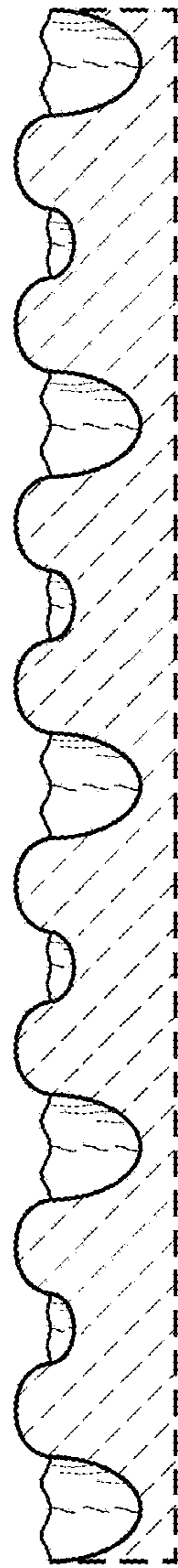


FIG. 3