



US00D819208S

(12) **United States Design Patent** (10) **Patent No.:** **US D819,208 S**
Lam (45) **Date of Patent:** **** May 29, 2018**

(54) **FOOT FILE BLADE**

(71) Applicant: **W.S. Industries, Inc.**, Garden Grove, CA (US)

(72) Inventor: **Vinh Lam**, Garden Grove, CA (US)

(73) Assignee: **W.S. INDUSTRIES, INC.**, Garden Grove, CA (US)

(**) Term: **15 Years**

(21) Appl. No.: **29/574,207**

(22) Filed: **Aug. 12, 2016**

(51) **LOC (11) Cl.** **24-02**

(52) **U.S. Cl.**
USPC **D24/147**

(58) **Field of Classification Search**
USPC D7/693, 678; D28/56–59;
D24/147–149; 132/75, 73–76.5; 241/273
CPC A47J 43/25
See application file for complete search history.

(56) **References Cited**

U.S. PATENT DOCUMENTS

D301,070 S *	5/1989	Lallerstedt	D28/59
6,318,652 B1 *	11/2001	Liu	A47J 43/25 241/168
D496,731 S *	9/2004	Park	D24/133
D530,859 S *	10/2006	Motta	D28/59
D531,359 S *	10/2006	Ajootian	D28/59
D563,048 S *	2/2008	Kim	D24/147
D608,502 S *	1/2010	Andersson	D28/59
D634,070 S *	3/2011	Nguyen	D28/59
D741,017 S *	10/2015	Exley	D28/59

OTHER PUBLICATIONS

“Oneleaf 2PCS Professional Pedicure Rasp Foot File Cracked Skin
Corns Callus Remover for Extra Smooth and Beauty Foot” [https://](https://www.amazon.com/Oneleaf-Professional-Pedicure-Cracked-Remover/dp/B01L6ZXDLK/)

www.amazon.com/Oneleaf-Professional-Pedicure-Cracked-Remover/dp/B01L6ZXDLK/
ref=cm_cr_arp_d_pdt_img_top?ie=UTF8 Oct. 21, 2016 (Year: 2016).*
“Makartt Coarse Callus Remover Stainless Steel Blade Replaceable Home Foot File Saving Time and Money” https://www.amazon.com/MAKARTT-Coarse-Remover-Stainless-Replaceable/dp/B01B2U04QG/ref=cm_cr_arp_d_product_top?ie=UTF8&th=10
Mar. 30, 2016 (Year: 2016).*
MC Jaw Foot file; Jul. 2015.

* cited by examiner

Primary Examiner — Thomas Johannes
Assistant Examiner — Samantha Q. Lawrence
(74) *Attorney, Agent, or Firm* — Snell & Wilmer LLP

(57) **CLAIM**

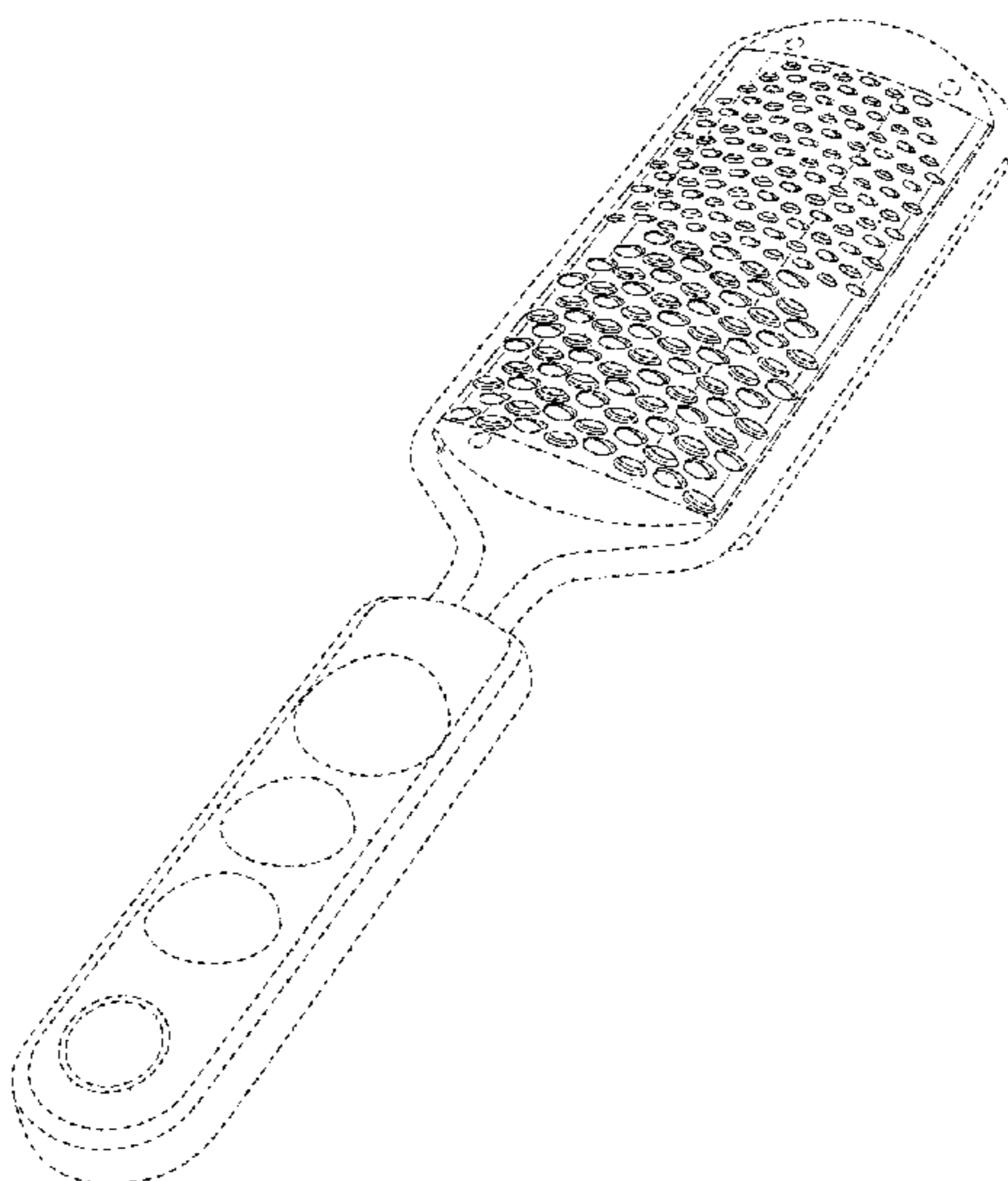
I claim the ornamental design for a foot file blade, as shown and described.

DESCRIPTION

FIG. 1 is a front bottom perspective view of a foot file blade showing my new design;
FIG. 2 is a front top perspective view thereof;
FIG. 3 is a rear bottom perspective view thereof;
FIG. 4 is a front view thereof;
FIG. 5 is a rear view thereof;
FIG. 6 is a left side view thereof;
FIG. 7 is a right side view thereof;
FIG. 8 is a top view thereof; and,
FIG. 9 is a bottom view thereof.

The dot-dash broken lines shown in FIGS. 1, 2, 4, 6, and 7 illustrate a boundary of the claimed design. The dash-dash broken lines shown in FIGS. 1-9 illustrate portions of the foot file blade that form no part of the claimed design. All broken lines and unshaded surfaces bounded by broken lines form no part of the claimed design.

1 Claim, 7 Drawing Sheets



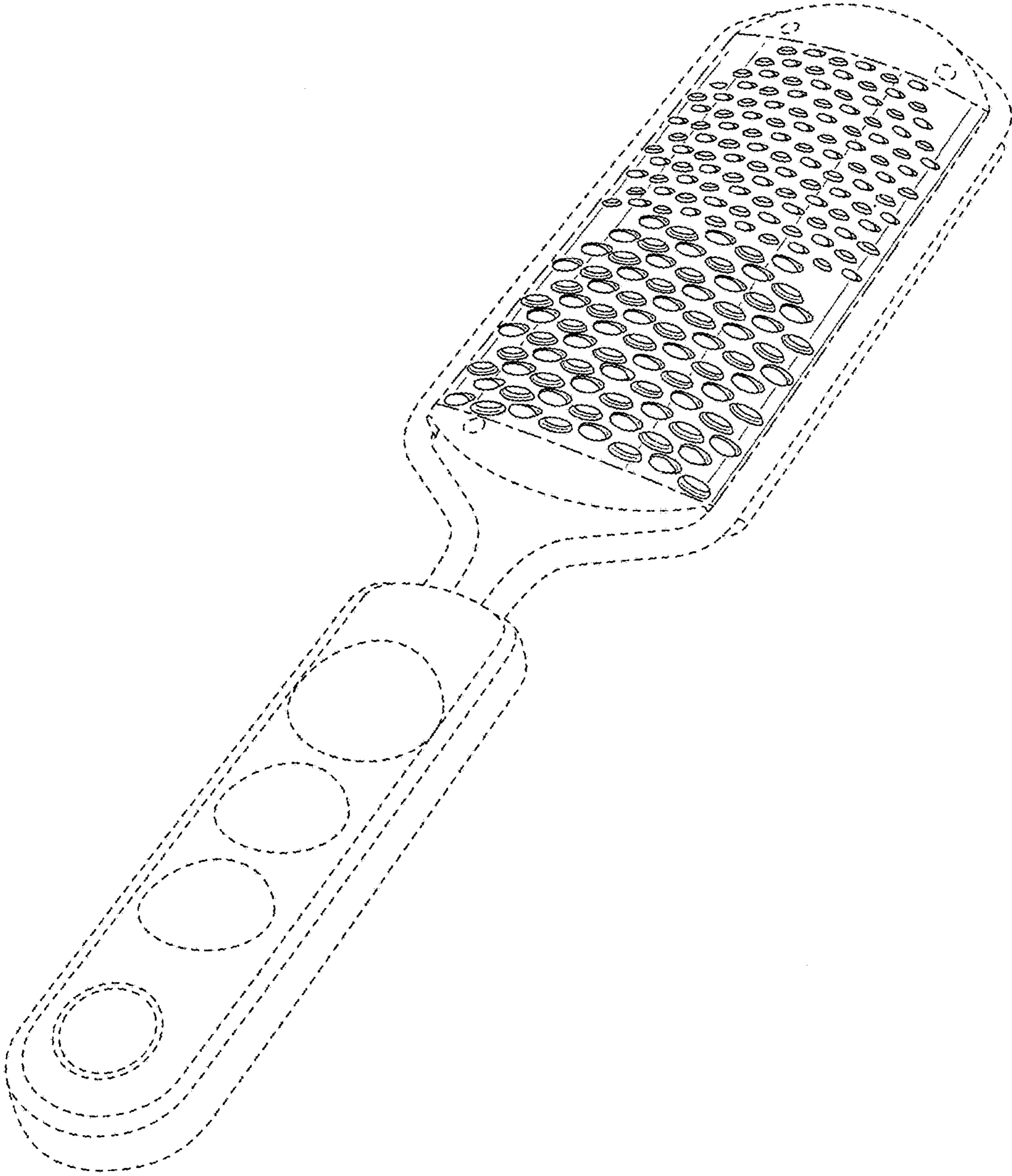


FIG. 1

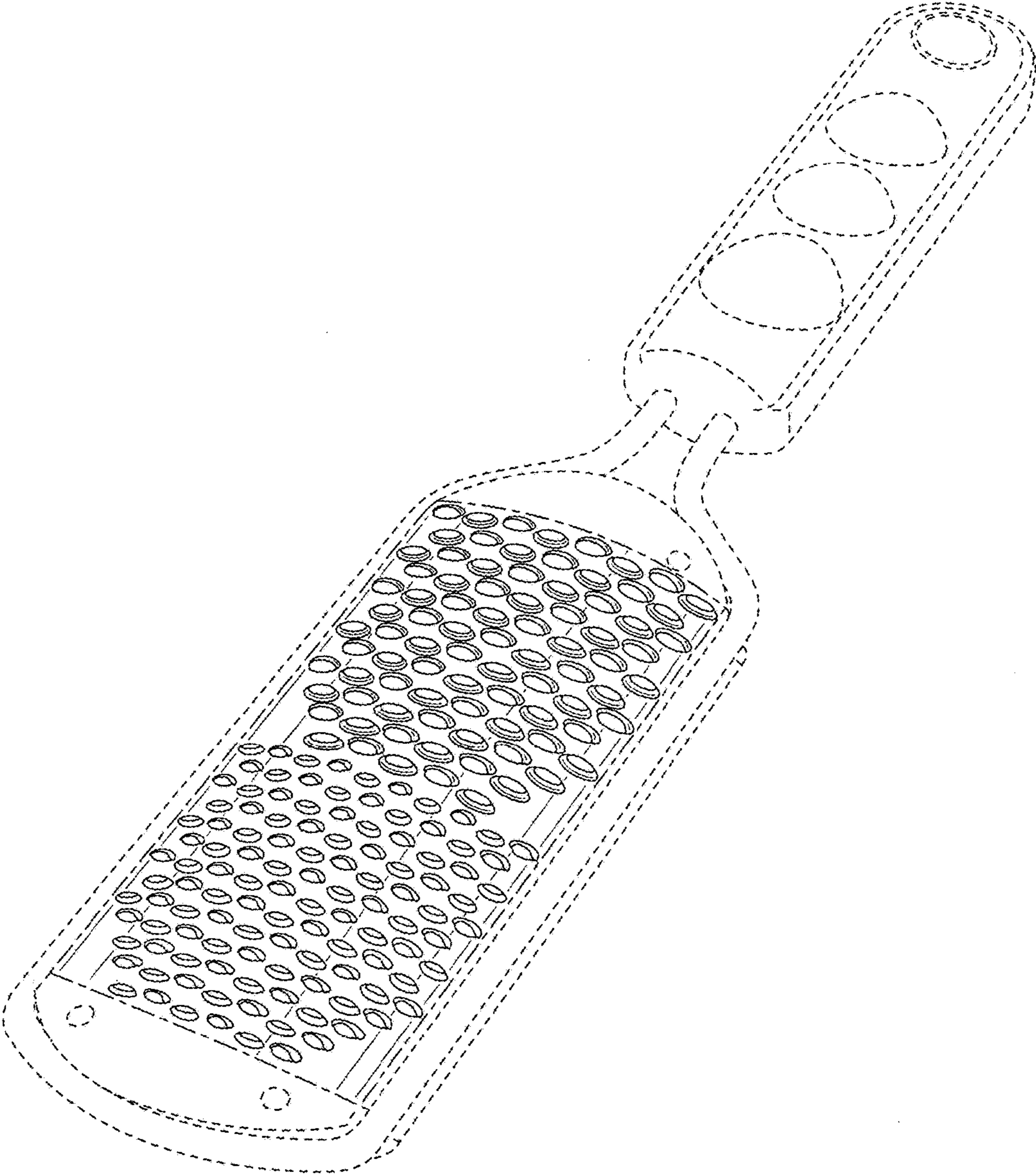


FIG. 2

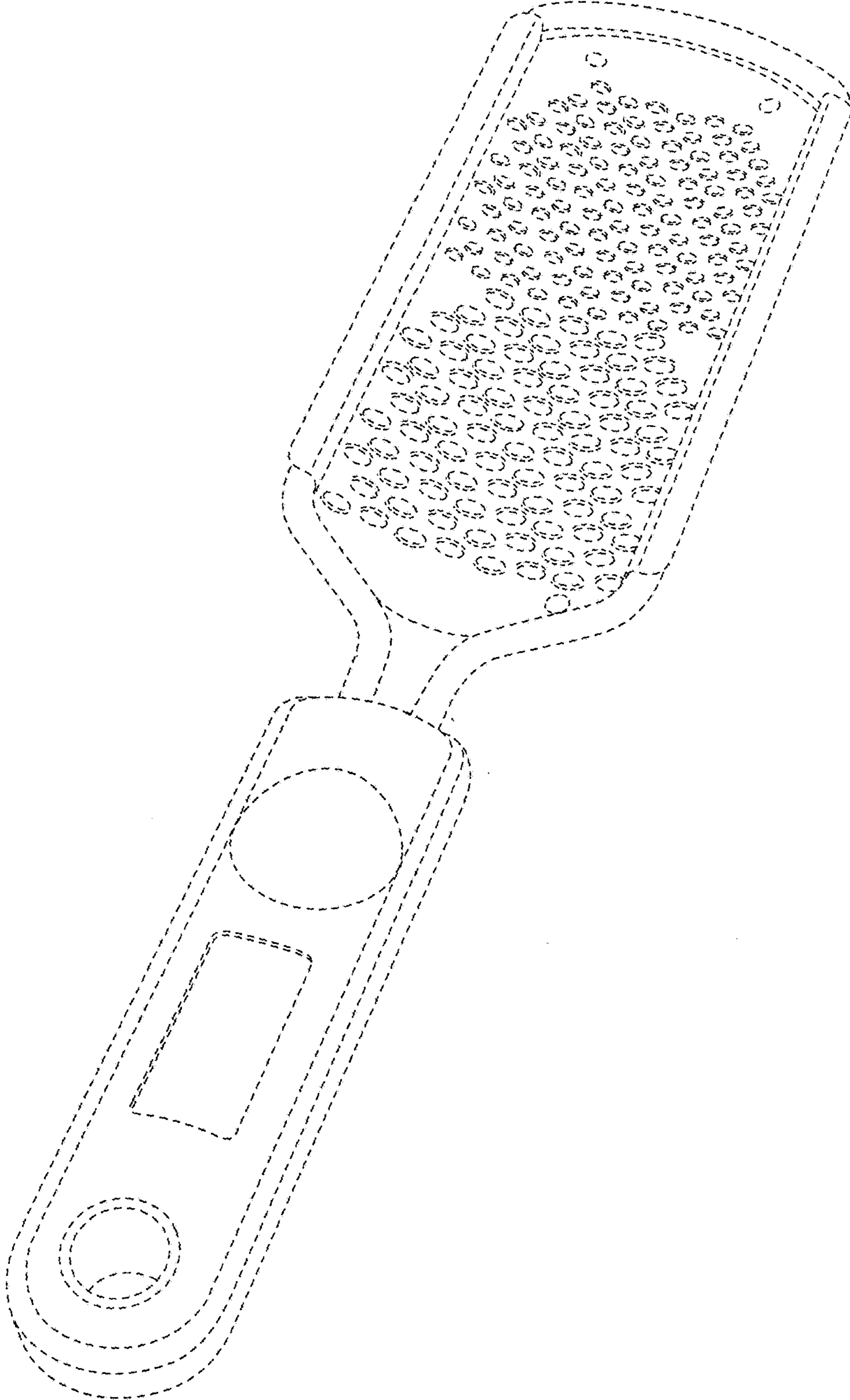


FIG. 3

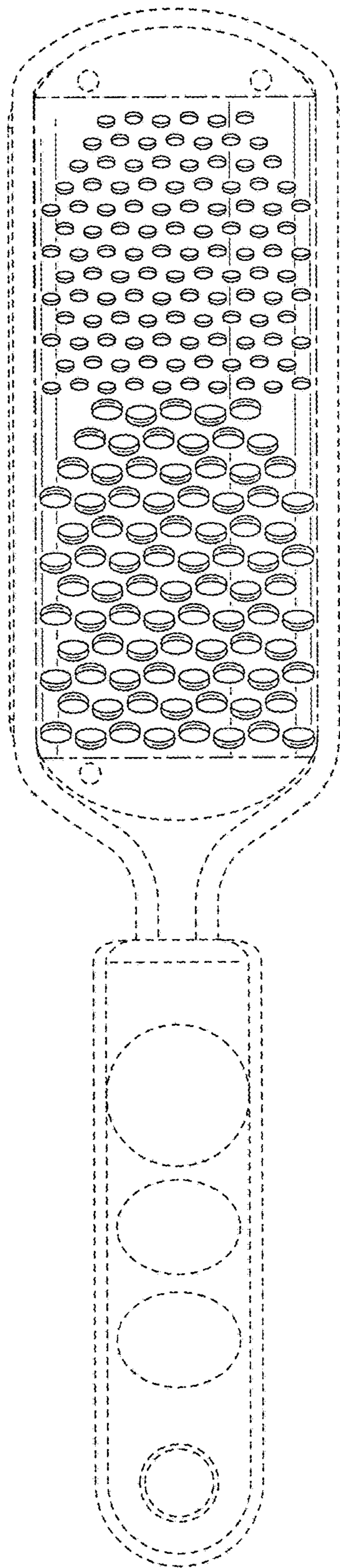


FIG. 4

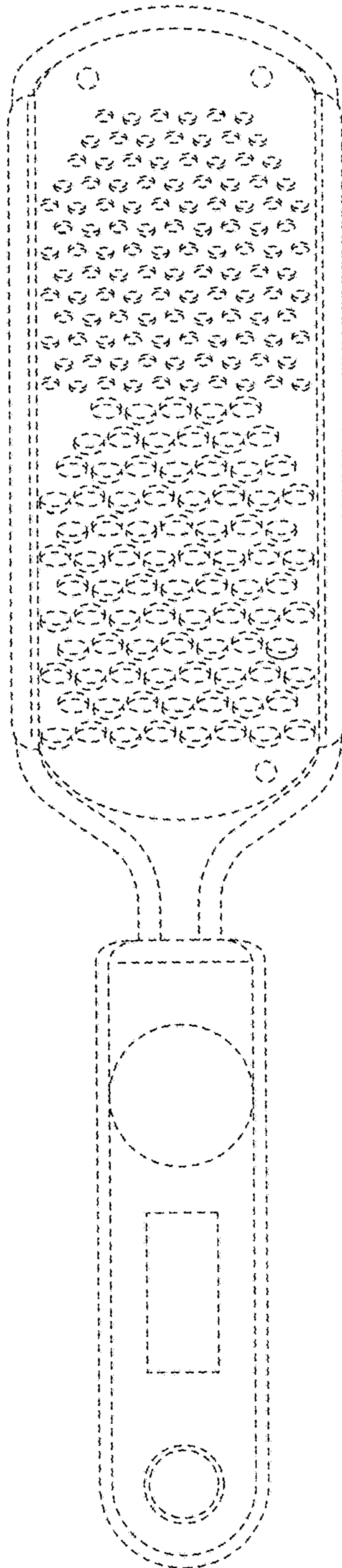


FIG. 5




FIG. 6

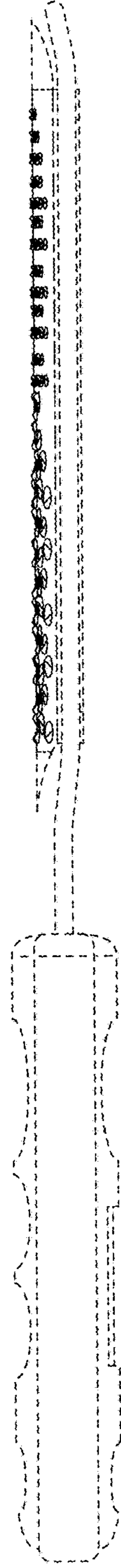


FIG. 7

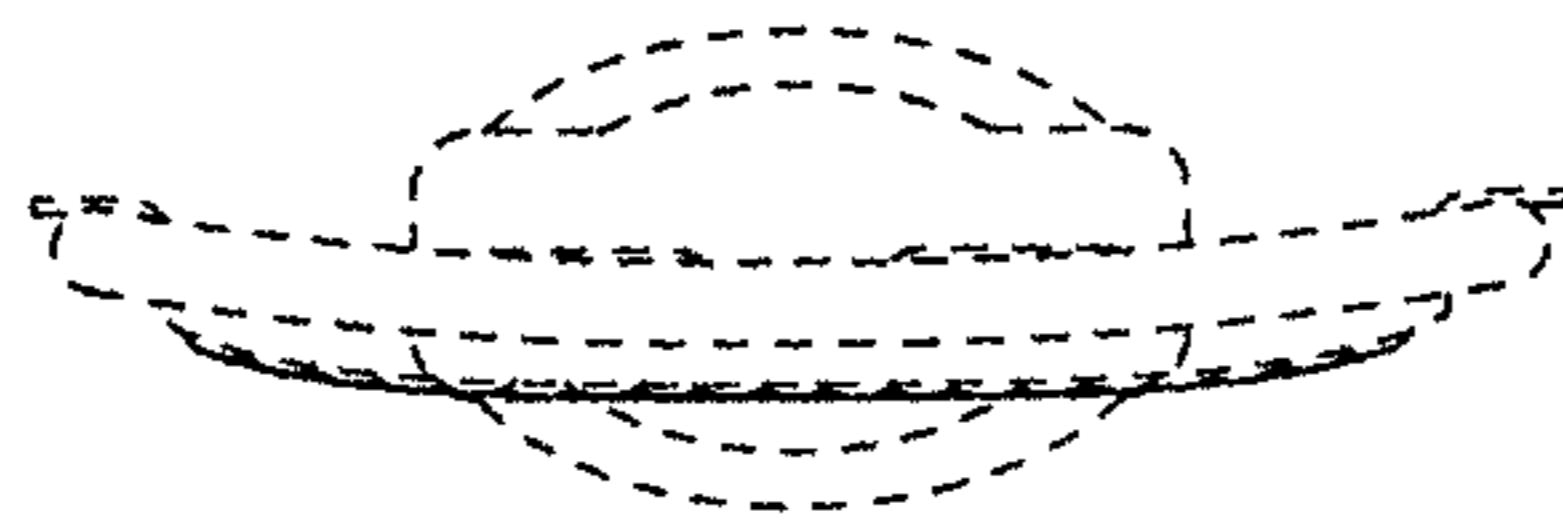


FIG. 8

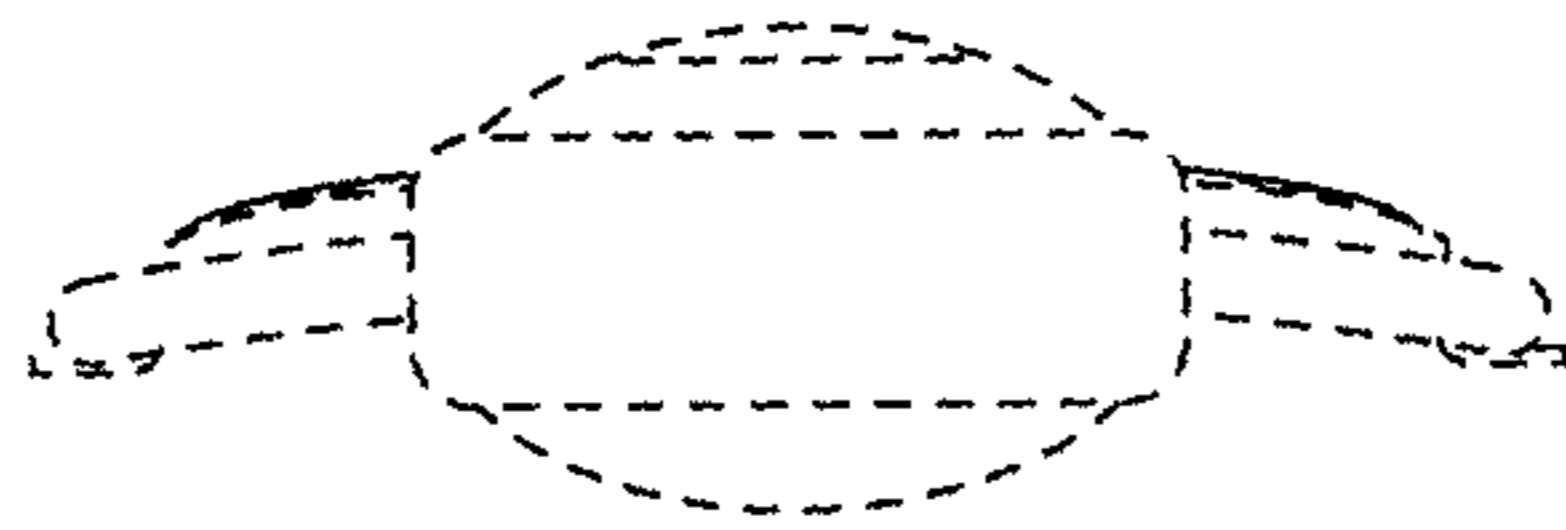


FIG. 9