



US00D819194S

(12) **United States Design Patent** (10) **Patent No.:** **US D819,194 S**  
**Wenger et al.** (45) **Date of Patent:** **\*\* May 29, 2018**

(54) **BREATHING MASK FOR PHYSICAL EXERCISE**

(71) Applicant: **K670 GmbH**, Salzburg (AT)

(72) Inventors: **Dominique Wenger**, Salzburg (AT);  
**Nicolas Wenger**, Salzburg (AT)

(73) Assignee: **K670 GmbH**, Salzburg (AT)

(\*\*) Term: **15 Years**

(21) Appl. No.: **29/570,637**

(22) Filed: **Jul. 11, 2016**

(30) **Foreign Application Priority Data**

Jun. 1, 2016 (EP) ..... 003165265

(51) **LOC (11) Cl.** ..... **29-02**

(52) **U.S. Cl.**  
USPC ..... **D24/110.1; D29/108**

(58) **Field of Classification Search**  
USPC ..... D24/110.1, 110.6, 127, 162, 164;  
D29/108

CPC ..... A61B 18/02; A62B 18/025; A62B 23/025;  
A62B 7/10; A62B 9/02; A63B 23/18

See application file for complete search history.

(56) **References Cited**

**U.S. PATENT DOCUMENTS**

D270,957 S	10/1983	Maryyanek et al.	
D382,341 S	8/1997	Freund	
5,884,336 A *	3/1999	Stout	A62B 9/003 128/205.27
D502,261 S	2/2005	Kopacko et al.	
D597,200 S *	7/2009	Grimsley	D24/110.1
D671,688 S *	11/2012	Sullivan, II	A41D 13/1146 D29/108
D692,127 S	10/2013	Lee	

D709,182 S	7/2014	Rothermel et al.	
D765,237 S *	8/2016	Danford	D24/110.1
D767,754 S *	9/2016	Danford	D24/110.1
D767,755 S	9/2016	D'Souza et al.	
D775,323 S	12/2016	Bowsher	
9,579,540 B1 *	2/2017	Danford	A63B 21/0004
D782,655 S	3/2017	Blanch et al.	
D784,516 S	4/2017	Prentice et al.	
9,643,048 B1 *	5/2017	Danford	A61M 16/20
9,707,444 B1 *	7/2017	Danford	A63B 23/18
9,878,204 B2 *	1/2018	Danford	A63B 23/18
D811,581 S *	2/2018	Danford	D24/110.1
9,914,017 B2 *	3/2018	McKeown	A63B 23/18
2010/0024826 A1 *	2/2010	Sullivan, Jr.	A41D 13/1146 128/207.11

(Continued)

*Primary Examiner* — Barbara Fox

*Assistant Examiner* — Lilyana Bekic

(74) *Attorney, Agent, or Firm* — Finnegan, Henderson, Farabow, Garrett & Dunner, L.L.P.

(57) **CLAIM**

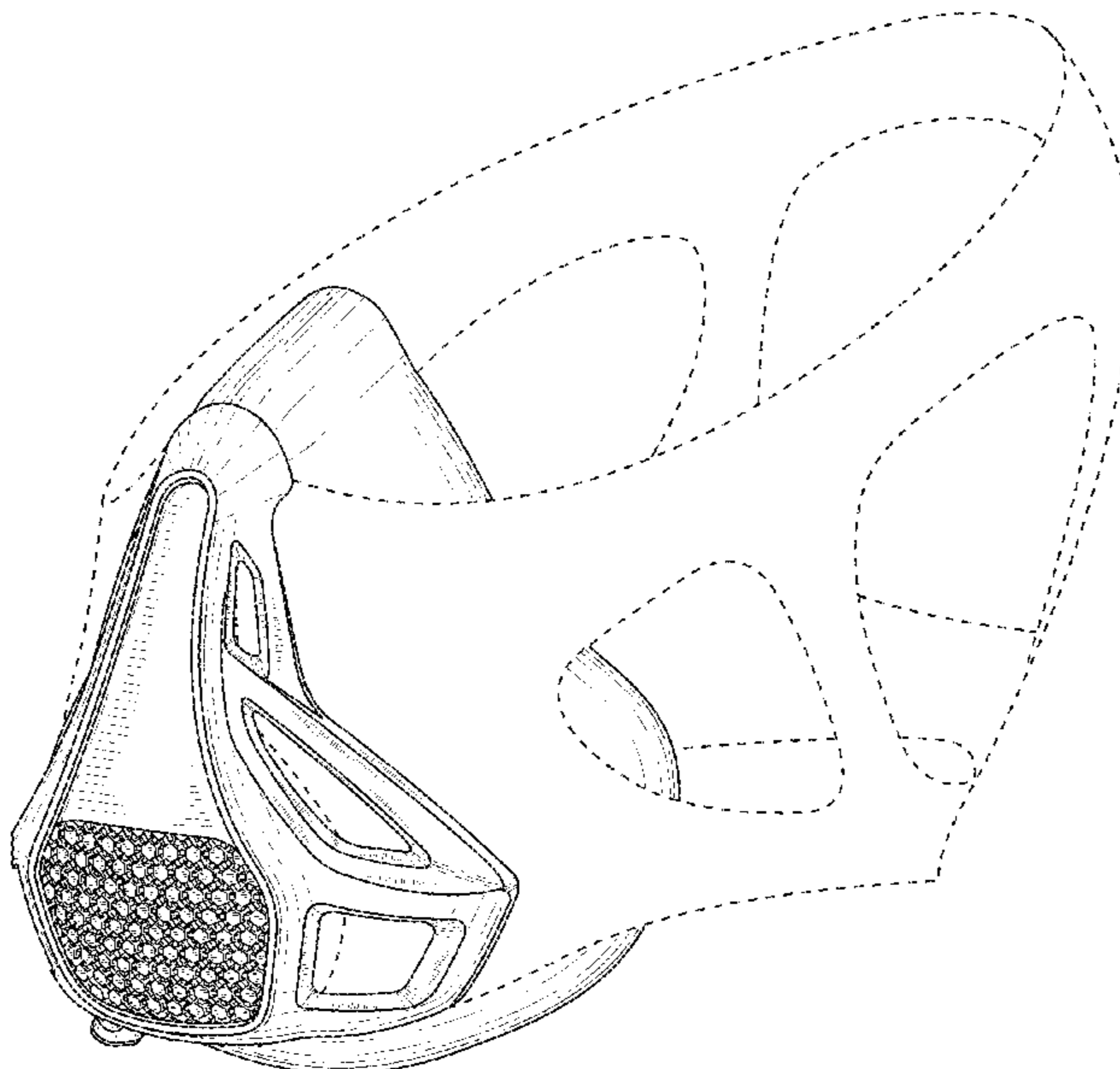
The ornamental design for a breathing mask for physical exercise, as shown and described.

**DESCRIPTION**

FIG. 1 is a front, right perspective view of the breathing mask for physical exercise;  
 FIG. 2 is a right side view thereof;  
 FIG. 3 is a top perspective view thereof;  
 FIG. 4 is a front view thereof;  
 FIG. 5 is a rear view thereof;  
 FIG. 6 is a left side view thereof; and,  
 FIG. 7 is a bottom perspective view thereof.

The strap shown in broken lines in the drawings illustrates environmental subject matter and forms no part of the claimed design. All other broken lines shown in FIGS. 1, 2, 6, and 7 illustrate portions of the breathing mask for physical exercise that form no part of the claimed design.

**1 Claim, 7 Drawing Sheets**



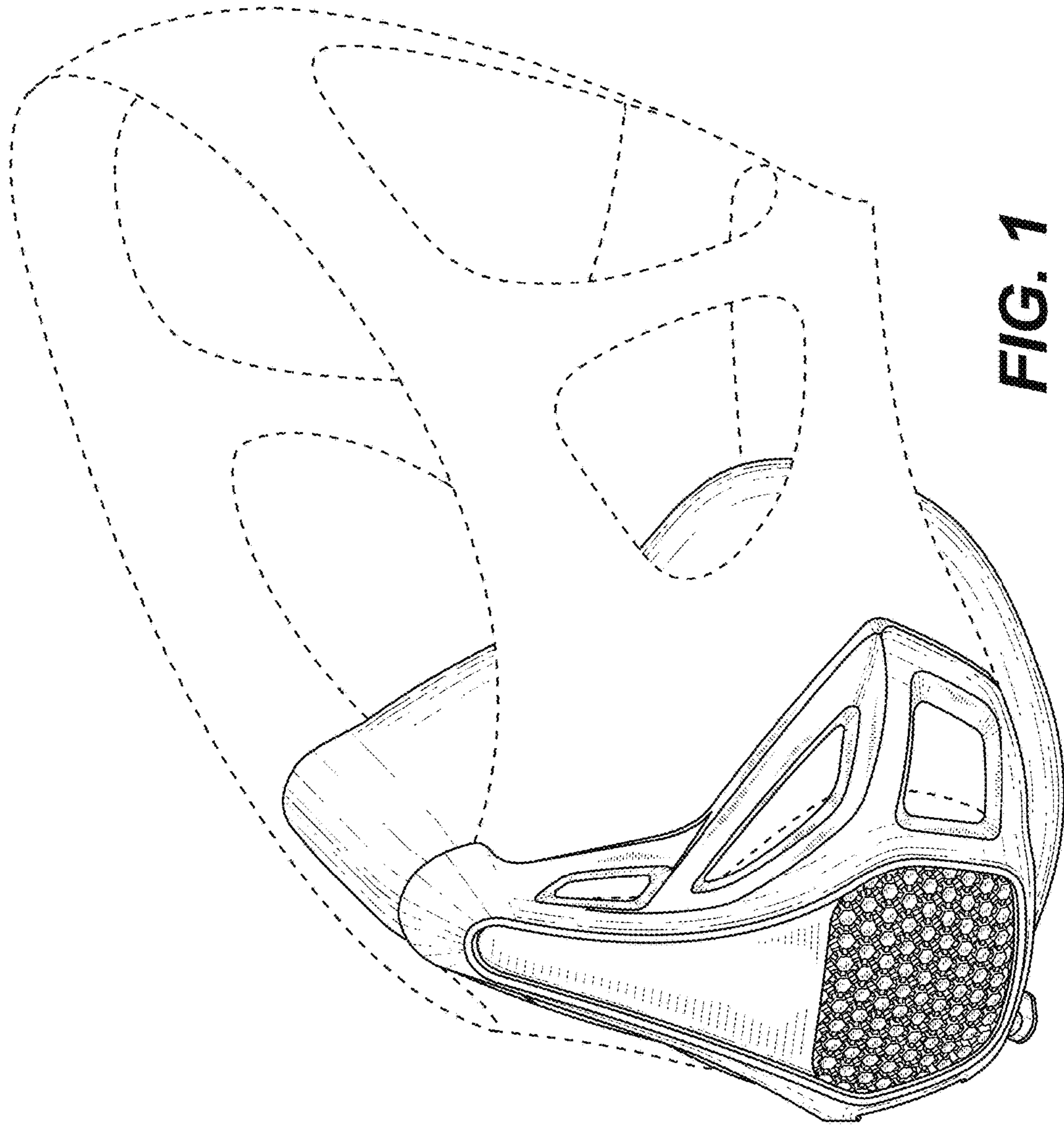
(56)

**References Cited**


U.S. PATENT DOCUMENTS

2013/0319420 A1\* 12/2013 Danford ..... A62B 18/10  
128/206.21  
2016/0129287 A1\* 5/2016 Danford ..... A62B 23/025  
128/863  
2017/0144000 A1\* 5/2017 Danford ..... A62B 7/10

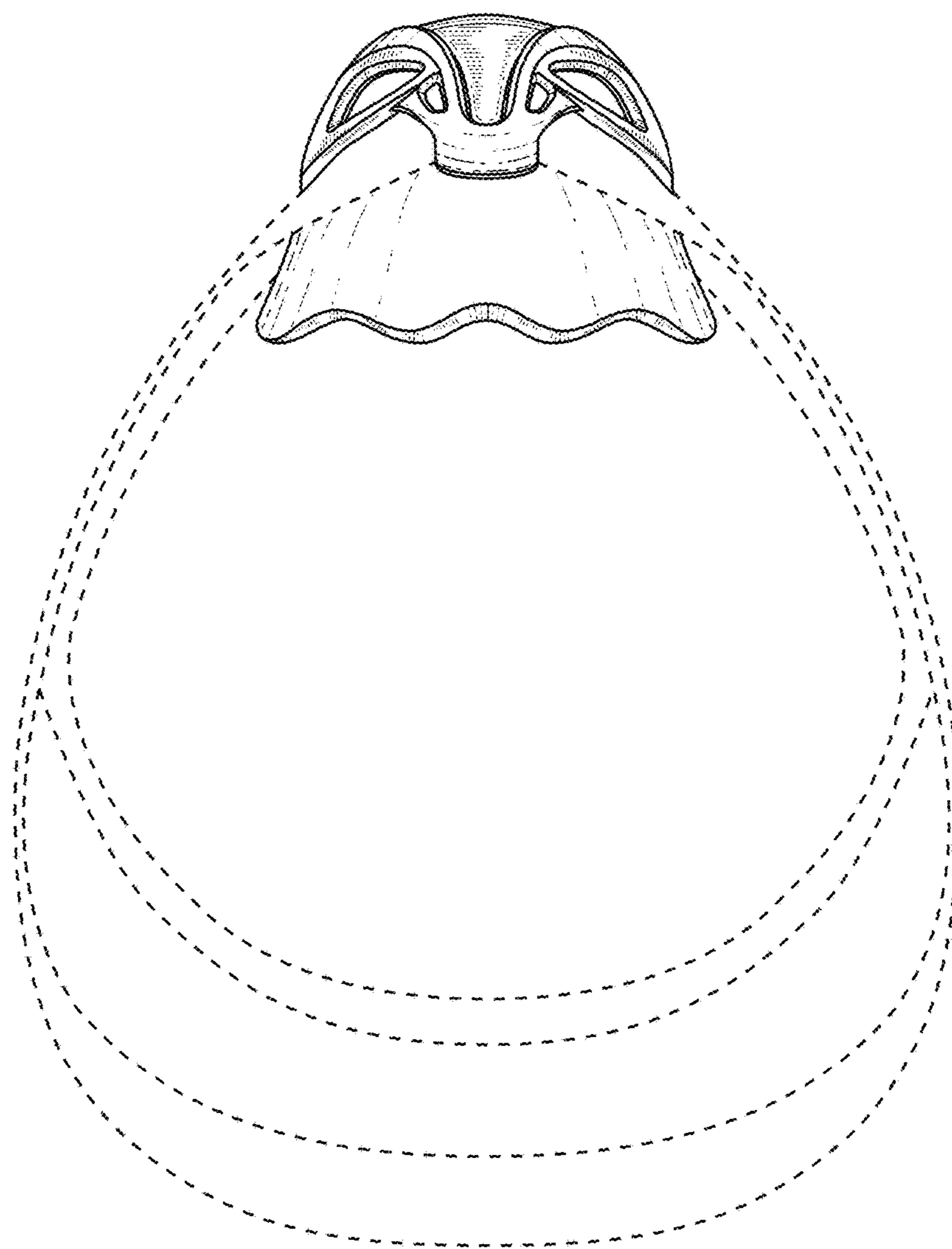
\* cited by examiner



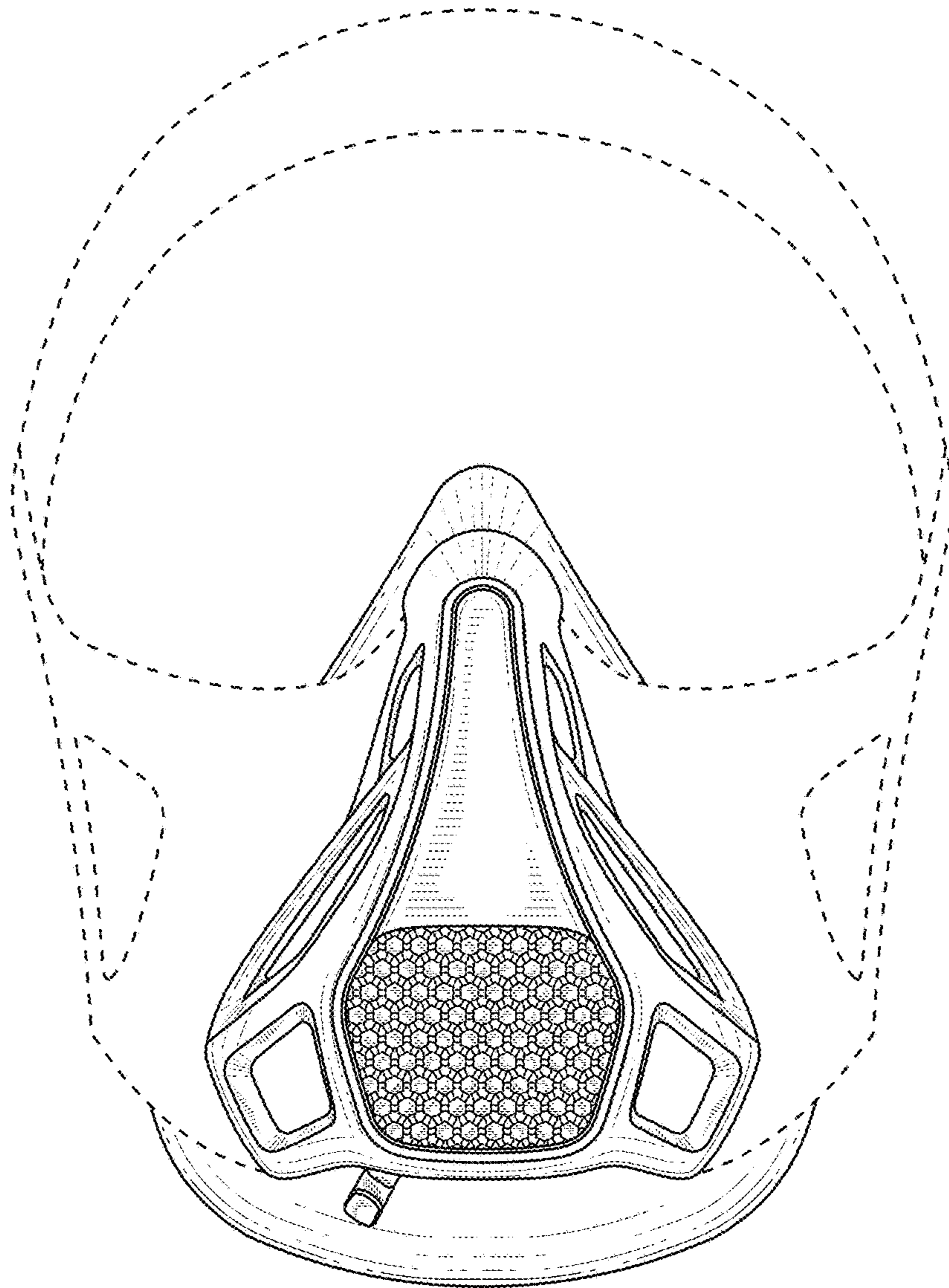
**FIG. 1**



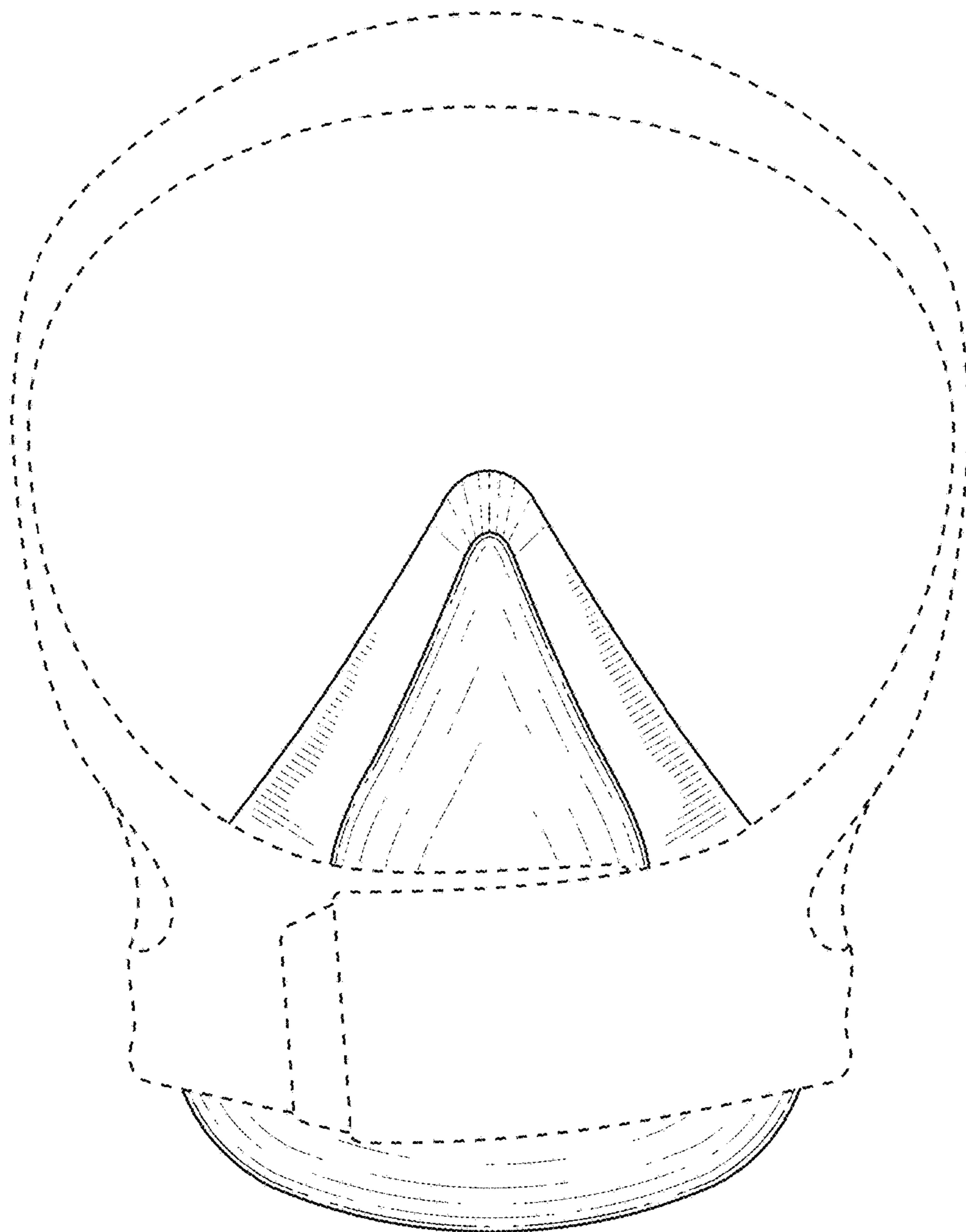
**FIG. 2**



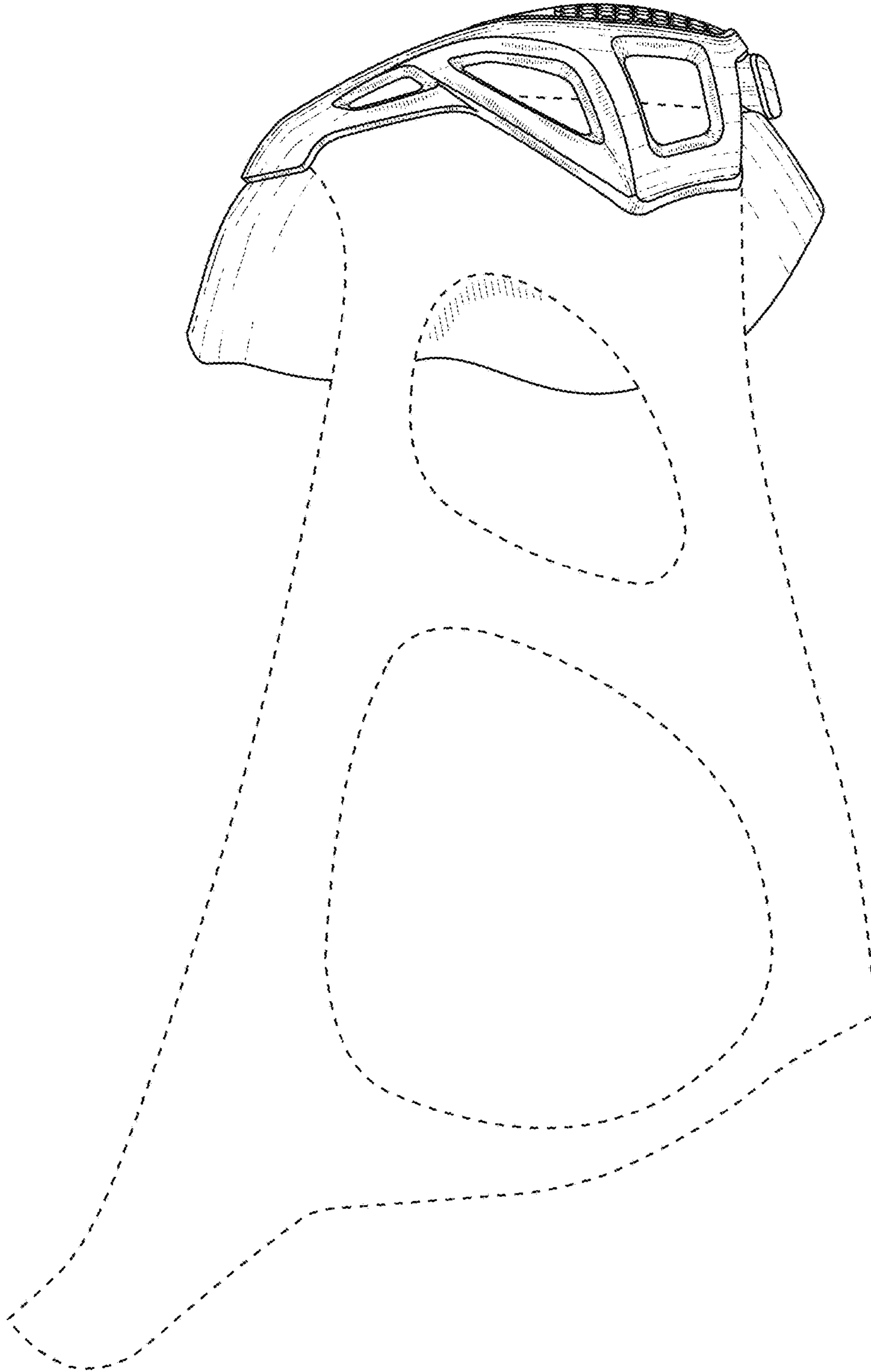
**FIG. 3**



**FIG. 4**

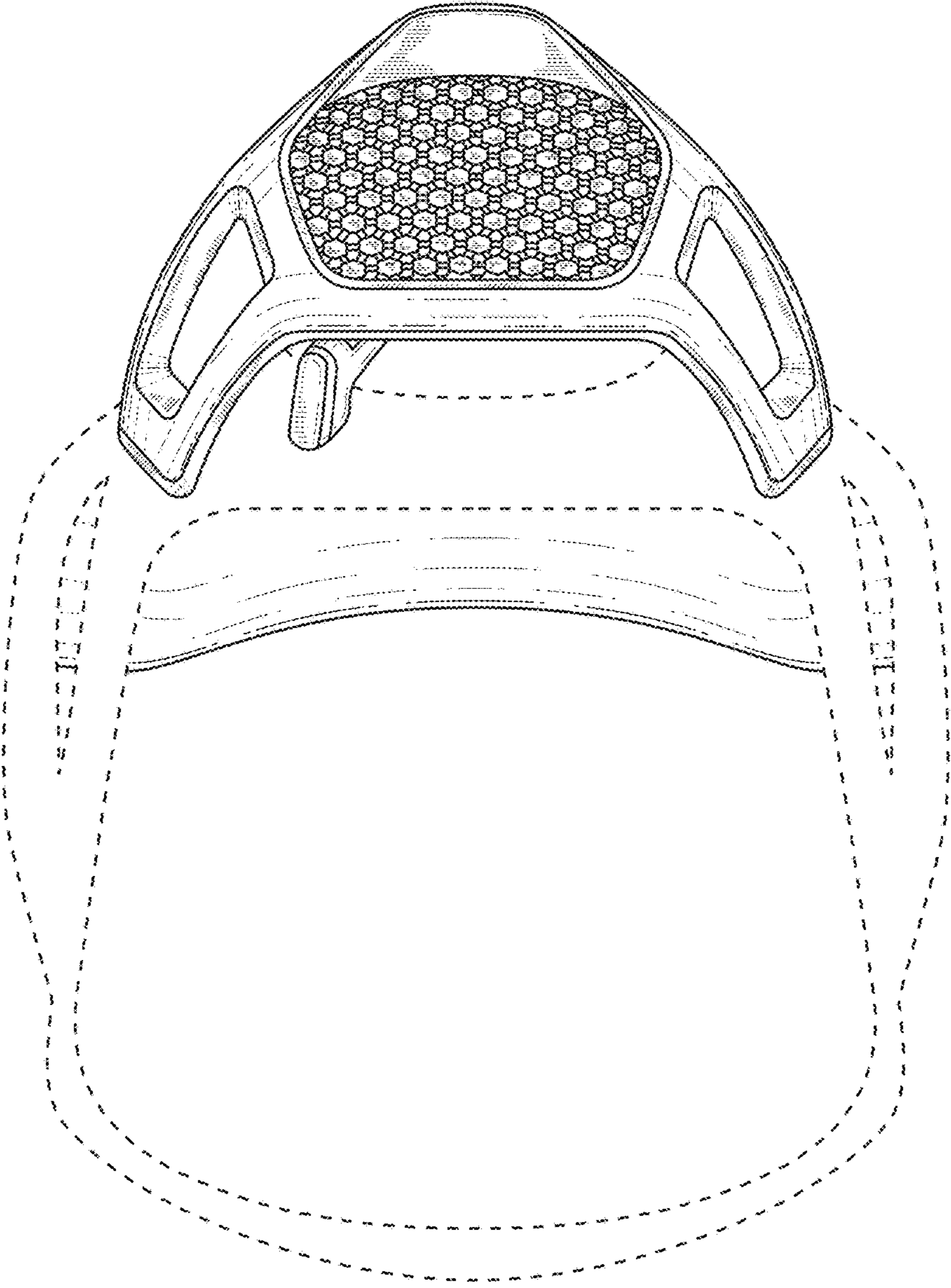


**FIG. 5**



**FIG. 6**





**FIG. 7**