



US00D819189S

(12) **United States Design Patent** (10) **Patent No.:** **US D819,189 S**
Chen (45) **Date of Patent:** **** May 29, 2018**

(54) **FAN HEATER**

(56) **References Cited**

(71) Applicants: **GD MIDEA ENVIRONMENT APPLIANCES MFG CO., LTD.,**
Zhongshan (CN); **MIDEA GROUP CO., LTD.,** Foshan (CN)

U.S. PATENT DOCUMENTS

D491,654 S *	6/2004	Gatchell	D23/364
D528,202 S *	9/2006	Shapiro	D23/411
D634,834 S *	3/2011	Shapiro	D23/314
D675,303 S *	1/2013	Raupach	D23/364
D685,078 S *	6/2013	Sidell	D23/378
D716,425 S *	10/2014	Tai	D23/314
D729,377 S *	5/2015	Chen	D23/378
D744,630 S *	12/2015	Ying	D23/378
D752,194 S *	3/2016	Shapiro	D23/332
D791,297 S *	7/2017	Ljungstrom	D23/364
2009/0290973 A1 *	11/2009	Wang	F04D 25/10 415/53.1

(72) Inventor: **Wei Chen,** Zhongshan (CN)

(73) Assignee: **GD MIDEA ENVIROMENT APPLIANCES MFG CO., LTD.,**
Foshan (CN)

(**) Term: **15 Years**

* cited by examiner

(21) Appl. No.: **29/612,801**

Primary Examiner — T. Chase Nelson

(22) Filed: **Aug. 4, 2017**

Assistant Examiner — Ania Aman

(30) **Foreign Application Priority Data**

(74) *Attorney, Agent, or Firm* — Kilpatrick Townsend & Stockton LLP

Mar. 2, 2017 (CN) 2017 3 0057120

(51) **LOC (11) Cl.** **23-03**

(52) **U.S. Cl.**
USPC **D23/332**

(58) **Field of Classification Search**
USPC D23/314, 317, 318, 319, 320, 322, 323,
D23/325, 329, 332, 333, 335, 336, 337,
D23/338, 339, 340, 342, 351, 352, 354,
D23/355, 356, 357, 359, 360, 361, 362,
D23/363, 364, 366, 370, 371, 373,
D23/377-379, 381, 382, 385-388, 411,
D23/412, 358, 328

CPC F24H 3/00; F24H 3/0411; F24H 3/0417;
F24H 9/0063; F24H 9/0073; F24H 9/02;
F24H 3/082; F24H 9/2071; F24H 3/002;
F24H 3/02; F04D 17/04; F04D 25/08;
F04D 25/10; F04D 25/086; F04D 25/105;
H05B 3/008

See application file for complete search history.

(57) **CLAIM**

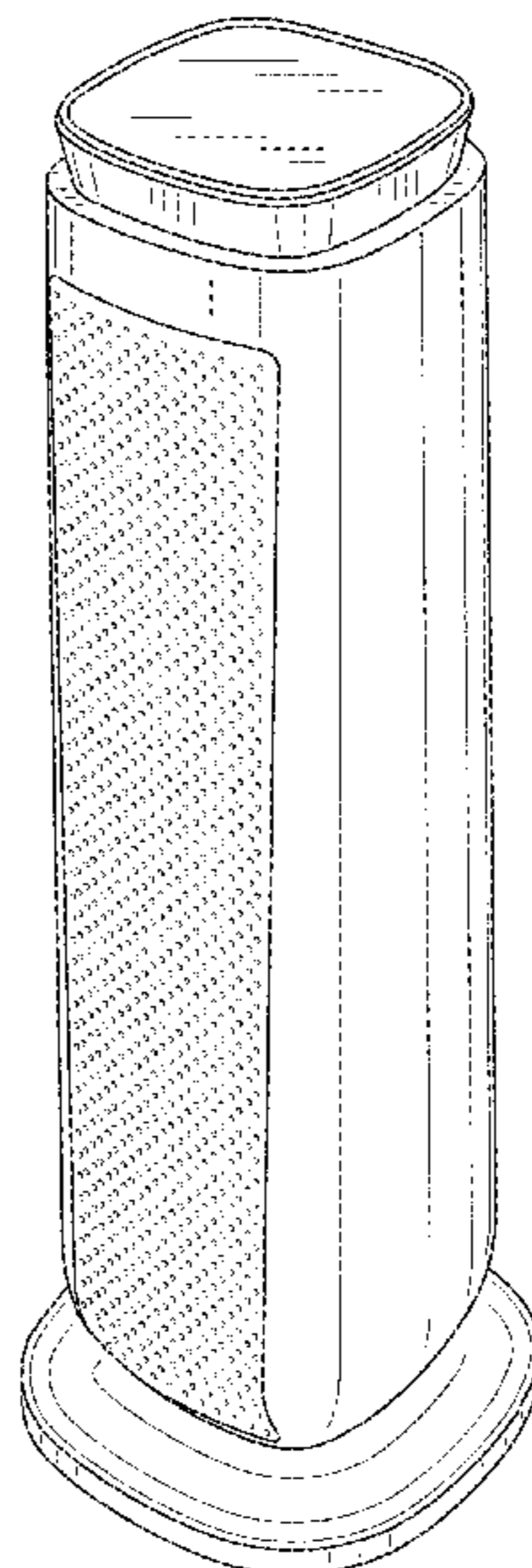
The ornamental design for a fan heater, as shown and described.

DESCRIPTION

FIG. 1 is a perspective view of a fan heater, showing our new design;
FIG. 2 is a front view thereof;
FIG. 3 is a back view thereof;
FIG. 4 is a right side view thereof;
FIG. 5 is a left side view thereof;
FIG. 6 is a top view thereof; and,
FIG. 7 is a bottom view thereof.

The broken lines in the figures are presented for the purpose of illustrating various portions of the fan heater, and form no part of the claimed design.

1 Claim, 6 Drawing Sheets



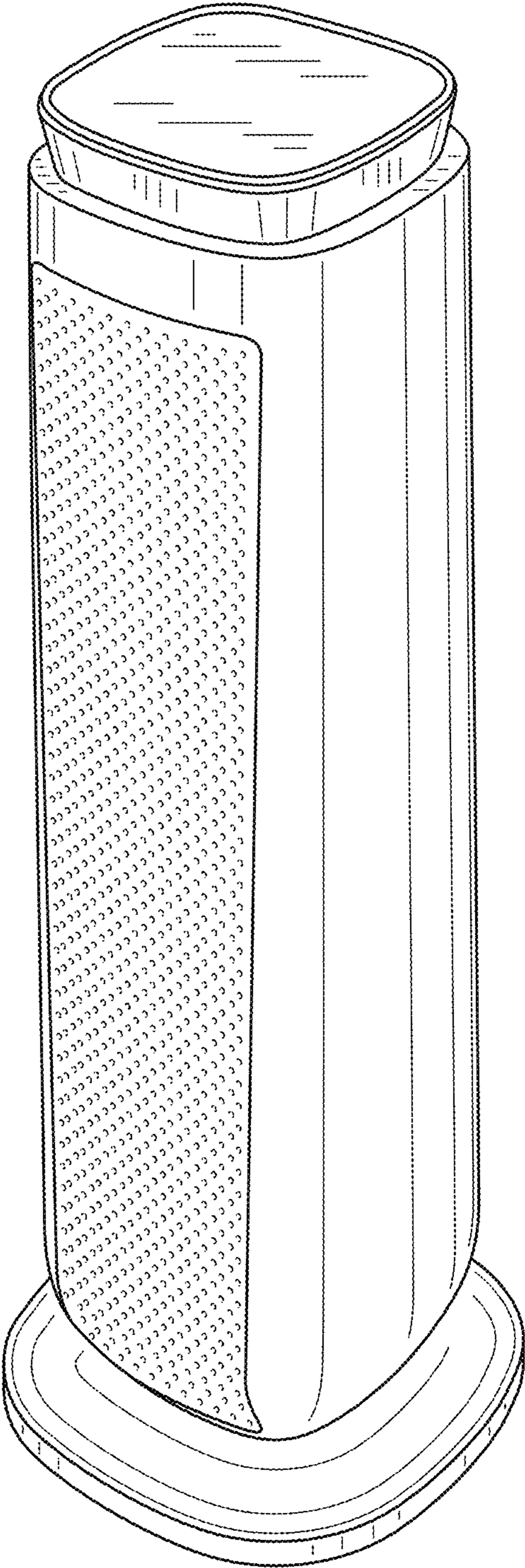


FIG.1

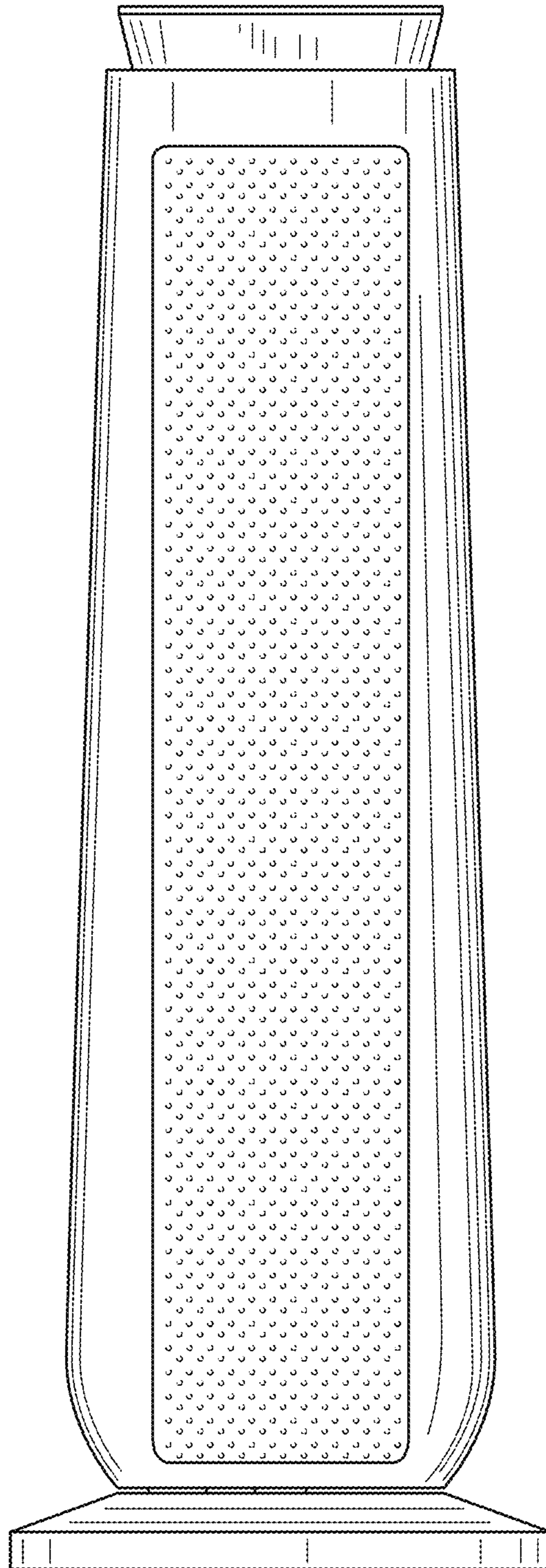


FIG.2

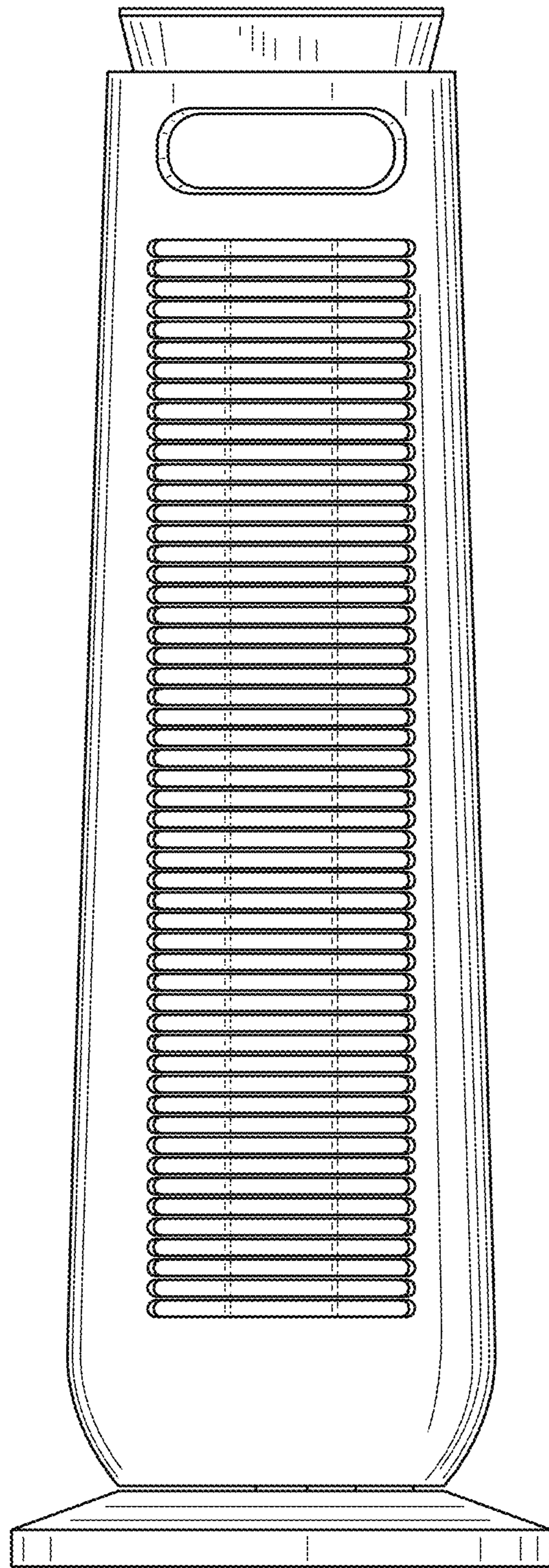


FIG.3

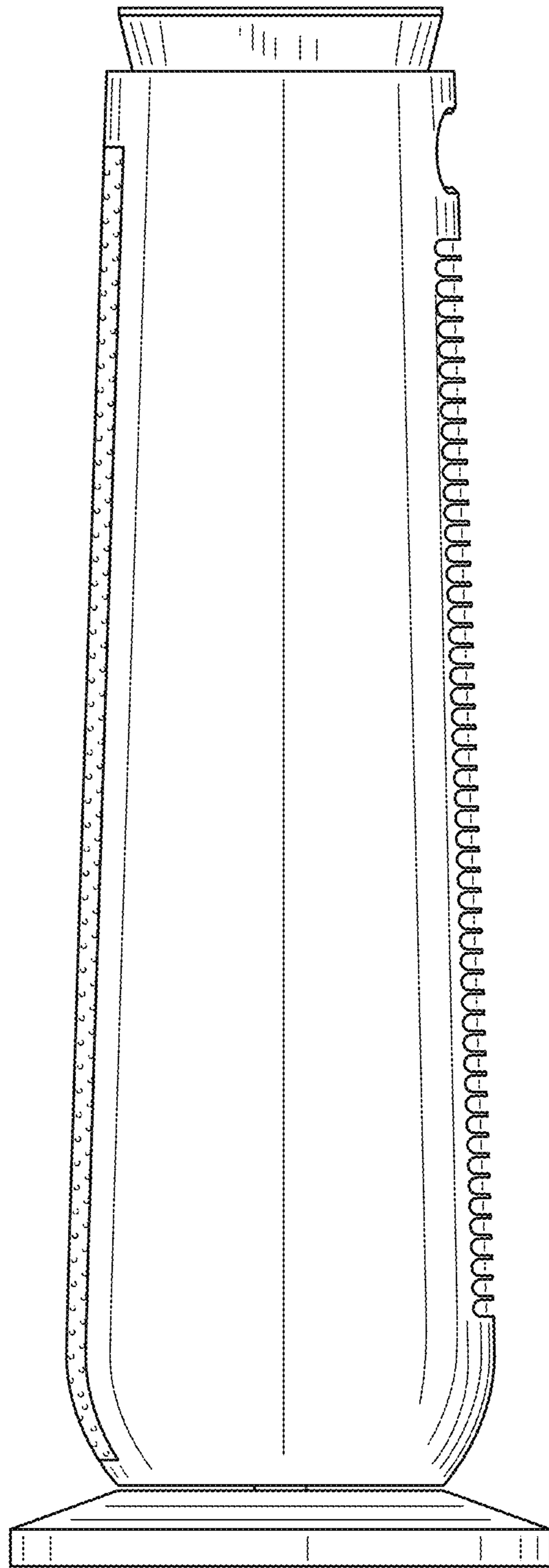


FIG.4

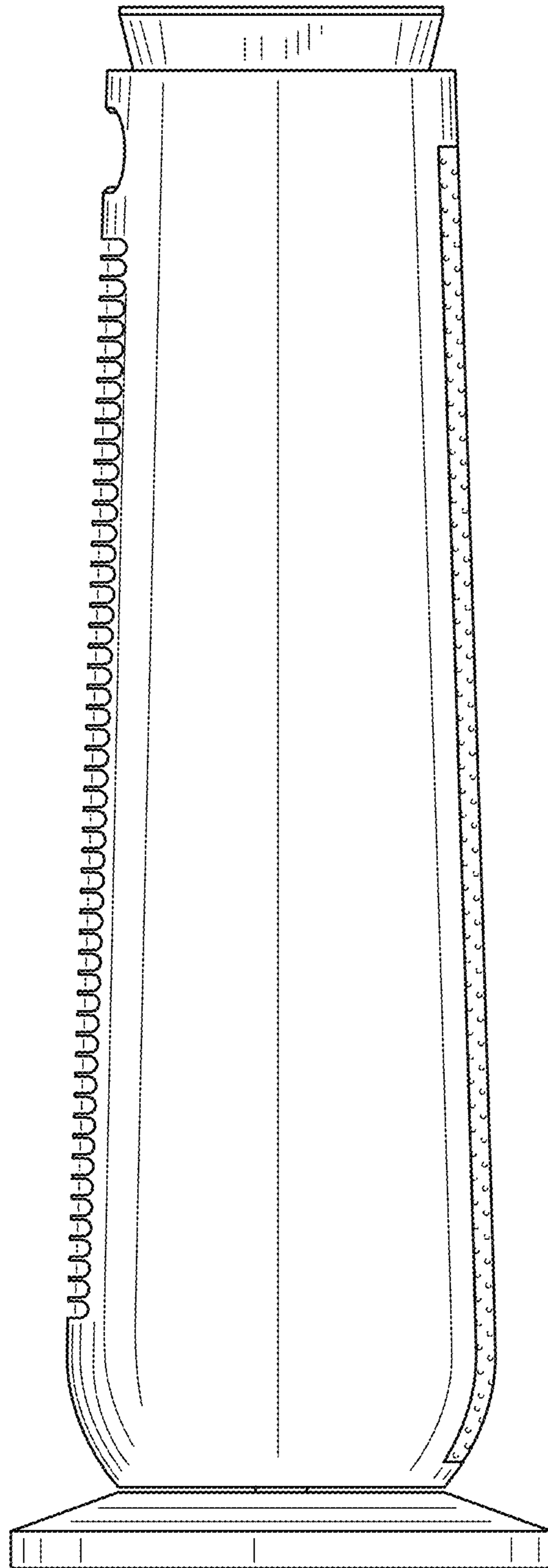


FIG.5

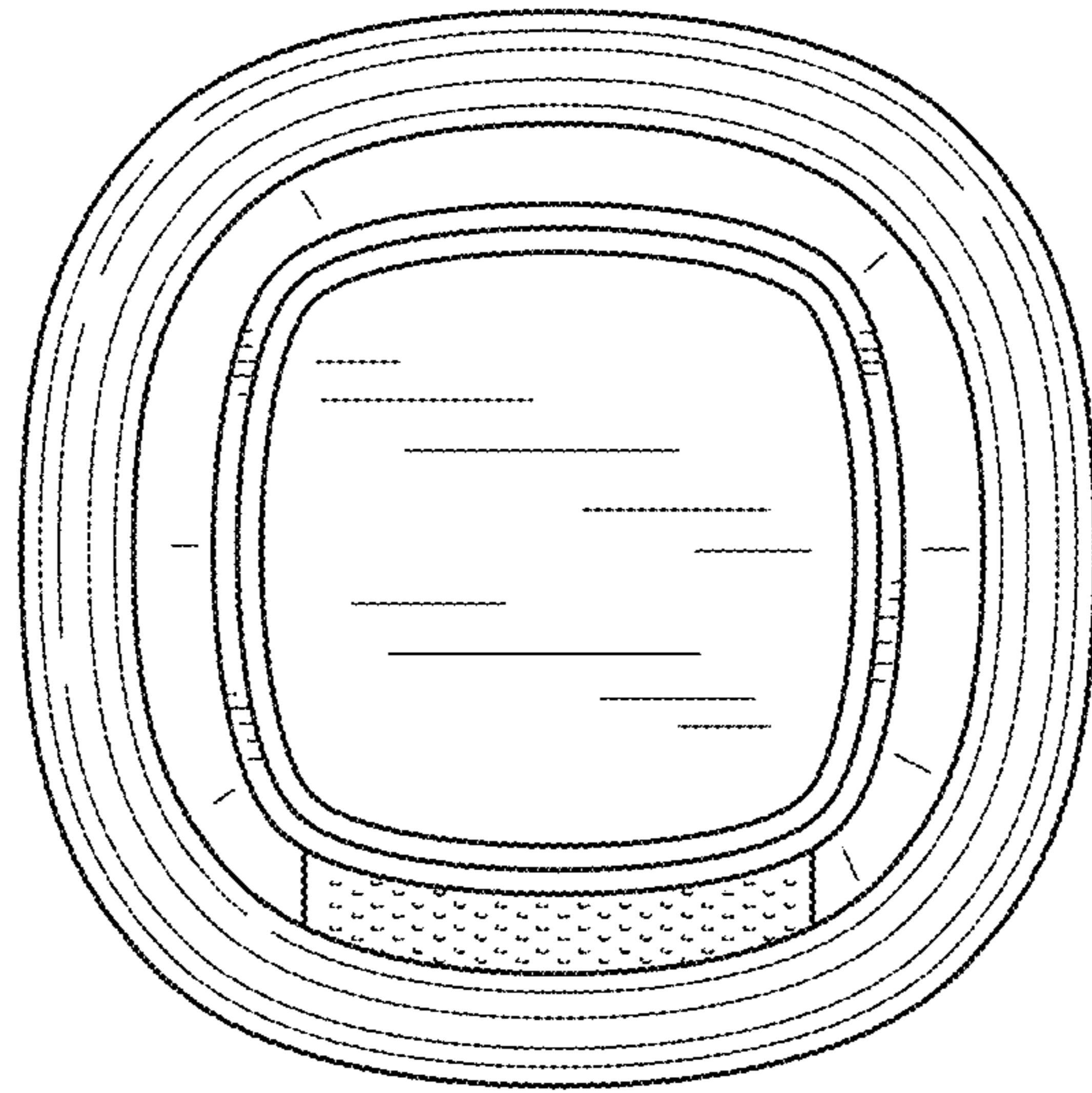


FIG. 6

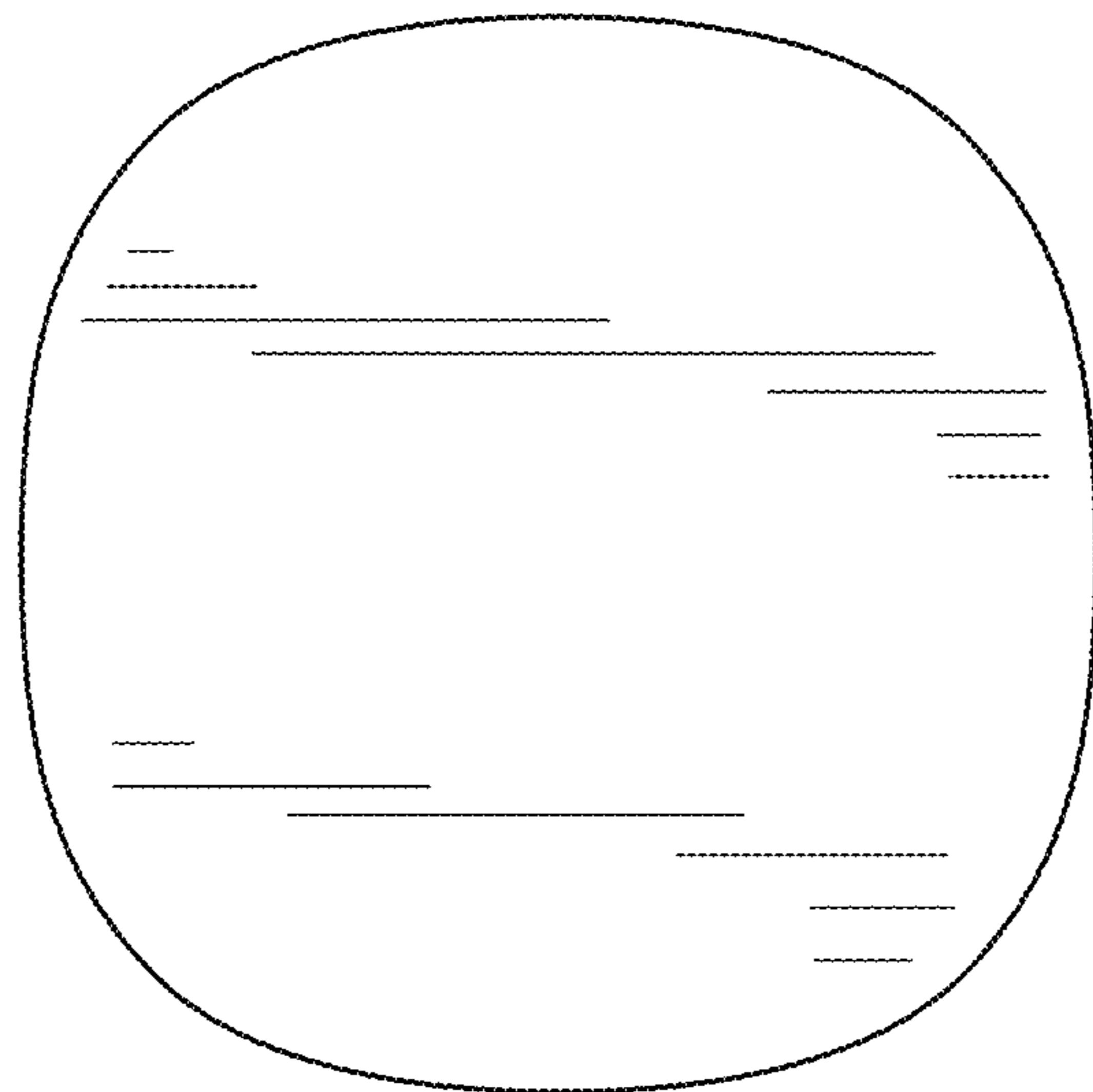


FIG. 7