



US00D819172S

(12) **United States Design Patent**
Weisman et al.

(10) **Patent No.:** **US D819,172 S**
(45) **Date of Patent:** **** May 29, 2018**

- (54) **PORTABLE SPRAYING DEVICE**
- (71) Applicant: **Global Marketing Enterprise (GME) Ltd., Tel Aviv (IL)**
- (72) Inventors: **Zafirra Weisman, Tel Aviv (IL); Israel Zanger, Tel Aviv (IL)**
- (**) Term: **15 Years**
- (21) Appl. No.: **29/591,643**
- (22) Filed: **Jan. 23, 2017**

- D268,611 S * 4/1983 Klose D23/222
 - 4,951,329 A * 8/1990 Shaw E03C 1/06
4/568
 - D317,332 S * 6/1991 Williams D21/483
 - D317,348 S * 6/1991 Geneve D23/223
 - D320,642 S * 10/1991 Geneve D23/223
 - D348,505 S * 7/1994 Bosio D23/223
 - D352,347 S * 11/1994 Dannenberg D23/223
 - D410,276 S * 5/1999 Ben-Tsur D23/223
 - D411,606 S * 6/1999 Ouyoung D23/223
 - D418,207 S * 12/1999 Lord D23/255
 - 6,082,633 A * 7/2000 Kephart B05B 3/06
239/211
 - D444,207 S * 6/2001 Tse D23/223
- (Continued)

Related U.S. Application Data

- (63) Continuation of application No. 29/519,850, filed on Mar. 9, 2015, now Pat. No. Des. 783,728.
- (51) **LOC (11) Cl.** **21-01**
- (52) **U.S. Cl.**
USPC **D23/223; D21/473**
- (58) **Field of Classification Search**
USPC D21/398, 467, 468, 473, 474, 483, 493,
D21/526, 532, 542, 545, 811;
D23/213-216, 222, 223, 228, 229, 239,
D23/241, 283, 304; 446/153, 159, 161,
446/475, 483; 239/525, 526, 530
CPC A63H 23/00; A63H 33/00; A63H 33/30;
A63H 33/3022; A63H 33/3038; A63H
33/3061; A63H 23/02; A63H 23/04;
A63H 23/10; A63H 23/14; A63H 23/16;
B05B 1/18; B05B 1/185
See application file for complete search history.

FOREIGN PATENT DOCUMENTS

- IL 56057 * 9/2016
 - IL 56130 * 9/2016
 - WO WO 2016038619 A2 * 3/2016 A63H 23/14
- Primary Examiner* — Catherine A Tuttle
(74) *Attorney, Agent, or Firm* — 1st-Tech-Ideas; Haim M. Factor

(57) **CLAIM**

The ornamental design for a portable spraying device, as shown and described.

DESCRIPTION

FIG. 1 is a front and left perspective view of a portable spray device showing our new design;
 FIG. 2 is a rear view thereof;
 FIG. 3 is a front view thereof;
 FIG. 4 is a left view thereof;
 FIG. 5 is a top view thereof; and,
 FIG. 6 is a bottom view thereof.

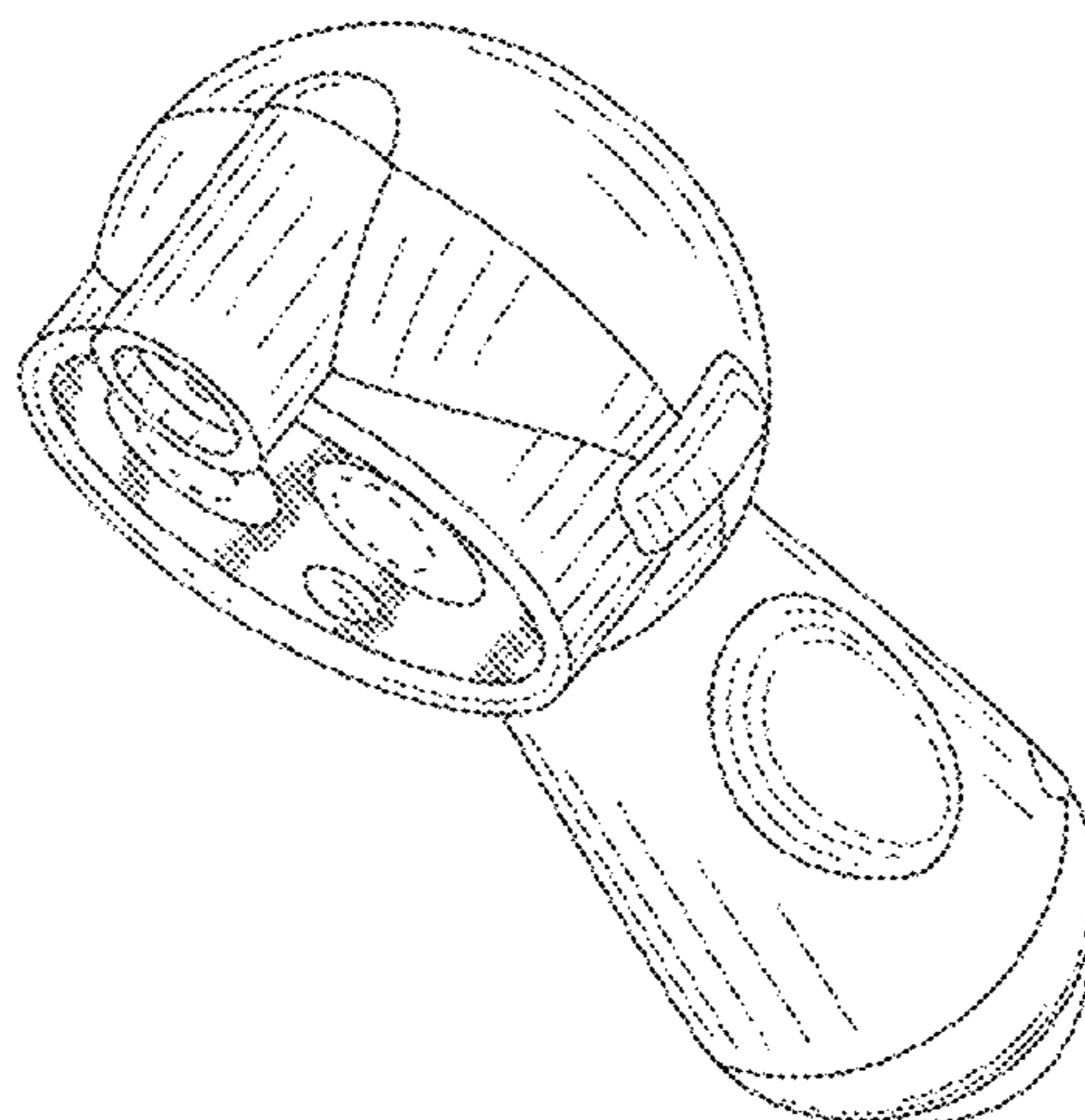
The appearance within the unshaded areas forms no part of the claimed design. The broken lines are included for the purpose of illustrating the portions of the portable spray device that form no part of the claimed design.

1 Claim, 4 Drawing Sheets

(56) **References Cited**

U.S. PATENT DOCUMENTS

- 4,091,998 A * 5/1978 Peterson E03C 1/06
239/283
- D251,678 S * 4/1979 Kwan D23/223
- 4,151,957 A * 5/1979 Gecewicz B05B 1/1663
239/381



(56)

References Cited

U.S. PATENT DOCUMENTS

D446,842 S *	8/2001	Green	D23/223
D604,391 S *	11/2009	Christianson	D23/223
D694,360 S *	11/2013	Gaetano	D23/223
D783,728 S *	4/2017	Weisman	D21/473
2005/0106991 A1 *	5/2005	Marine	A63H 3/52 446/296

* cited by examiner

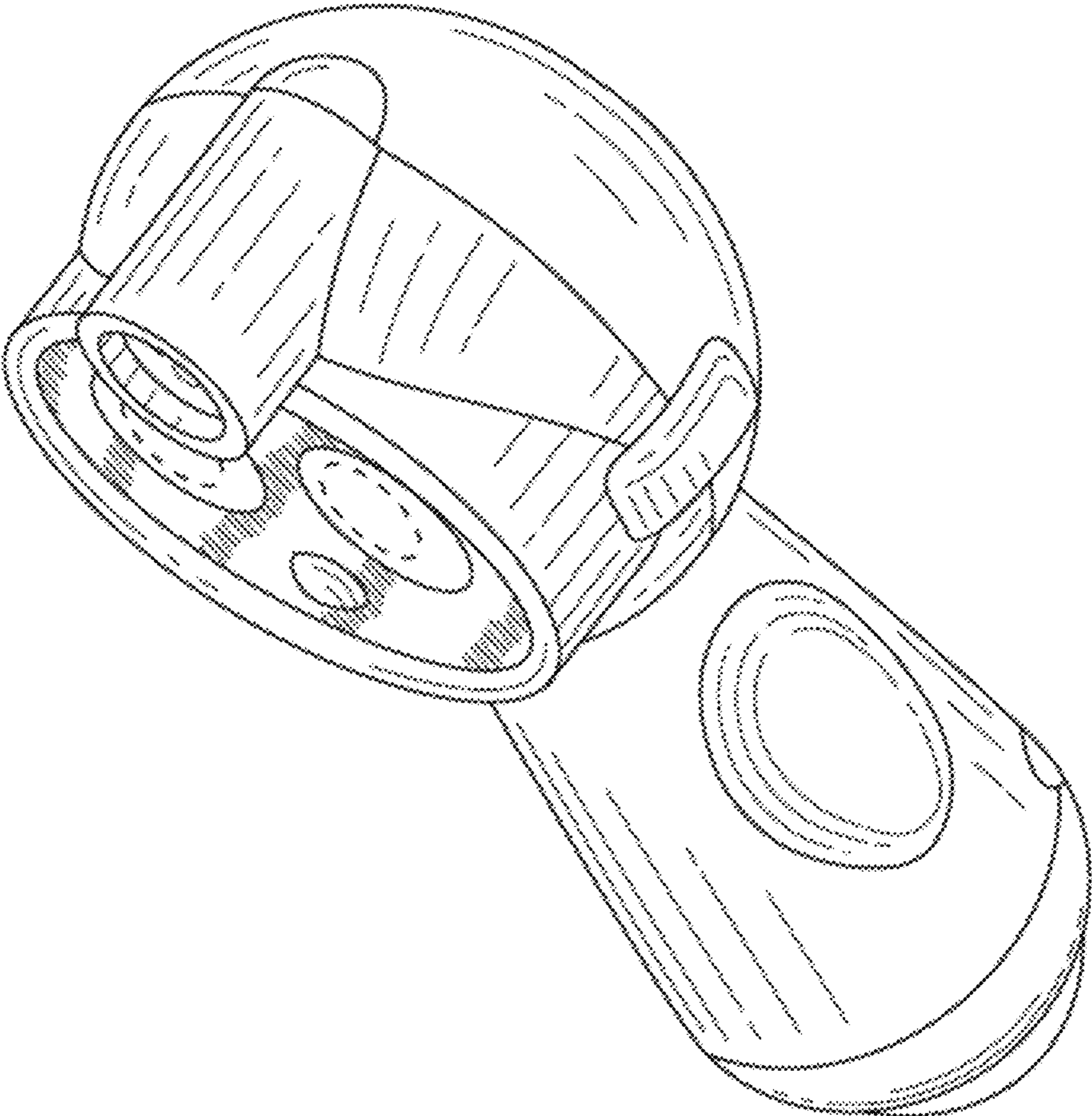


FIG. 1

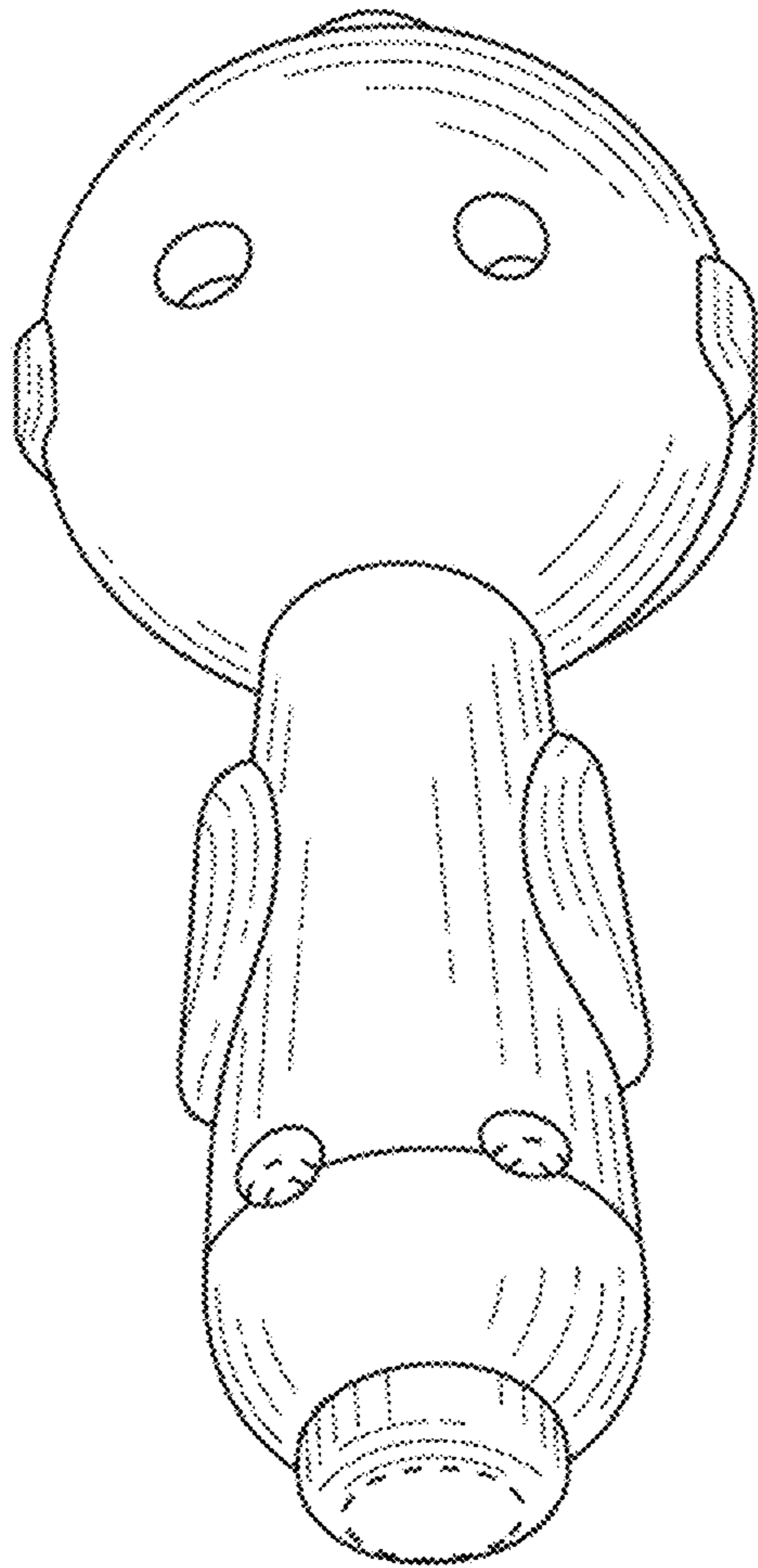


FIG. 2




FIG. 3

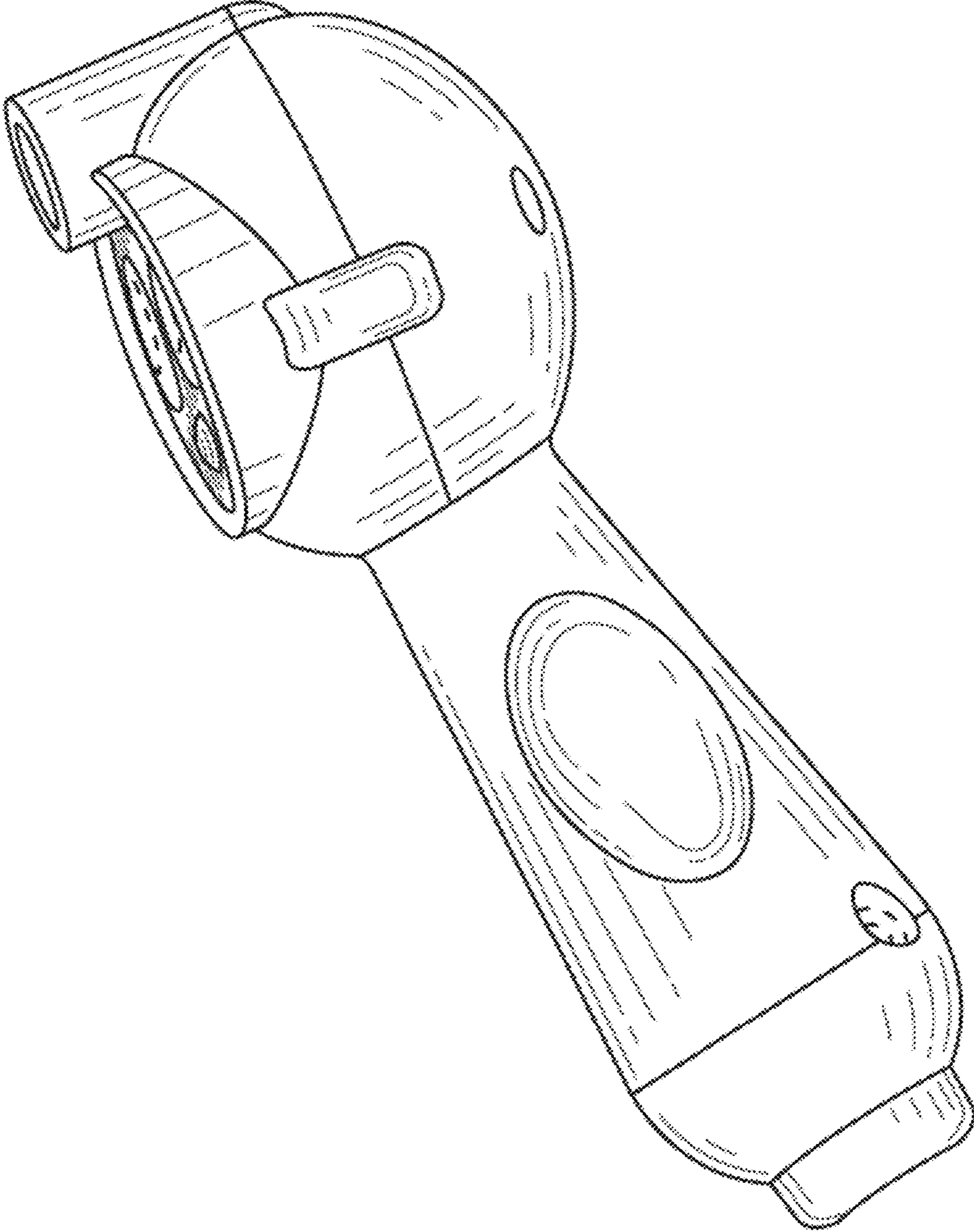


FIG. 4

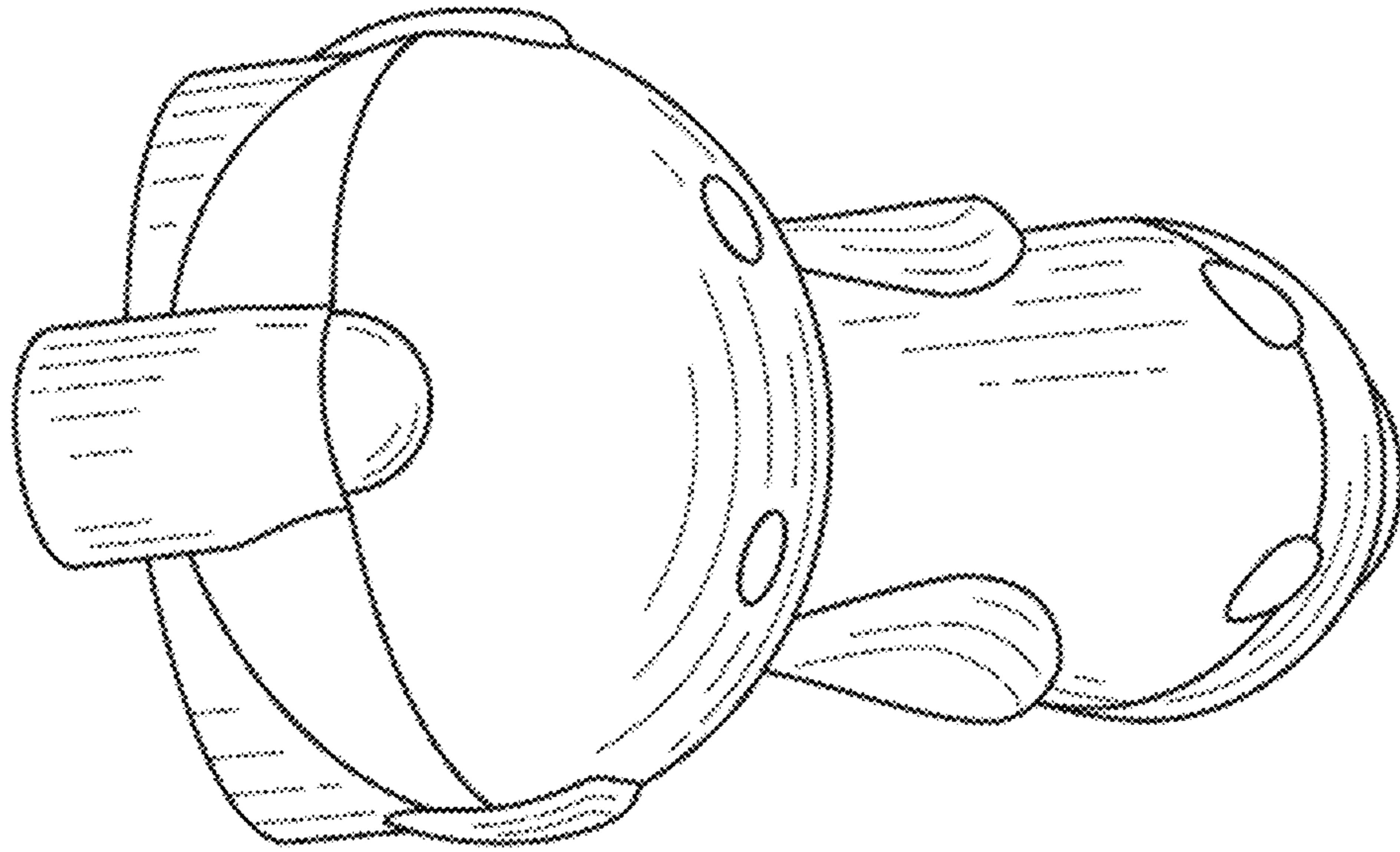


FIG. 5

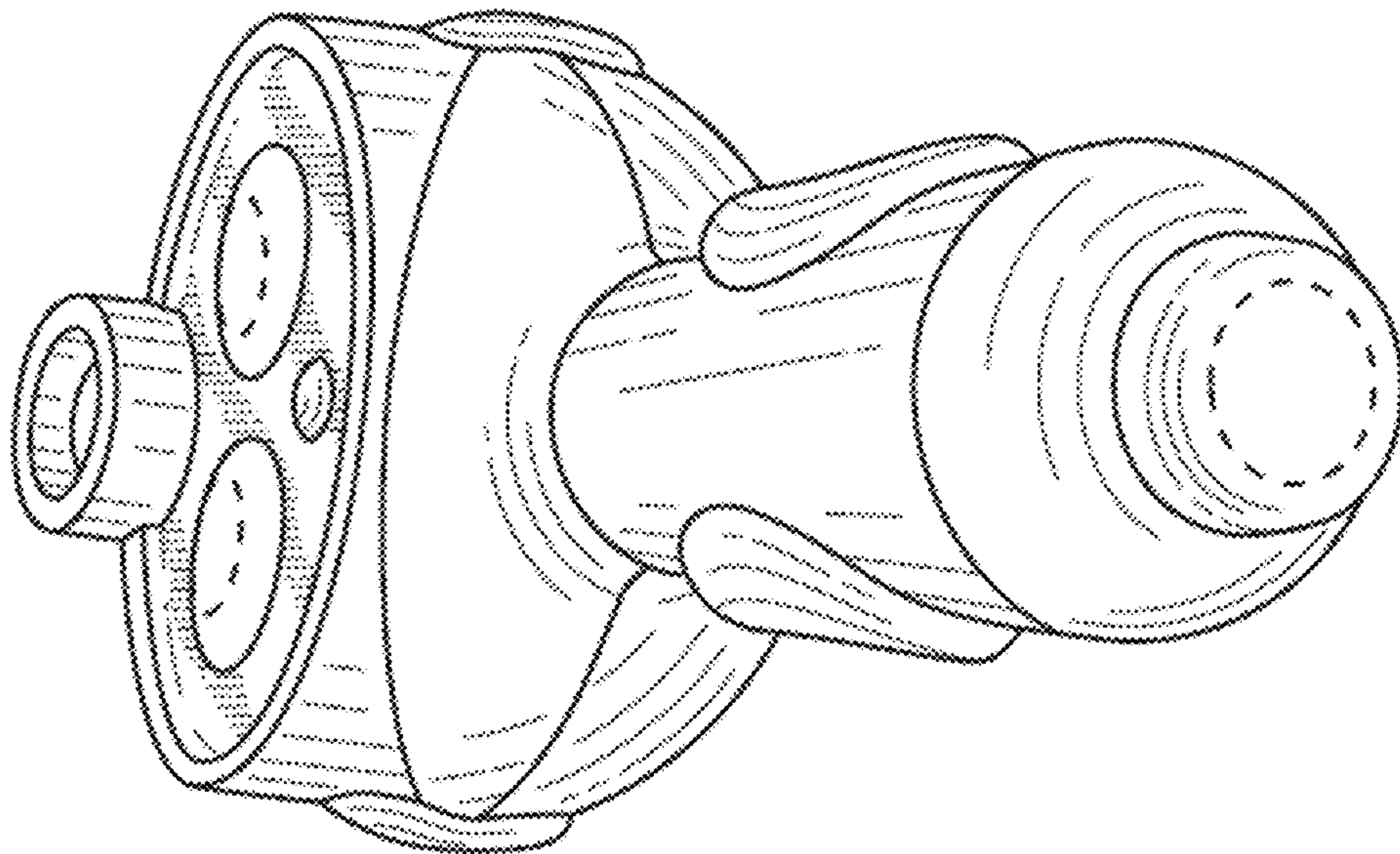


FIG. 6